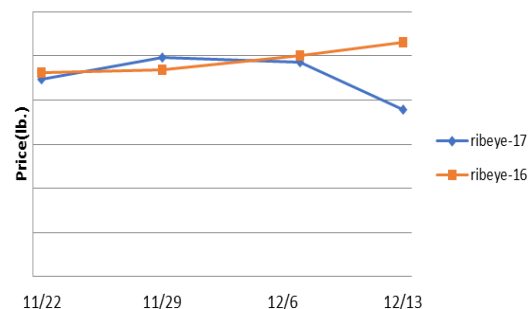


Beef, Veal and Lamb Report

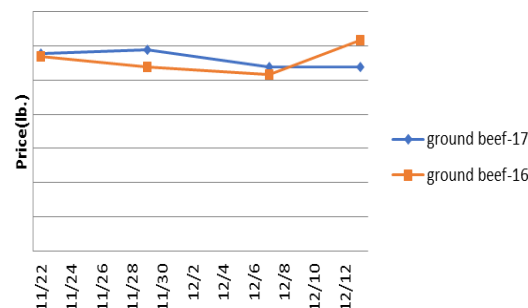
Beef, Veal & Lamb- Beef production last week declined 1.5% but was up 3.4% from the same week last year. Cattle supplies should seasonally tighten in the coming weeks which, along with the holidays, will limit beef output. Beef demand has been lackluster as of late except for holiday cuts. Spot negotiated beef shipments last week fell to a three-week low. Forward negotiated beef sales for choice and select boxed beef, as well as ground beef, have been trending significantly below 2016. Holiday beef item cuts should track downward during the final weeks of the year. U.S. beef exports in October were the second biggest for the month since 2014, but trade with China remains minimal.

Description	Market Trend	Supplies	Price vs. Last Year
Live Cattle (Steer)	Decreasing	Short	Higher
Feeder Cattle Index (CME)	Decreasing	Short	Higher
Ground Beef 81/19	Increasing	Good	Lower
Ground Chuck	Increasing	Good	Higher
109 Export Rib (ch)	Decreasing	Good	Lower
109 Export Rib (pr)	Increasing	Good	Higher
112a Ribeye (ch)	Decreasing	Good	Lower
112a Ribeye (pr)	Increasing	Good	Higher
114a Chuck , Shlder Cld(ch)	Decreasing	Good	Higher
116 Chuck (sel)	Increasing	Good	Higher
116 Chuck (ch)	Decreasing	Good	Higher
116b Chuck Tender (ch)	Decreasing	Good	Higher
120 Brisket (ch)	Increasing	Good	Lower
120a Brisket (ch)	Increasing	Good	Lower
121c Outside Skirt (ch/sel)	Increasing	Good	Higher
121d Inside Skirt (ch/sel)	Increasing	Good	Higher
121e Cap & Wedge	Decreasing	Good	Lower
167a Knuckle, Trimmed (ch)	Increasing	Good	Higher
168 Inside Round (ch)	Increasing	Good	Higher
169 Top Round (ch)	Decreasing	Good	Higher
171b Outside Round (ch)	Decreasing	Good	Higher
174 Short Loin (ch 0x1)	Decreasing	Good	Higher
174 Short Loin (pr 2x3)	Decreasing	Good	Higher
180 0x1 Strip (ch)	Increasing	Good	Higher
180 0x1 Strip (pr)	Decreasing	Good	Higher
184 Top Butt, boneless (ch)	Increasing	Good	Higher
184 Top Butt, boneless (pr)	Increasing	Good	Higher
184-3 Top Butt, bnls (ch)	Increasing	Good	Higher
185a Sirloin Flap (ch)	Decreasing	Good	Higher
185c Loin, Tri-Tip (ch)	Increasing	Good	Higher
189a Tender (sel, 5 lb & up)	Decreasing	Good	Higher
189a Tender (ch, 5 lb & up)	Decreasing	Good	Higher
189a Tender (pr, heavy)	Decreasing	Good	Higher
193 Flank Steak (ch)	Increasing	Good	Higher
50% Trimmings	Decreasing	Good	Higher
65% Trimmings	Increasing	Good	Higher
75% Trimmings	Decreasing	Good	Higher
85% Trimmings	Steady	Short	Higher
90% Trimmings	Decreasing	Short	Higher
90% Imported Beef (frz)	Decreasing	Good	Higher
95% Imported Beef (frz)	Increasing	Good	Higher
Veal Rack (Hotel 7 rib)	Increasing	Good	Higher
Veal Top Round (cap off)	Increasing	Good	Higher

112a Choice Beef Ribeye (heavy)



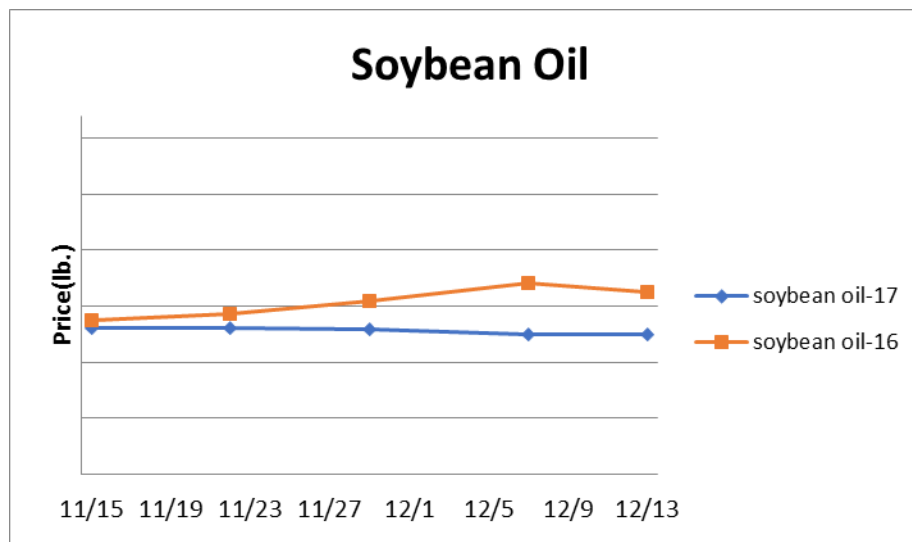
81/19 Ground Beef



Grains

The 2018-19 domestic winter wheat crop is entering dormancy with rather subpar historical crop ratings. Further, the longer-term weather forecast points to continued dryness in the Southern Plains- a major high protein winter wheat region. This may cause some volatility in wheat prices in the coming months.

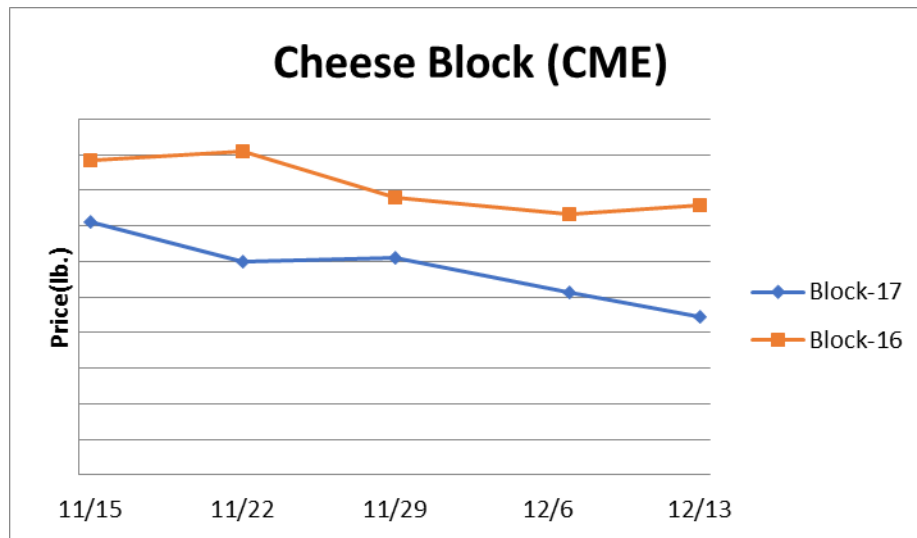
Description	Market Trend	Supplies	Price vs. Last Year
Soybeans, bushel	Decreasing	Good	Lower
Crude Soybean Oil, lb	Steady	Good	Lower
Soybean Meal, ton	Decreasing	Good	Lower
Corn, bushel	Decreasing	Good	Lower
Crude Corn Oil, lb	Decreasing	Good	Lower
High Fructose Corn Syrup	Decreasing	Good	Same
Distillers Grain, Dry	Increasing	Good	Higher
Crude Palm Oil, lb BMD	Decreasing	Good	Lower
HRW Wheat, bushel	Decreasing	Good	Higher
DNS Wheat 14%, bushel	Decreasing	Good	Higher
Durum Wheat, bushel	Increasing	Short	Higher
Pinto Beans, lb	Steady	Good	Lower
Black Beans, lb	Steady	Good	Lower
Rice, Long Grain, lb	Decreasing	Good	Higher



Dairy

The CME cheese markets have moved in opposite directions as of late with barrels carrying a record premium to blocks. Cheese barrel supplies have tightened due in part to demand, causing the abnormal pricing. The large spread between the two markets suggests that the downside price risk in cheese blocks from here is likely nominal, while the upside is almost certainly minimal in barrels. The seasonal tendency for both is lower during the last few weeks of the year. The butter market has remained fairly range-bound. Butter prices could soften further during the next few weeks.

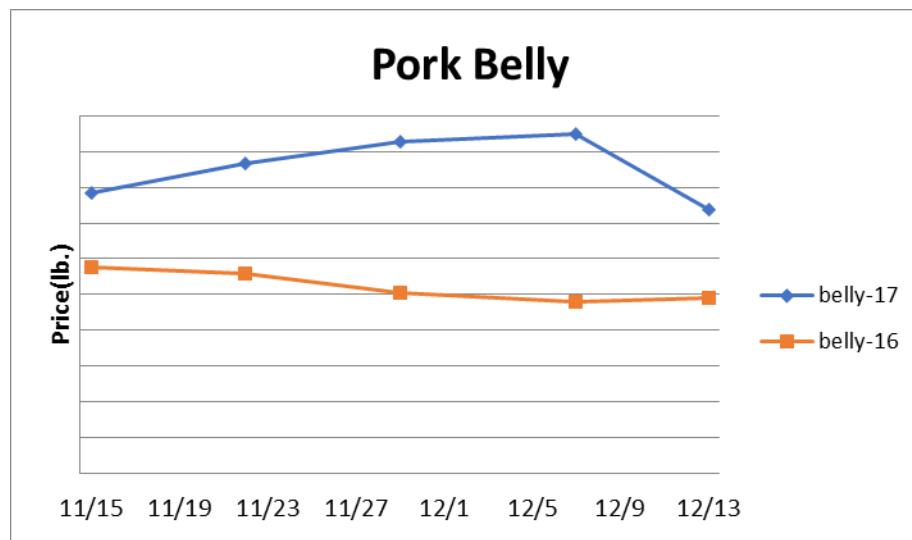
Description	Market Trend	Supplies	Price vs. Last Year
Cheese Barrels (CME)	Increasing	Good	Lower
Cheese Blocks (CME)	Decreasing	Good	Lower
American Cheese	Increasing	Good	Higher
Cheddar Cheese (40 lb)	Decreasing	Good	Lower
Mozzarella Cheese	Decreasing	Good	Lower
Provolone Cheese	Steady	Good	Same
Parmesan Cheese	Decreasing	Good	Lower
Butter (CME)	Increasing	Good	Higher
Nonfat Dry Milk	Decreasing	Ample	Lower
Whey, Dry	Decreasing	Good	Lower
Class 1 Base	Steady	Good	Same
Class II Cream, heavy	Decreasing	Good	Higher
Class III Milk (CME)	Increasing	Good	Lower
Class IV Milk (CME)	Decreasing	Good	Lower



Pork

Pork output last week rose .3% and was 4.2% bigger than the same week a year ago. Hog slaughter was the largest in just over a year. The available hog supply is expected to build in the near term which could put downward pressure on many of the markets, including bellies. U.S. pork exports in October were 9.7% larger than the previous year and the biggest for the month since 2012. Trade with China was up 1.9% year-on-year and the biggest for the month since 2013. Solid exports could underpin pork prices some in 2018.

Description	Market Trend	Supplies	Price vs. Last Year
Live Hogs	Decreasing	Ample	Higher
Sow	Decreasing	Ample	Higher
Belly (bacon)	Decreasing	Good	Higher
Sparerib(4.25 lb & down)	Decreasing	Good	Higher
Ham (20-23 lb)	Increasing	Good	Lower
Ham (23-27 lb)	Decreasing	Good	Lower
Loin (bone in)	Decreasing	Good	Lower
Babyback Rib (1.75 lb & up)	Decreasing	Good	Lower
Tenderloin (1.25 lb)	Decreasing	Good	Higher
Boston Butt, untrmd (4-8 lb)	Increasing	Good	Higher
Picnic, untrmd	Increasing	Good	Higher
SS Picnic, smoker trm box	Decreasing	Good	Higher
42% Trimmings	Decreasing	Good	Lower
72% Trimmings	Increasing	Good	Higher



Poultry

For the week ending December 2nd, chicken production rose 34.9% from the prior holiday shortened week and was 2.2% better than a year ago. Broiler slaughter was the largest since June. The six-week total of chicken output is up just 1.6% from 2016 due to a 2.5% rise in slaughter and a .9% decline in broiler weights. The larger year-over-year slaughter gains have been weighing heavy on wing prices as of late, which recently fell to one-year plus lows. History suggests that higher chicken wing prices are almost a certainty next month. Tempered annual production growth this winter could only intensify any pending chicken wing market increases.

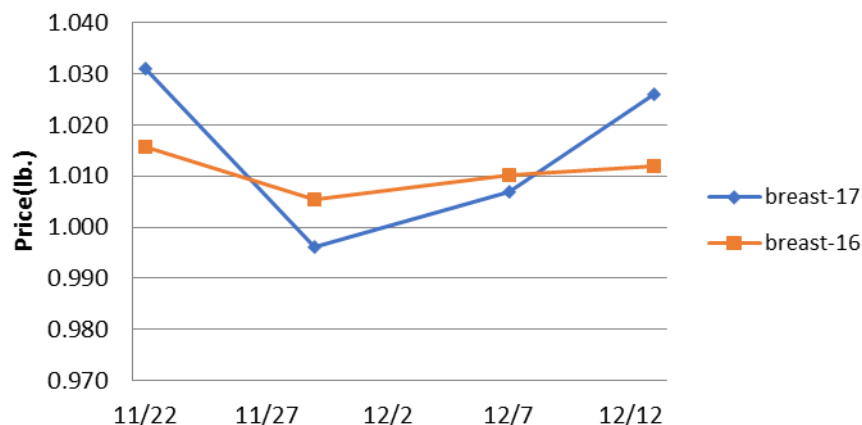
Description	Market Trend	Supplies	Price vs. Last Year
Whole Birds WOG-Nat	Decreasing	Good	Higher
Wings (jumbo cut)	Decreasing	Good	Lower
Wing Index (ARA)	Decreasing	Good	Lower
Breast, Bnless Skinless NE	Increasing	Good	Higher
Breast, Bnless Skinless SE	Increasing	Good	Higher
Breast Boneless Index (ARA)	Increasing	Good	Higher
Tenderloin Index (ARA)	Increasing	Good	Lower
Legs (whole)	Increasing	Good	Higher
Leg Quarter Index (ARA)	Increasing	Good	Higher
Thighs, Bone In	Increasing	Good	Lower
Thighs, Boneless	Increasing	Good	Higher

Description	Market Trend	Supplies	Price vs. Last Year
Whole Turkey (8-16 lb)	Decreasing	Good	Lower
Turkey Breast, Bnls/Sknls	Increasing	Good	Lower

Eggs

Description	Market Trend	Supplies	Price vs. Last Year
Large Eggs (dozen)	Steady	Short	Higher
Medium Eggs (dozen)	Steady	Short	Higher
Liquid Whole Eggs	Steady	Short	Higher
Liquid Egg Whites	Decreasing	Short	Higher
Liquid Egg Yolks	Increasing	Short	Higher
Egg Breaker Stock Central	Steady	Short	Higher

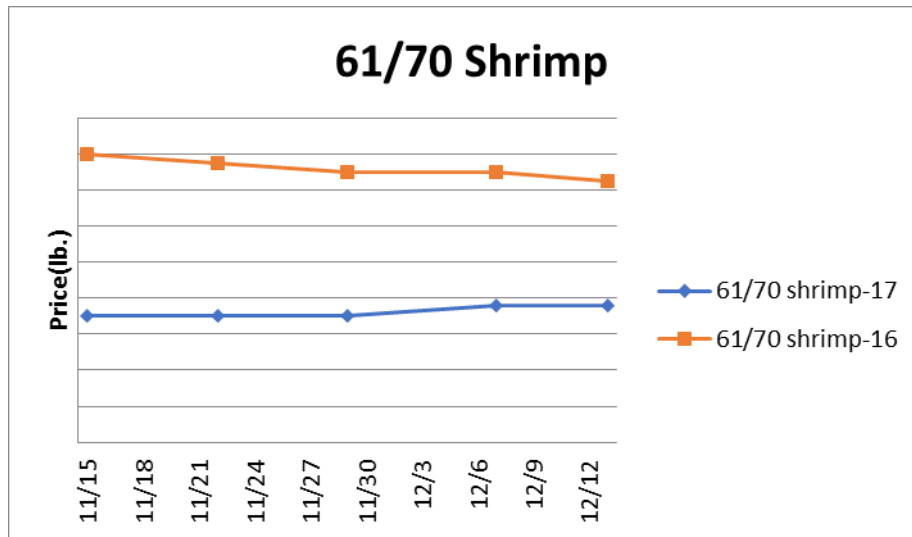
Boneless Skinless Chicken Breast



Seafood

Salmon prices generally continue to track below year ago levels due to solid imports. During October, the U.S. imported 8.5% more salmon than the previous year. However, trade with Canada remains challenged. Whole salmon imports from Canada during the month were down 5.9% year-on-year. This trend may continue to support Canadian salmon prices.

Description	Market Trend	Supplies	Price vs. Last Year
Shrimp (16/20 frz)	Steady	Good	Higher
Shrimp (61/70 frz)	Steady	Good	Lower
Shrimp Tiger (26/30 frz)	Steady	Good	Lower
Snow Crab, frz	Steady	Good	Higher
Tilapia Filet, frz	Steady	Good	Lower
Cod Filet, frz	Steady	Good	Higher
Tuna Yellowfin, frsh	Steady	Good	Higher
Salmon Atlantic Filet, frsh	Steady	Good	Lower
Pollock Filet, Alaska, frz	Steady	Good	Lower



Paper and Plastic Product Report

Description	Market Trend	Supplies	Price vs. Last Year
Wood Pulp (paper)			
NBSK- Paper napkin	Steady	Good	Higher
42 lb. Linerboard-corrugated box	Increasing	Good	Higher
Plastic Resins (plastic, foam)			
PS-CHH-utensils, cups, to-go cont.	Steady	Good	Higher
PP-HIGP-heavy grade utensils	Steady	Good	Higher
PE-LLD-can liners, film, bags	Steady	Good	Higher

Retail Price Change from Prior Month

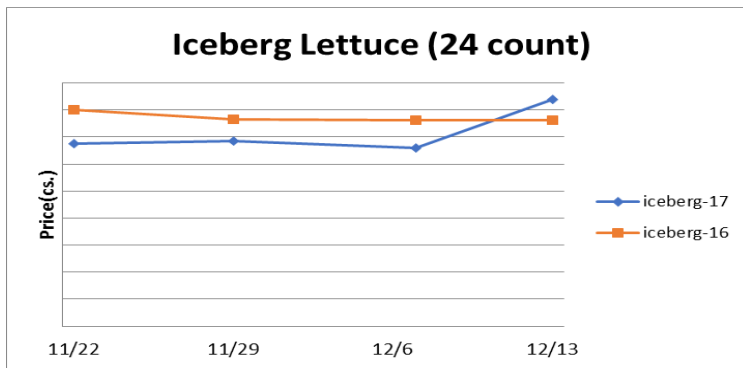
Description	Nov-17	Oct-17	Sep-17
Beef and Veal	Increasing	Decreasing	Decreasing
Dairy	Decreasing	Increasing	Increasing
Pork	Decreasing	Decreasing	Increasing
Chicken	Decreasing	Increasing	Decreasing
Fresh Fish and Seafood	Increasing	Decreasing	Decreasing
Fresh Fruits and Vegetables	Decreasing	Increasing	Decreasing

Various Markets

Coffee prices have been declining lately due to relatively favorable weather for the 2018 harvest in Brazil and a declining currency there. Assuming the Brazilian currency remains historically low, it will be hard for coffee prices to make a notable upward run.

Description	Market Trend	Supplies	Price vs. Last Year
Whole Peeled, Stand (6/10)	Decreasing	Good	Higher
Tomato Paste-Industrial (lb)	Decreasing	Good	Higher
Coffee lb ICE	Decreasing	Good	Lower
Sugar lb ICE	Increasing	Ample	Lower
Cocoa mt ICE	Decreasing	Short	Lower
Orange Juice lb ICE	Decreasing	Good	Lower
Honey (clover) lb	Steady	Good	Higher

Produce



The avocado markets have spiked this month due to a slowdown in the harvest in Mexico. U.S. avocado imports from Mexico last week fell 6.1% from the prior week and were 16.7% less than the same week last year. The HASS Avocado Board is projecting the harvests in Mexico to expand steeply during the next few weeks which, if realized, could weigh heavy on the avocado markets. Avocado prices are typically flat to firm during the last few weeks of the year. Tomato prices remain expensive due to the subpar harvest in Florida.

Description	Market Trend	Supplies	Price vs. Last Year
Limes (150 ct)	Steady	Good	Higher
Lemons (95 ct)	Increasing	Good	Higher
Lemons (200 ct)	Increasing	Short	Higher
Honeydew (6 ct)	Increasing	Good	Higher
Cantaloupe (15 ct)	Increasing	Good	Higher
Blueberries (12 ct)	Increasing	Good	Higher
Strawberries (12 pnt)	Decreasing	Good	Lower
Avocados (Hass 48 ct)	Increasing	Good	Higher
Bananas (40 lb) Term	Steady	Good	Higher
Pineapple (7 ct) Term	Decreasing	Good	Lower
Idaho Potato (60 ct 50 lb)	Decreasing	Short	Higher
Idaho Potato (70 ct 50 lb)	Decreasing	Short	Higher
Idaho Potato (70 ct) Term	Increasing	Short	Higher
Idaho Potato (90 ct 50 lb)	Decreasing	Short	Higher
Idaho Potato #2 (6 oz 100 lb)	Steady	Short	Higher
Processing Potato (cwt)	Steady	Short	Higher
Yellow Onions (50 lb)	Decreasing	Good	Lower
Yellow Onions (50 lb) Term	Decreasing	Good	Higher
Red Onions (25 lb) Term	Decreasing	Good	Higher
White Onions (50 lb) Term	Decreasing	Good	Higher
Tomatoes (lg case)	Increasing	Good	Higher
Tomatoes (5x6 lb) Term	Increasing	Good	Higher
Tomatoes (4x5 vine ripe)	Increasing	Good	Higher
Roma Tomatoes (lg case)	Increasing	Good	Higher
Roma Tomatoes (xlg case)	Increasing	Good	Higher
Green Peppers (lg case)	Decreasing	Good	Higher
Red Peppers (lg 15 lb case)	Increasing	Good	Higher
Iceberg Lettuce (24 ct)	Increasing	Good	Higher
Iceberg Lettuce (24 ct) Term	Increasing	Good	Lower
Leaf Lettuce (24 ct)	Increasing	Good	Lower
Romaine Lettuce (24 ct)	Increasing	Good	Lower
Mesculin Mix (3 lb) Term	Increasing	Good	Higher
Broccoli (14 ct)	Increasing	Good	Lower
Squash (1/2 bushel)	Increasing	Good	Higher
Zucchini (1/2 bushel)	Increasing	Good	Higher
Green Beans (bushel)	Increasing	Good	Higher
Spinach (flat 24)	Decreasing	Good	Lower
Mushrooms (10 lb lg) Term	Steady	Good	Higher
Cucumbers (bushel)	Increasing	Good	Higher
Pickles (200-300 ct) Term	Decreasing	Good	Higher
Asparagus (sm)	Increasing	Good	Lower
Freight (truck CA-Cty Av)	Decreasing	Good	Higher

