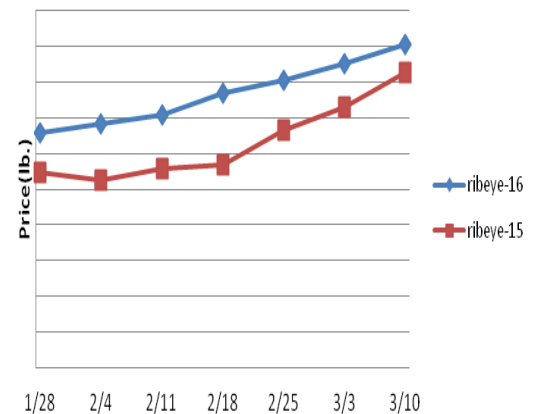


Beef, Veal and Lamb Report

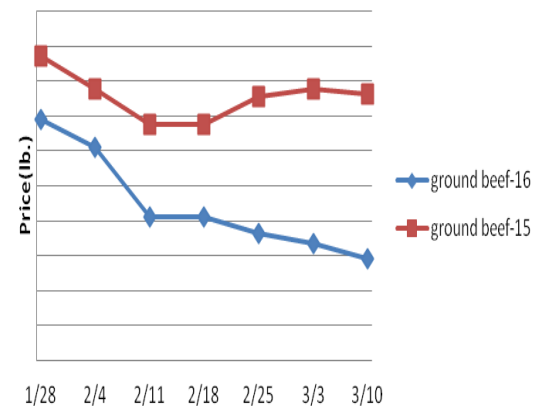
Beef, Veal & Lamb - Beef output last week declined .5% but was .6% more than the same week last year. Fairly solid year over year expansion in beef output is expected to occur during the next several months which should generally weigh on the beef markets. Beef export demand is improving however. U.S. beef exports during January were 9.8% larger than last year while imports declined 6.9%. Still, the U.S. remained a net beef importer during the month adding 4% to the total supply. Ground beef demand is picking up with total shipments last week the biggest for any week in over 13 years. Typically the ground beef markets firm during the better part of March but prices should remain below 2015 levels.

Description	Market Trend	Supplies	Price vs. Last Year
Live Cattle (Steer)	Decreasing	Short	Lower
Feeder Cattle Index (CME)	Decreasing	Short	Lower
Ground Beef 81/19	Decreasing	Good	Lower
Ground Chuck	Decreasing	Good	Lower
109 Export Rib (ch)	Increasing	Good	Higher
109 Export Rib (pr)	Increasing	Good	Higher
112a Ribeye (ch)	Increasing	Good	Higher
112a Ribeye (pr)	Increasing	Good	Higher
114a Chuck , Shlder Cld(ch)	Decreasing	Good	Lower
116 Chuck (sel)	Decreasing	Good	Lower
116 Chuck (ch)	Decreasing	Good	Lower
116b Chuck Tender (ch)	Decreasing	Good	Lower
120 Brisket (ch)	Increasing	Good	Lower
120a Brisket (ch)	Increasing	Good	Lower
121c Outside Skirt (ch/sel)	Increasing	Good	Higher
121d Inside Skirt (ch/sel)	Increasing	Good	Higher
121e Cap & Wedge	Increasing	Good	Lower
167a Knuckle, Trimmed (ch)	Decreasing	Good	Lower
168 Inside Round (ch)	Decreasing	Good	Lower
169 Top Round (ch)	Decreasing	Good	Lower
171b Outside Round (ch)	Decreasing	Good	Lower
174 Short Loin (ch 0x1)	Increasing	Good	Higher
174 Short Loin (pr 2x3)	Increasing	Good	Higher
180 1x1 Strip (ch)	Increasing	Good	Higher
180 1x1 Strip (pr)	Steady	Good	Lower
180 0x1 Strip (ch)	Increasing	Good	Higher
184 Top Butt, boneless (ch)	Decreasing	Good	Lower
184 Top Butt, boneless (pr)	Steady	Good	Lower
185a Sirloin Flap (ch)	Increasing	Good	Higher
185c Loin, Tri-Tip (ch)	Decreasing	Good	Lower
189a Tender (sel, 5 lb & up)	Increasing	Good	Higher
189a Tender (ch, 5 lb & up)	Decreasing	Good	Higher
189a Tender (pr, heavy)	Increasing	Good	Lower
193 Flank Steak (ch)	Increasing	Good	Higher
50% Trimmings	Increasing	Good	Lower
65% Trimmings	Increasing	Good	Lower
75% Trimmings	Decreasing	Good	Lower
85% Trimmings	Increasing	Short	Lower
90% Trimmings	Increasing	Short	Lower
90% Imported Beef (frz)	Increasing	Good	Lower
95% Imported Beef (frz)	Decreasing	Good	Lower
Veal Rack (Hotel 7 rib)	Steady	Good	Lower
Veal Top Round (cap off)	Decreasing	Good	Lower

112a Choice Beef Ribeye (heavy)



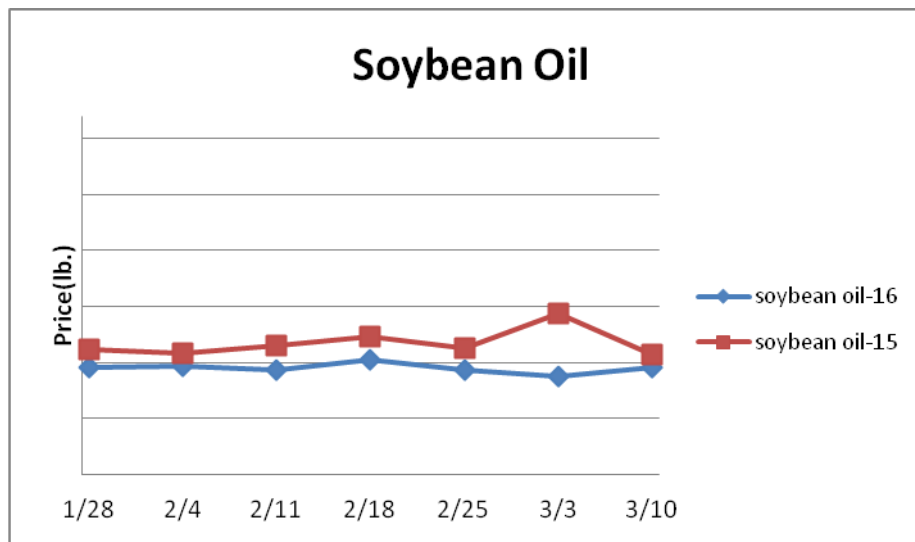
81/19 Ground Beef



Grains

The U.S. winter wheat crop is progressing with ratings generally better than prior year averages. Due to the recent warm weather, the crop is estimated to be three weeks ahead of schedule which could push more supplies to the market sooner rather than later assuming there is no major freeze event.

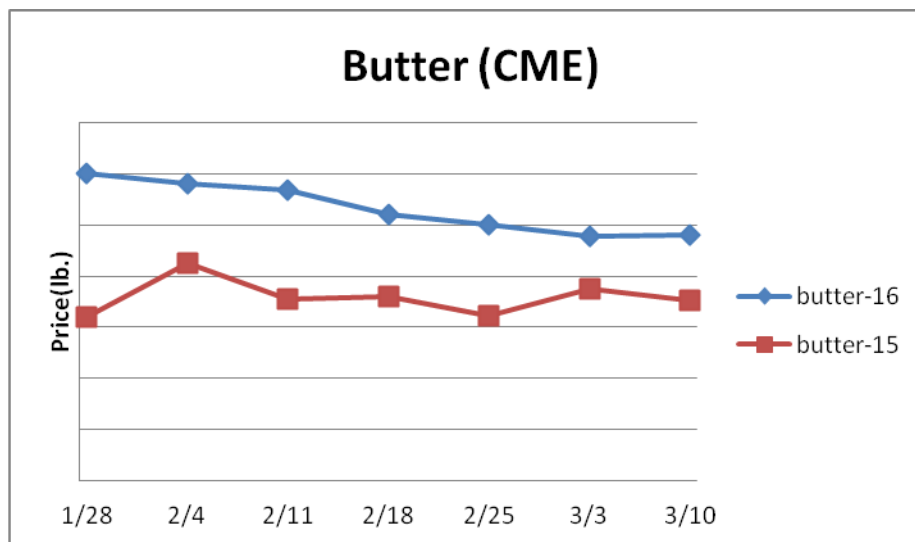
Description	Market Trend	Supplies	Price vs. Last Year
Soybeans, bushel	Increasing	Good	Lower
Crude Soybean Oil, lb	Increasing	Good	Lower
Soybean Meal, ton	Increasing	Good	Lower
Corn, bushel	Decreasing	Good	Lower
Crude Corn Oil, lb	Steady	Good	Higher
High Fructose Corn Syrup	Increasing	Good	Lower
Distillers Grain, Dry	Decreasing	Good	Lower
Crude Palm Oil, lb BMD	Steady	Good	Lower
HRW Wheat, bushel	Increasing	Good	Lower
DNS Wheat 14%, bushel	Increasing	Good	Lower
Durum Wheat, bushel	Decreasing	Short	Lower
Pinto Beans, lb	Increasing	Good	Lower
Black Beans, lb	Steady	Good	Lower
Rice, Long Grain, lb	Decreasing	Good	Lower



Dairy

The cheese markets have firmed despite relatively ample inventories and lackluster exports. January U.S. cheese exports were 7.6% less than the prior year and the smallest in two years. The seasonal tendency is for cheese prices to weaken soon. The five year average move for the CME cheese block market between mid-March and the third week of May is a decline of 5.5%. The U.S. was a net importer of butter during January by 3.4 million pounds adding 1.9% to the total supply. CME butter prices have been higher in April than March in seven of the last nine years.

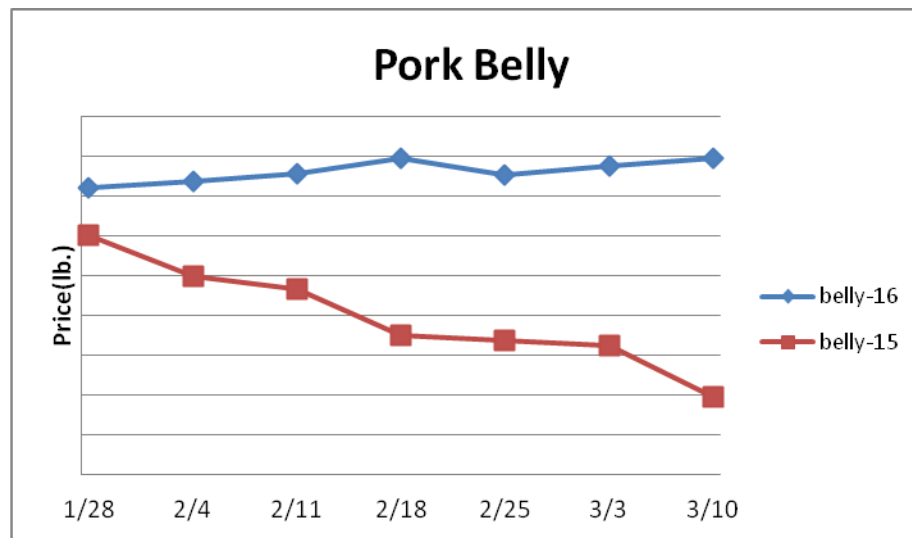
Description	Market Trend	Supplies	Price vs. Last Year
Cheese Barrels (CME)	Increasing	Good	Lower
Cheese Blocks (CME)	Increasing	Good	Lower
American Cheese	Increasing	Good	Lower
Cheddar Cheese (40 lb)	Increasing	Good	Lower
Mozzarella Cheese	Decreasing	Good	Lower
Provolone Cheese	Steady	Good	Lower
Parmesan Cheese	Steady	Good	Higher
Butter (CME)	Increasing	Good	Higher
Nonfat Dry Milk	Increasing	Ample	Lower
Whey, Dry	Decreasing	Good	Lower
Class 1 Base	Steady	Good	Lower
Class II Cream, heavy	Steady	Good	Higher
Class III Milk (CME)	Increasing	Good	Lower
Class IV Milk (CME)	Increasing	Good	Lower



Pork

Pork production last week rose .6% but was .2% less than the same week last year. Pork output will cyclically wane during the spring. The five year average decline in pork production during the second quarter of the year compared to the previous quarter is 5% but this year could be the steepest since 2012. January U.S. pork exports were 10.9% more than the prior year. Solid export demand could persist into the spring which should bring further support to the seasonally rising pork markets including hams and loins.

Description	Market Trend	Supplies	Price vs. Last Year
Live Hogs	Decreasing	Ample	Lower
Sow	Decreasing	Ample	Higher
Belly (bacon)	Increasing	Good	Higher
Sparerib(4.25 lb & down)	Decreasing	Good	Same
Ham (20-23 lb)	Decreasing	Good	Lower
Ham (23-27 lb)	Increasing	Good	Higher
Loin (bone in)	Increasing	Good	Lower
Babyback Rib (1.75 lb & up)	Increasing	Good	Higher
Tenderloin (1.25 lb)	Decreasing	Good	Lower
Boston Butt, untrmd (4-8 lb)	Increasing	Good	Lower
Picnic, untrmd	Increasing	Good	Lower
SS Picnic, smoker trm box	Increasing	Good	Lower
42% Trimmings	Increasing	Good	Lower
72% Trimmings	Increasing	Good	Higher



Poultry

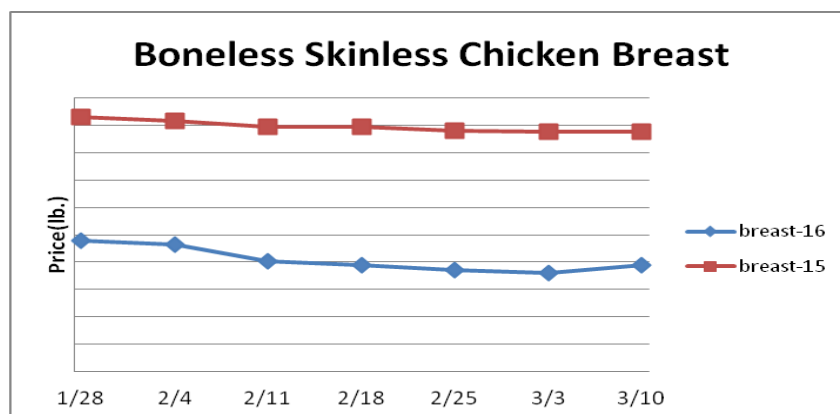
Chicken production for the week ending February 27th declined .8% but was a whopping 8.2% larger than the same week last year. The recent strong year over year gains in weekly output are almost certainly unsustainable. Chicken producer margins remain subpar due to decade plus lows in the chicken breast markets. This should cause chicken output to track much closer to 2015 levels in the coming months. U.S. chicken exports during January were 6.2% less than the previous year but the biggest since October. Recent action in the chicken leg quarter market signals that export demand is improving. The ARA Chicken Leg Quarter Index has risen 32% since January 1st. Further chicken leg quarter price increases are likely.

Description	Market Trend	Supplies	Price vs. Last Year
Whole Birds (2.5-3 GA)	Steady	Good	Lower
Wings (whole)	Decreasing	Good	Lower
Wings (jumbo cut)	Decreasing	Good	Lower
Wing Index (ARA)	Decreasing	Good	Lower
Breast, Bone In	Decreasing	Good	Lower
Breast, Boneless Skinless	Decreasing	Good	Lower
Breast Boneless Index (ARA)	Decreasing	Good	Lower
Tenderloin (random)	Decreasing	Good	Lower
Tenderloin (sized)	Steady	Good	Lower
Legs (whole)	Decreasing	Good	Lower
Leg Quarters	Decreasing	Good	Lower
Leg Quarter Index (ARA)	Decreasing	Good	Lower
Thighs, Bone In	Increasing	Good	Lower
Thighs, Boneless	Increasing	Good	Lower

Description	Market Trend	Supplies	Price vs. Last Year
Whole Turkey (8-16 lb)	Increasing	Short	Higher
Turkey Breast, Bnls/Sknls	Increasing	Short	Higher

Eggs

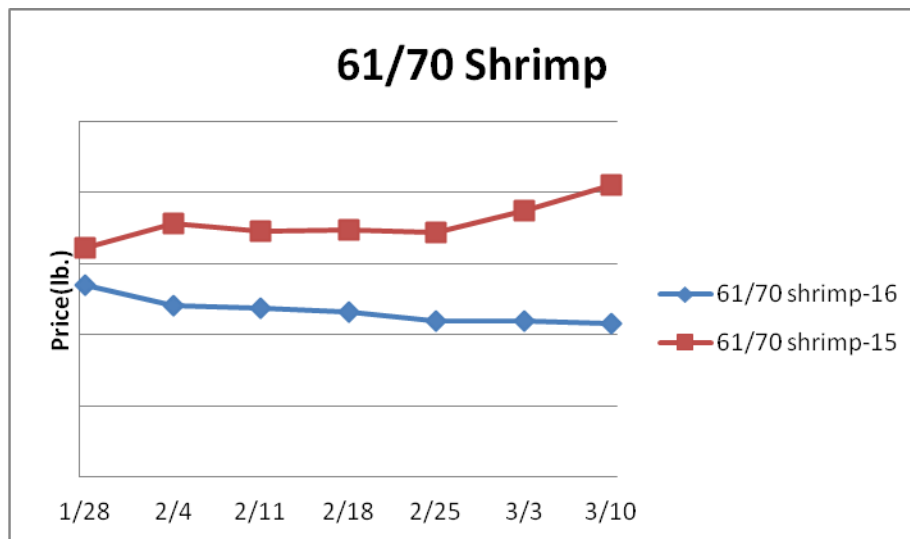
Description	Market Trend	Supplies	Price vs. Last Year
Large Eggs (dozen)	Steady	Short	Lower
Medium Eggs (dozen)	Steady	Short	Lower
Liquid Whole Eggs	Decreasing	Short	Lower
Liquid Egg Whites	Steady	Short	Higher
Liquid Egg Yolks	Decreasing	Short	Higher



Seafood

U.S. salmon imports remained strong in January tracking 7.4% above last year and setting a record for the month. However, Chilean salmon producers are struggling with an algae bloom with their farms which is expected to cause Chilean salmon output to decline rather sharply. Higher salmon prices are likely to occur during the next several months.

Description	Market Trend	Supplies	Price vs. Last Year
Shrimp (16/20 frz)	Increasing	Good	Lower
Shrimp (61/70 frz)	Steady	Good	Lower
Shrimp Tiger (26/30 frz)	Increasing	Good	Lower
Snow Crab Legs (5-8 oz frz)	Steady	Good	Lower
Snow Crab Legs (8oz & up frz)	Steady	Good	Higher
Cod Tails (3-7 oz frz)	Steady	Good	Lower
Cod Loins (3-12 oz frz)	Steady	Good	Higher
Salmon Portions (4-8 oz frz)	Steady	Good	Lower
Pollock Alaska, Deep Skin	Steady	Good	Higher



Paper and Plastic Product Report

Description	Market Trend	Supplies	Price vs. Last Year
Wood Pulp (paper)			
NBSK- Paper napkin	Steady	Good	Lower
42 lb. Linerboard-corrugated box	Steady	Good	Lower
Plastic Resins (plastic, foam)			
PS-CHH-utensils, cups, to-go cont.	Steady	Good	Lower
PP-HIGP-heavy grade utensils	Steady	Good	Lower
PE-LLD-can liners, film, bags	Steady	Good	Lower

Retail Price Change from Prior Month

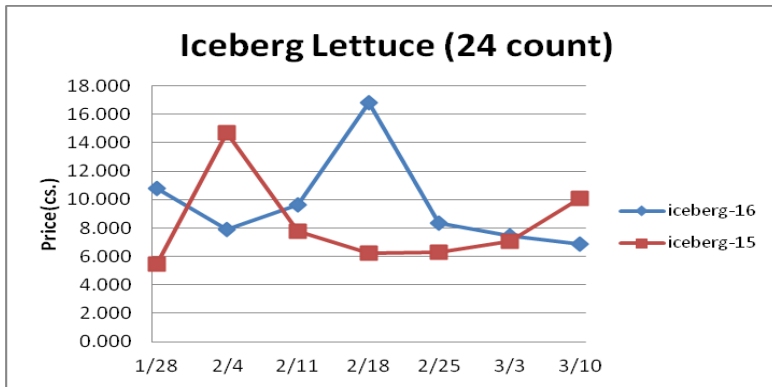
Description	Jan-16	Dec-15	Nov-15
Beef and Veal	Increasing	Decreasing	Decreasing
Dairy	Increasing	Increasing	Decreasing
Pork	Decreasing	Decreasing	Increasing
Chicken	Decreasing	Decreasing	Increasing
Fresh Fish and Seafood	Increasing	Decreasing	Decreasing
Fresh Fruits and Vegetables	Increasing	Increasing	Increasing

Various Markets

The coffee markets continue to trend at relatively engaging levels for buyers. The USDA is signaling that world coffee supplies could remain borderline adequate this year which signals that the greater price risk is to the upside.

Description	Market Trend	Supplies	Price vs. Last Year
Whole Peeled, Stand (6/10)	Steady	Good	Lower
Tomato Paste-Industrial (lb)	Steady	Good	Lower
Coffee lb ICE	Increasing	Good	Lower
Sugar lb ICE	Decreasing	Ample	Higher
Cocoa mt ICE	Increasing	Short	Lower
Orange Juice lb ICE	Decreasing	Good	Lower
Honey (clover) lb	Increasing	Good	Lower

Produce



The lettuce markets remain at relatively engaging levels as demand is seasonally lethargic. Iceberg lettuce prices have declined to some of their least expensive levels in a year. History suggests that the lettuce markets could find support soon as iceberg prices don't typically trade below the existing levels for more than a few weeks. Further, iceberg lettuce shipments remain subpar last week tracking 13% below the previous year. Strong imports from Mexico continue to weigh on the avocado market. Mexican avocado shipments to the U.S. this season are trending 35% above the prior season.

Description	Market Trend	Supplies	Price vs. Last Year
Limes (150 ct)	Decreasing	Good	Lower
Lemons (95 ct)	Steady	Good	Higher
Lemons (200 ct)	Decreasing	Short	Lower
Honeydew (6 ct)	Decreasing	Good	Lower
Cantaloupe (15 ct)	Decreasing	Good	Lower
Blueberries (12 ct)	Decreasing	Good	Lower
Strawberries (12 pnt)	Decreasing	Good	Lower
Avocados (Hass 48 ct)	Decreasing	Good	Lower
Bananas (40 lb) Term	Decreasing	Good	Lower
Pineapple (7 ct) Term	Decreasing	Good	Lower
Idaho Potato (60 ct 50 lb)	Increasing	Short	Lower
Idaho Potato (70 ct 50 lb)	Increasing	Short	Lower
Idaho Potato (70 ct) Term	Decreasing	Short	Lower
Idaho Potato (90 ct 50 lb)	Increasing	Short	Higher
Idaho Potato #2 (6 oz 100 lb)	Increasing	Short	Higher
Processing Potato (cwt)	Steady	Short	Higher
Yellow Onions (50 lb)	Decreasing	Good	Higher
Yellow Onions (50 lb) Term	Decreasing	Good	Higher
Red Onions (25 lb) Term	Decreasing	Good	Higher
White Onions (50 lb) Term	Decreasing	Good	Higher
Tomatoes (lg case)	Increasing	Good	Higher
Tomatoes (5x6 lb) Term	Increasing	Good	Lower
Tomatoes (4x5 vine ripe)	Increasing	Good	Lower
Roma Tomatoes (lg case)	Increasing	Good	Higher
Roma Tomatoes (xlg case)	Increasing	Good	Higher
Green Peppers (lg case)	Decreasing	Good	Higher
Red Peppers (lg 15 lb case)	Decreasing	Good	Higher
Iceberg Lettuce (24 ct)	Decreasing	Good	Lower
Iceberg Lettuce (24 ct) Term	Increasing	Good	Lower
Leaf Lettuce (24 ct)	Decreasing	Good	Lower
Romaine Lettuce (24 ct)	Decreasing	Good	Lower
Mesculin Mix (3 lb) Term	Decreasing	Good	Lower
Broccoli (14 ct)	Decreasing	Good	Lower
Squash (1/2 bushel)	Increasing	Good	Higher
Zucchini (1/2 bushel)	Increasing	Good	Lower
Green Beans (bushel)	Decreasing	Good	Higher
Spinach (flat 24)	Increasing	Good	Lower
Mushrooms (10 lb lg) Term	Steady	Good	Lower
Cucumbers (bushel)	Increasing	Good	Higher
Pickles (200-300 ct) Term	Decreasing	Good	Higher
Asparagus (sm)	Steady	Good	Lower
Freight (truck CA-Cty Av)	Increasing	Good	Lower

