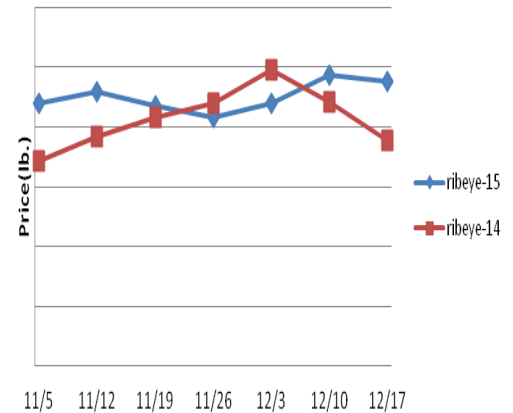


Beef, Veal and Lamb Report

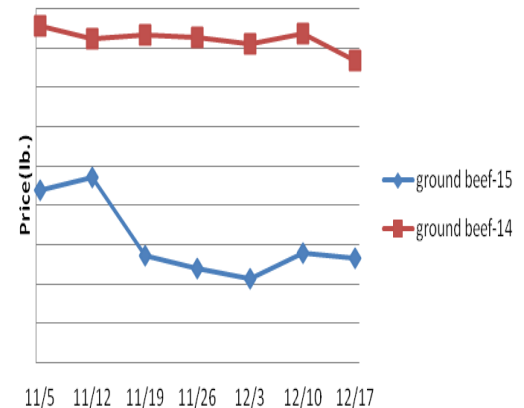
Beef, Veal & Lamb Beef output last week rose 4% and was 4.8% larger than the same week last year. Cattle slaughter was one of the biggest in over a year. Near slaughter ready cattle supplies are expected to remain adequate into the winter. The USDA is forecasting first quarter 2016 beef production to be 5.1% more than the previous year and the largest for the quarter since 2013. This should generally weigh on the beef markets although some may be forming a bottom. Case in point: The cost to produce a ground beef product is near multi-year lows due to the decline in beef trim prices this fall. Further, the five year average move for the 81-19 ground beef market during January is higher by 23%. Price USDA, FOB per pound.

Description	Market Trend	Supplies	Price vs. Last Year
Live Cattle (Steer)	Decreasing	Short	Lower
Feeder Cattle Index (CME)	Decreasing	Short	Lower
Ground Beef 81/19	Decreasing	Good	Lower
Ground Chuck	Decreasing	Good	Lower
109 Export Rib (ch)	Decreasing	Good	Higher
109 Export Rib (pr)	Decreasing	Good	Lower
112a Ribeye (ch)	Decreasing	Good	Higher
112a Ribeye (pr)	Increasing	Good	Lower
114a Chuck , Shlder Cld(ch)	Decreasing	Good	Lower
116 Chuck (sel)	Decreasing	Good	Lower
116b Chuck Tender (ch)	Decreasing	Good	Lower
116 Chuck (ch)	Decreasing	Good	Lower
120 Brisket (ch)	Decreasing	Good	Lower
120a Brisket (ch)	Decreasing	Good	Lower
121c Outside Skirt (ch/sel)	Decreasing	Good	Lower
121d Inside Skirt (ch/sel)	Decreasing	Good	Lower
121e Cap & Wedge	Decreasing	Good	Lower
167a Knuckle, Trimmed (ch)	Increasing	Good	Lower
168 Inside Round (ch)	Decreasing	Good	Lower
169 Top Round (ch)	Decreasing	Good	Lower
171b Outside Round (ch)	Increasing	Good	Lower
174 Short Loin (ch 0x1)	Decreasing	Good	Lower
174 Short Loin (pr 2x3)	Decreasing	Good	Lower
180 1x1 Strip (ch)	Decreasing	Good	Lower
180 1x1 Strip (pr)	Decreasing	Good	Lower
180 0x1 Strip (ch)	Decreasing	Good	Lower
184 Top Butt, boneless (ch)	Increasing	Good	Lower
184 Top Butt, boneless (pr)	Increasing	Good	Lower
185a Sirloin Flap (ch)	Decreasing	Good	Lower
185c Loin, Tri-Tip (ch)	Decreasing	Good	Lower
189a Tender (sel, 5 lb & up)	Decreasing	Good	Lower
189a Tender (ch, 5 lb & up)	Decreasing	Good	Higher
189a Tender (pr, heavy)	Decreasing	Good	Higher
193 Flank Steak (ch)	Decreasing	Good	Lower
50% Trimmings	Increasing	Good	Lower
65% Trimmings	Increasing	Good	Lower
75% Trimmings	Increasing	Good	Lower
85% Trimmings	Increasing	Short	Lower
90% Trimmings	Decreasing	Short	Lower
90% Imported Beef (frz)	Decreasing	Good	Lower
95% Imported Beef (frz)	Decreasing	Good	Lower
Veal Rack (Hotel 7 rib)	Steady	Good	Lower
Veal Top Round (cap off)	Decreasing	Good	Higher

112a Choice Beef Ribeye (heavy)



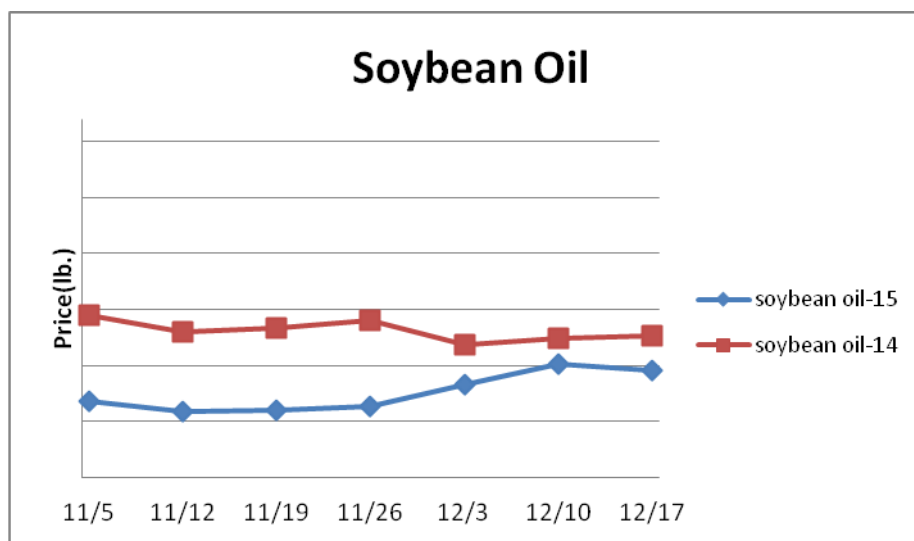
81/19 Ground Beef



Grains

The newly installed Argentine President Mauricio Macri has abolished corn and wheat export tariffs and reduced soybean trade taxes. Given that Argentina is a major grain and oilseed exporter, this action could push more grain and oilseed supplies on the world market place in the near term which could weigh heavy on prices. Prices USDA, FOB.

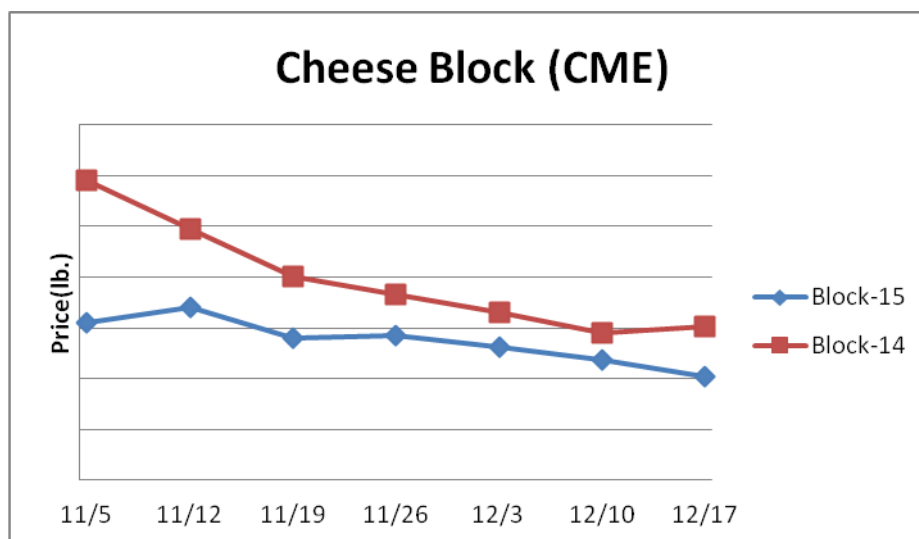
Description	Market Trend	Supplies	Price vs. Last Year
Soybeans, bushel	Decreasing	Good	Lower
Crude Soybean Oil, lb	Decreasing	Good	Lower
Soybean Meal, ton	Decreasing	Good	Lower
Corn, bushel	Increasing	Good	Lower
Crude Corn Oil, lb	Decreasing	Good	Higher
High Fructose Corn Syrup	Steady	Good	Lower
Distillers Grain, Dry	Increasing	Good	Lower
Crude Palm Oil, lb BMD	Increasing	Good	Lower
HRW Wheat, bushel	Increasing	Good	Lower
DNS Wheat 14%, bushel	Increasing	Good	Lower
Durum Wheat, bushel	Steady	Short	Lower
Pinto Beans, lb	Steady	Good	Lower
Black Beans, lb	Steady	Good	Lower
Rice, Long Grain, lb	Steady	Good	Lower



Dairy

Butter prices are declining sharply as holiday orders have been secured. The CME butter market has declined 29% since peaking earlier this fall. Cyclical charts suggest that additional butter price declines are likely in the near term but the market is anticipated to remain above the prior year levels throughout the winter. The cheese markets continue to drift lower as unseasonably warm weather continues to aid milk production in the Midwest. The average temperature in Wisconsin during October and September was the warmest since 2011 and the fifth warmest since 1895. Prices per pound, except Class I Cream (hundred weight), from USDA.

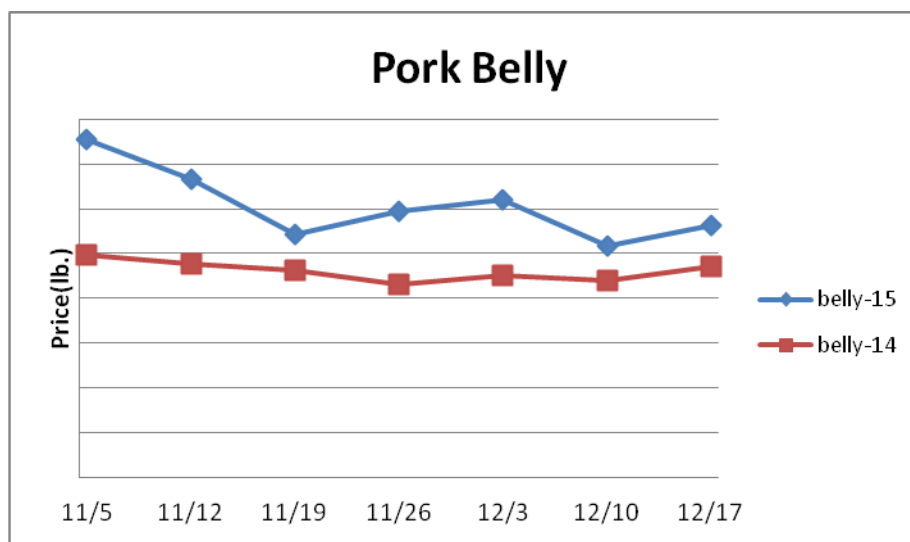
Description	Market Trend	Supplies	Price vs. Last Year
Cheese Barrels (CME)	Decreasing	Good	Lower
Cheese Blocks (CME)	Decreasing	Good	Lower
American Cheese	Decreasing	Good	Lower
Cheddar Cheese (40 lb)	Decreasing	Good	Lower
Mozzarella Cheese	Decreasing	Good	Lower
Provolone Cheese	Decreasing	Good	Lower
Parmesan Cheese	Decreasing	Good	Lower
Butter (CME)	Decreasing	Good	Higher
Nonfat Dry Milk	Decreasing	Ample	Lower
Whey, Dry	Steady	Good	Lower
Class 1 Base	Steady	Good	Lower
Class II Cream, heavy	Decreasing	Good	Higher
Class III Milk (CME)	Decreasing	Good	Lower
Class IV Milk (CME)	Decreasing	Good	Lower



Pork

Pork production last week rose .1%, was 6.4% bigger than last year and a record for any week. Pork output expansion is expected to slow in 2016. The USDA is forecasting winter pork production to essentially be flat with the previous year. This is expected to bring modest support to several of the pork markets including bellies. The pork belly market recently fell to its lowest level since the spring but history suggests higher prices are on the way. The five year average move for the USDA pork belly cutout during January is upward by 10%. Prices USDA, FOB per pound

Description	Market Trend	Supplies	Price vs. Last Year
Live Hogs	Steady	Ample	Lower
Sow	Decreasing	Ample	Lower
Belly (bacon)	Increasing	Good	Higher
Sparerib(4.25 lb & down)	Decreasing	Good	Lower
Ham (20-23 lb)	Increasing	Good	Lower
Ham (23-27 lb)	Decreasing	Good	Lower
Loin (bone in)	Increasing	Good	Lower
Babyback Rib (1.75 lb & up)	Decreasing	Good	Higher
Tenderloin (1.25 lb)	Increasing	Good	Lower
Boston Butt, untrmd (4-8 lb)	Increasing	Good	Lower
Picnic, untrmd	Increasing	Good	Lower
SS Picnic, smoker trm box	Increasing	Good	Lower
42% Trimmings	Decreasing	Good	Lower
72% Trimmings	Increasing	Good	Lower



Poultry

December 17, 2015

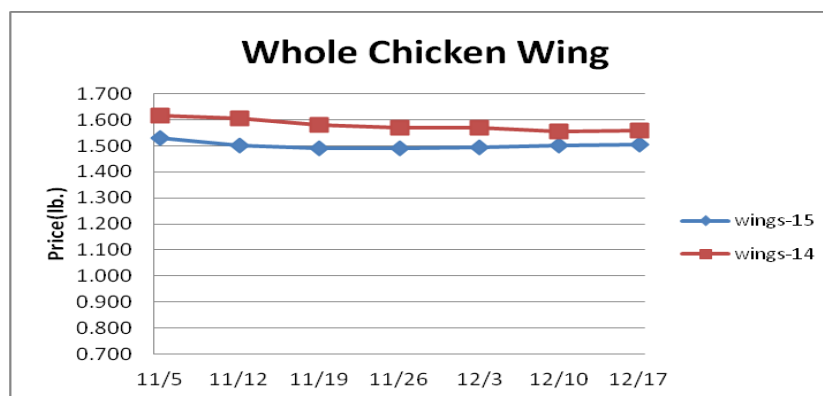
For the week ending December 5th chicken production was .9% bigger than the previous year due to a 2% rise in bird weights and a 1.1% decline in the numbers of birds slaughtered. Three of the prior four weeks had broiler slaughter below year ago levels. Assuming this trend continues as indicated by the USDA chick placement data, the chicken markets are likely to find support. Chicken wing demand should escalate in the coming weeks. This factor and the slowed output growth are anticipated to lift the chicken wing markets 10% plus between now and the Super Bowl. The chicken breast markets usually move higher during the first quarter. The ARA Boneless Skinless Chicken Breast Index rose 15% during the winter of 2015. Prices USDA, FOB per pound except when noted.

Description	Market Trend	Supplies	Price vs. Last Year
Whole Birds (2.5-3 GA)	Decreasing	Good	Lower
Wings (whole)	Increasing	Good	Lower
Wings (jumbo cut)	Increasing	Good	Lower
Wing Index (ARA)	Increasing	Good	Lower
Breast, Bone In	Increasing	Good	Lower
Breast, Boneless Skinless	Decreasing	Good	Lower
Breast Boneless Index (ARA)	Decreasing	Good	Lower
Tenderloin (random)	Steady	Good	Lower
Tenderloin (sized)	Steady	Good	Lower
Legs (whole)	Increasing	Good	Lower
Leg Quarters	Steady	Good	Lower
Leg Quarter Index (ARA)	Steady	Good	Lower
Thighs, Bone In	Increasing	Good	Lower
Thighs, Boneless	Increasing	Good	Lower

Description	Market Trend	Supplies	Price vs. Last Year
Whole Turkey (8-16 lb)	Steady	Short	Higher
Turkey Breast, Bnls/Sknls	Steady	Short	Higher

Eggs

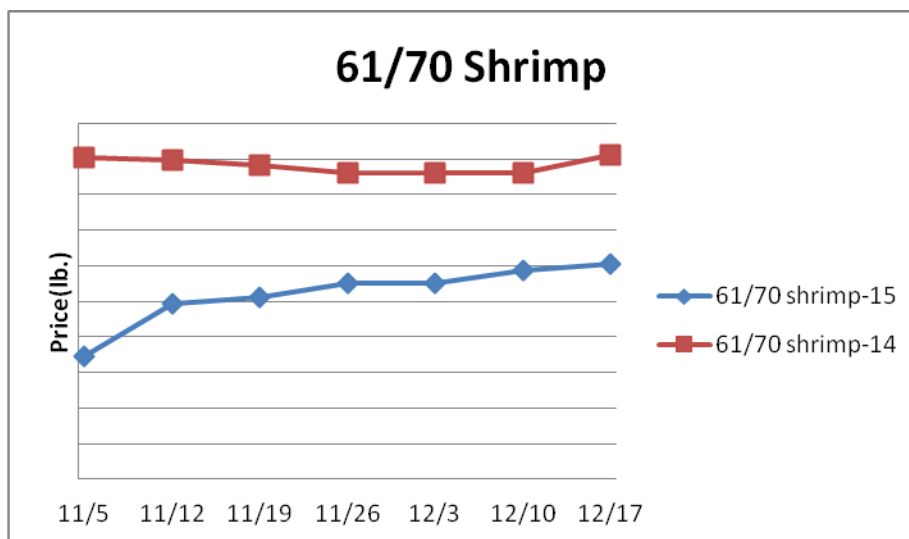
Description	Market Trend	Supplies	Price vs. Last Year
Large Eggs (dozen)	Decreasing	Short	Lower
Medium Eggs (dozen)	Decreasing	Short	Lower
Liquid Whole Eggs	Decreasing	Short	Higher
Liquid Egg Whites	Decreasing	Short	Higher
Liquid Egg Yolks	Decreasing	Short	Higher



Seafood

Strong salmon imports continue due in a large part to the historically inflated U.S. dollar. During October the U.S. brought in 15% more salmon than the previous year marking the biggest total since June and a record for the month. Relatively solid salmon imports are anticipated to endure this winter which may keep salmon prices below prior year levels. Prices for fresh product, unless noted, per pound from Fisheries Market News.

Description	Market Trend	Supplies	Price vs. Last Year
Shrimp (16/20 frz)	Increasing	Good	Lower
Shrimp (61/70 frz)	Increasing	Good	Lower
Shrimp Tiger (26/30 frz)	Decreasing	Good	Lower
Snow Crab Legs (5-8 oz frz)	Increasing	Good	Lower
Snow Crab Legs (8oz & up frz)	Steady	Good	Higher
Cod Tails (3-7 oz frz)	Steady	Good	Lower
Cod Loins (3-12 oz frz)	Steady	Good	Higher
Salmon Portions (4-8 oz frz)	Decreasing	Good	Lower
Pollock Alaska, Deep Skin	Steady	Good	Higher



Paper and Plastic Product Report

Description	Market Trend	Supplies	Price vs. Last Year
Wood Pulp (paper)			
NBSK- Paper napkin	Increasing	Good	Lower
42 lb. Linerboard-corrugated box	Decreasing	Good	Lower
Plastic Resins (plastic, foam)			
PS-CHH-utensils, cups, to-go cont.	Steady	Good	Lower
PP-HIGP-heavy grade utensils	Steady	Good	Lower
PE-LLD-can liners, film, bags	Steady	Good	Lower

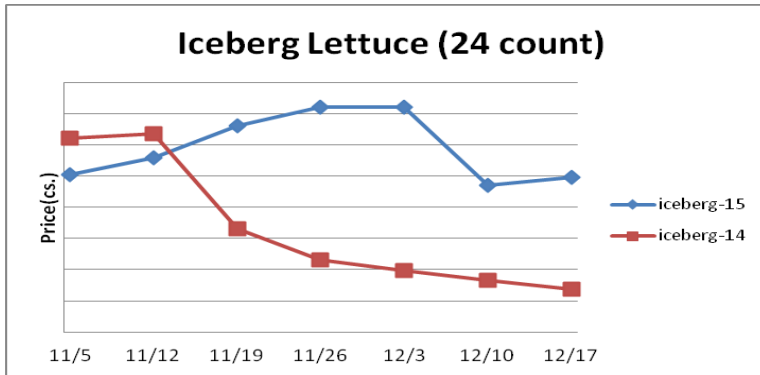
Retail Price Change from Prior Month

Description	Nov-15	Oct-15	Sept-15
Beef and Veal	Decreasing	Decreasing	Decreasing
Dairy	Decreasing	Decreasing	Increasing
Pork	Decreasing	Increasing	Increasing
Chicken	Increasing	Increasing	Decreasing
Fresh Fish and Seafood	Decreasing	Decreasing	Decreasing
Fresh Fruits and Vegetables	Increasing	Increasing	Increasing

Various Markets

Sugar prices have found support in recent weeks due to weather concerns and expectations that the excess 2015-16 supply will be the smallest in four years. The upside may be limited from here for sugar prices though. Price bases noted below.

Description	Market Trend	Supplies	Price vs. Last Year
Whole Peeled, Stand (6/10)	Increasing	Good	Lower
Tomato Paste-Industrial (lb)	Increasing	Good	Lower
Coffee lb ICE	Decreasing	Good	Lower
Sugar lb ICE	Steady	Ample	Higher
Cocoa mt ICE	Decreasing	Short	Higher
Orange Juice lb ICE	Increasing	Good	Higher
Honey (clover) lb	Steady	Good	Lower



The iceberg lettuce markets are lower from the previous week. However, further adverse weather in the chief western growing areas may continue to shorten supplies in the near term. Last week, iceberg lettuce shipments were 14% below a year ago. The lettuce markets could remain erratic throughout the holidays. The Idaho potato markets continue to track well below the previous year levels. The USDA is projecting the total U.S. fall potato harvest this year at 408.6 million hundredweight which is 1.2% bigger than the previous year and the largest since 2012. Still, the downside price risk in the potato markets from here is modest. Price bases noted below.

Description	Market Trend	Supplies	Price vs. Last Year
Limes (150 ct)	Increasing	Good	Lower
Lemons (95 ct)	Decreasing	Good	Higher
Lemons (200 ct)	Increasing	Short	Higher
Honeydew (6 ct)	Decreasing	Good	Lower
Cantaloupe (15 ct)	Steady	Good	Lower
Blueberries (12 ct)	Decreasing	Good	Lower
Strawberries (12 pnt)	Decreasing	Good	Lower
Avocados (Hass 48 ct)	Decreasing	Good	Lower
Bananas (40 lb) Term	Decreasing	Good	Lower
Pineapple (7 ct) Term	Decreasing	Good	Higher
Idaho Potato (60 ct 50 lb)	Decreasing	Short	Lower
Idaho Potato (70 ct 50 lb)	Increasing	Short	Lower
Idaho Potato (70 ct) Term	Increasing	Short	Lower
Idaho Potato (90 ct 50 lb)	Decreasing	Short	Higher
Idaho Potato #2 (6 oz 100 lb)	Decreasing	Short	Lower
Processing Potato (cwt)	Steady	Short	Higher
Yellow Onions (50 lb)	Increasing	Good	Higher
Yellow Onions (50 lb) Term	Steady	Good	Higher
Red Onions (25 lb) Term	Decreasing	Good	Higher
White Onions (50 lb) Term	Increasing	Good	Higher
Tomatoes (lg case)	Increasing	Good	Lower
Tomatoes (5x6 lb) Term	Increasing	Good	Higher
Tomatoes (4x5 vine ripe)	Increasing	Good	Higher
Roma Tomatoes (lg case)	Increasing	Good	Higher
Roma Tomatoes (xlg case)	Increasing	Good	Higher
Green Peppers (lg case)	Increasing	Good	Lower
Red Peppers (lg 15 lb case)	Increasing	Good	Lower
Iceberg Lettuce (24 ct)	Increasing	Good	Higher
Iceberg Lettuce (24 ct) Term	Decreasing	Good	Higher
Leaf Lettuce (24 ct)	Decreasing	Good	Higher
Romaine Lettuce (24 ct)	Decreasing	Good	Higher
Mesculin Mix (3 lb) Term	Increasing	Good	Higher
Broccoli (14 ct)	Increasing	Good	Higher
Squash (1/2 bushel)	Increasing	Good	Higher
Zucchini (1/2 bushel)	Increasing	Good	Higher
Green Beans (bushel)	Increasing	Good	Higher
Spinach (flat 24)	Decreasing	Good	Higher
Mushrooms (10 lb lg) Term	Increasing	Good	Higher
Cucumbers (bushel)	Increasing	Good	Higher
Pickles (200-300 ct) Term	Decreasing	Good	Lower
Asparagus (sm)	Steady	Good	Lower
Freight (truck CA-Cty Av)	Decreasing	Good	Lower