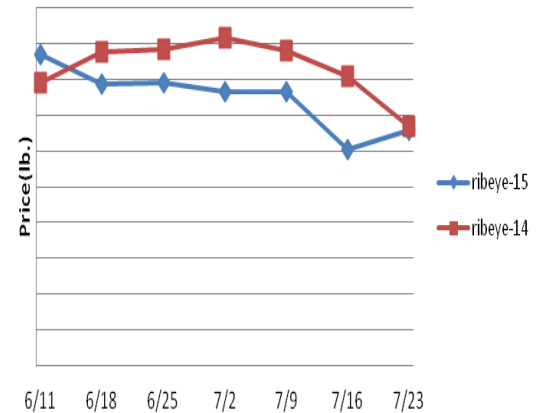


Beef, Veal and Lamb Report

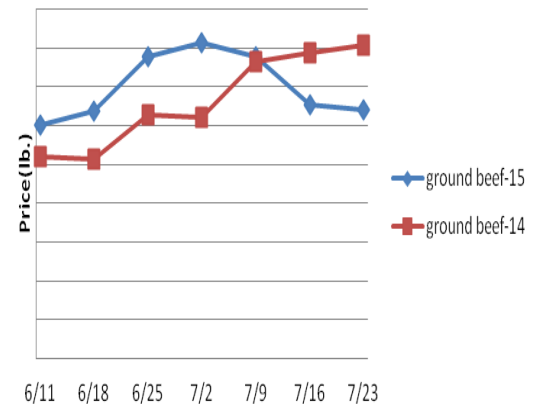
Beef, Veal & Lamb - Beef production last week declined 2.1% and was 6.3% less than the same week last year. With the recent decline in beef prices, beef packer margins have deteriorated which could cause them to tap the brakes on beef output in the near term. Several of the beef markets have fallen below year ago levels. As of Monday, the USDA choice boxed beef cutout was 6.7% less than the previous year. The lower beef prices appear to be encouraging some retailers to feature beef in the coming weeks. Forward beef sales for delivery 22-90 days out last week were the biggest for any week since the spring of 2011. Thus, the near term downside beef price risk may be limited. Price USDA, FOB per pound

Description	Market Trend	Supplies	Price vs. Last Year
Live Cattle (Steer)	Decreasing	Short	Lower
Feeder Cattle Index (CME)	Decreasing	Short	Higher
Ground Beef 81/19	Decreasing	Good	Lower
Ground Chuck	Decreasing	Good	Lower
109 Export Rib (ch)	Increasing	Good	Lower
109 Export Rib (pr)	Increasing	Good	Lower
112a Ribeye (ch)	Increasing	Good	Lower
112a Ribeye (pr)	Decreasing	Good	Lower
114a Chuck , Shlder Cld(ch)	Increasing	Good	Lower
116 Chuck (sel)	Increasing	Good	Lower
116b Chuck Tender (ch)	Increasing	Good	Lower
116 Chuck (ch)	Decreasing	Good	Higher
120 Brisket (ch)	Decreasing	Good	Lower
120a Brisket (ch)	Increasing	Good	Lower
121c Outside Skirt (ch/sel)	Decreasing	Good	Lower
121d Inside Skirt (ch/sel)	Decreasing	Good	Higher
121e Cap & Wedge	Increasing	Good	Higher
167a Knuckle, Trimmed (ch)	Increasing	Good	Lower
168 Inside Round (ch)	Increasing	Good	Lower
169 Top Round (ch)	Decreasing	Good	Lower
171b Outside Round (ch)	Increasing	Good	Lower
174 Short Loin (ch 0x1)	Decreasing	Good	Lower
174 Short Loin (pr 2x3)	Decreasing	Good	Lower
180 1x1 Strip (ch)	Increasing	Good	Lower
180 1x1 Strip (pr)	Decreasing	Good	Lower
180 0x1 Strip (ch)	Decreasing	Good	Lower
184 Top Butt, boneless (ch)	Decreasing	Good	Lower
184 Top Butt, boneless (pr)	Decreasing	Good	Lower
185a Sirloin Flap (ch)	Increasing	Good	Higher
185c Loin, Tri-Tip (ch)	Decreasing	Good	Lower
189a Tender (sel, 5 lb & up)	Increasing	Good	Higher
189a Tender (ch, 5 lb & up)	Increasing	Good	Higher
189a Tender (pr, heavy)	Decreasing	Good	Higher
193 Flank Steak (ch)	Decreasing	Good	Higher
50% Trimmings	Increasing	Good	Lower
65% Trimmings	Increasing	Good	Lower
75% Trimmings	Steady	Good	Lower
85% Trimmings	Decreasing	Short	Lower
90% Trimmings	Increasing	Short	Higher
90% Imported Beef (frz)	Steady	Good	Lower
95% Imported Beef (frz)	Increasing	Good	Lower
Veal Rack (Hotel 7 rib)	Steady	Good	Higher
Veal Top Round (cap off)	Steady	Good	Higher

112a Choice Beef Ribeye (heavy)



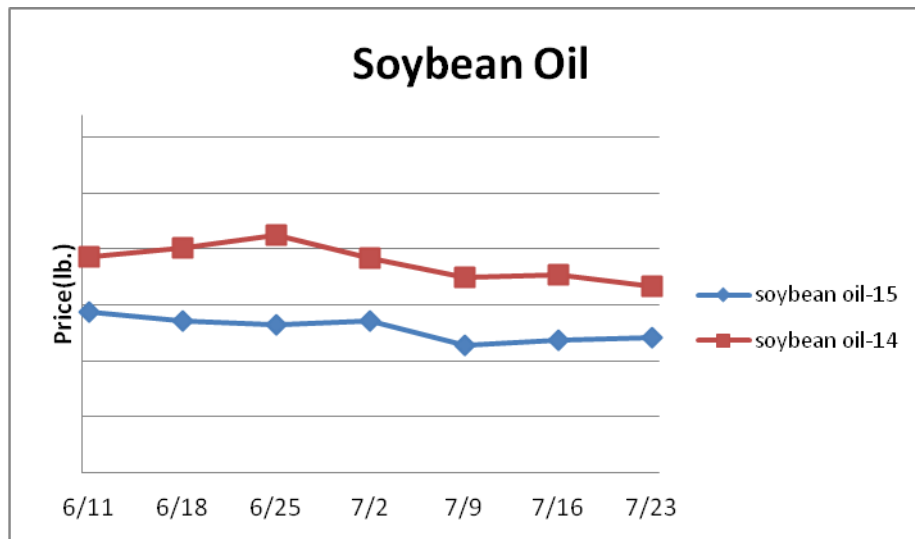
81/19 Ground Beef



Grains

The corn crop has entered its key development period. The weather has improved considerably with the absence of extreme temperatures anticipated during the next 10 days. Corn prices could remain on the defensive in the near term. Wheat and soybeans may do the same. Prices USDA, FOB

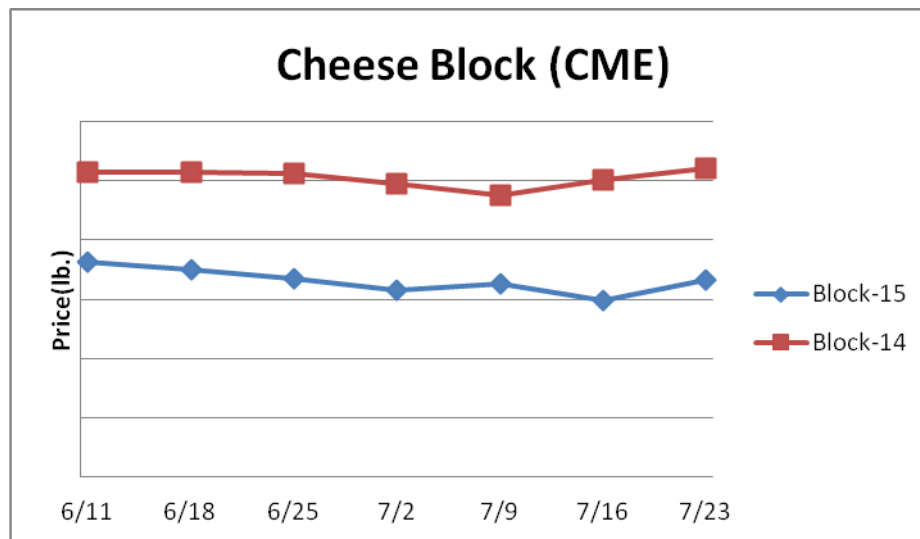
Description	Market Trend	Supplies	Price vs. Last Year
Soybeans, bushel	Decreasing	Good	Lower
Crude Soybean Oil, lb	Increasing	Good	Lower
Soybean Meal, ton	Decreasing	Good	Lower
Corn, bushel	Decreasing	Good	Higher
Crude Corn Oil, lb	Steady	Good	Higher
High Fructose Corn Syrup	Decreasing	Good	Lower
Distillers Grain, Dry	Increasing	Good	Higher
Crude Palm Oil, lb BMD	Increasing	Good	Lower
HRW Wheat, bushel	Decreasing	Good	Lower
DNS Wheat 14%, bushel	Decreasing	Good	Lower
Durum Wheat, bushel	Increasing	Short	Lower
Pinto Beans, lb	Steady	Good	Lower
Black Beans, lb	Steady	Good	Lower
Rice, Long Grain, lb	Decreasing	Good	Lower



Dairy

U.S. milk farmers continue to slowly expand. During June, domestic milk production was .7% more than the previous year due to a .2% gain in milk per cow yields and a .5% larger milk cow herd. Milk farmers reduced the herd by 7,000 head during the month but this number will likely be adjusted. Just slow milk output growth versus 2014 is likely this summer which should limit the downside price potential in cheese and butter. Typically cheese prices move 7.4% higher during the next nine weeks. Butter usually firms 13.3% during this same time period. Prices per pound, except Class I Cream (hundred weight), from USDA

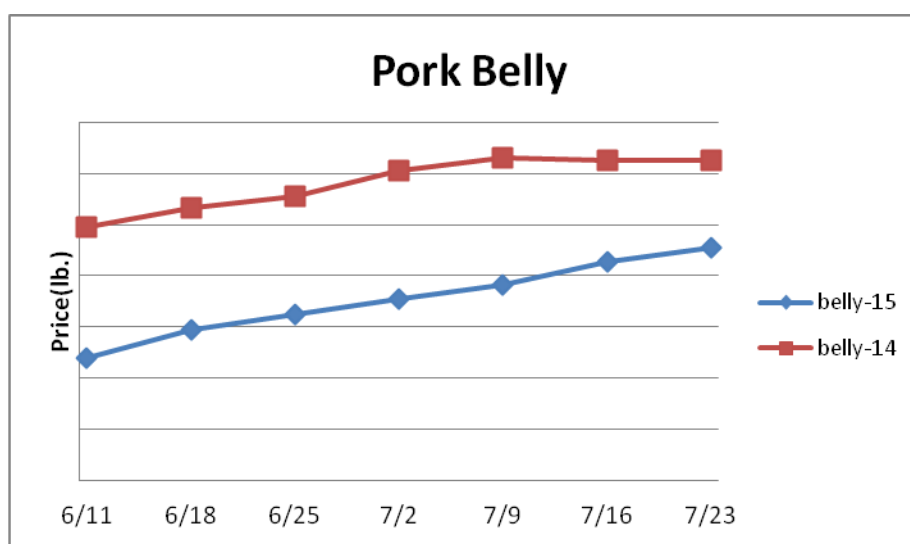
Description	Market Trend	Supplies	Price vs. Last Year
Cheese Barrels (CME)	Increasing	Good	Lower
Cheese Blocks (CME)	Increasing	Good	Lower
American Cheese	Decreasing	Good	Lower
Cheddar Cheese (40 lb)	Decreasing	Good	Lower
Mozzarella Cheese	Decreasing	Good	Lower
Provolone Cheese	Decreasing	Good	Lower
Parmesan Cheese	Decreasing	Good	Lower
Butter (CME)	Increasing	Good	Lower
Nonfat Dry Milk	Decreasing	Ample	Lower
Whey, Dry	Decreasing	Good	Lower
Class 1 Base	Steady	Good	Lower
Class II Cream, heavy	Increasing	Good	Lower
Class III Milk (CME)	Increasing	Good	Lower
Class IV Milk (CME)	Steady	Good	Lower



Pork

Pork output last week rose .5% and was 12.6% larger than the same week last year. This is despite hog weights tracking 1.4% below the prior year. Hog supplies are expected to remain generally ample into the fall which should cause sizeable year over year expansion in pork production to persist. Still, pork output growth is likely to slow in 2016. The pork markets have been mixed as of late with continued firmness in belly prices. Usually the pork belly markets peak in mid-August before turning sharply lower. Prices USDA, FOB per pound

Description	Market Trend	Supplies	Price vs. Last Year
Live Hogs	Decreasing	Ample	Lower
Sow	Increasing	Ample	Lower
Belly (bacon)	Increasing	Good	Lower
Sparerib(4.25 lb & down)	Decreasing	Good	Higher
Ham (20-23 lb)	Increasing	Good	Lower
Ham (23-27 lb)	Increasing	Good	Lower
Loin (bone in)	Increasing	Good	Lower
Babyback Rib (1.75 lb & up)	Increasing	Good	Lower
Tenderloin (1.25 lb)	Decreasing	Good	Lower
Boston Butt, untrmd (4-8 lb)	Increasing	Good	Lower
Picnic, untrmd	Decreasing	Good	Lower
SS Picnic, smoker trm box	Decreasing	Good	Lower
42% Trimmings	Increasing	Good	Lower
72% Trimmings	Decreasing	Good	Lower



Poultry

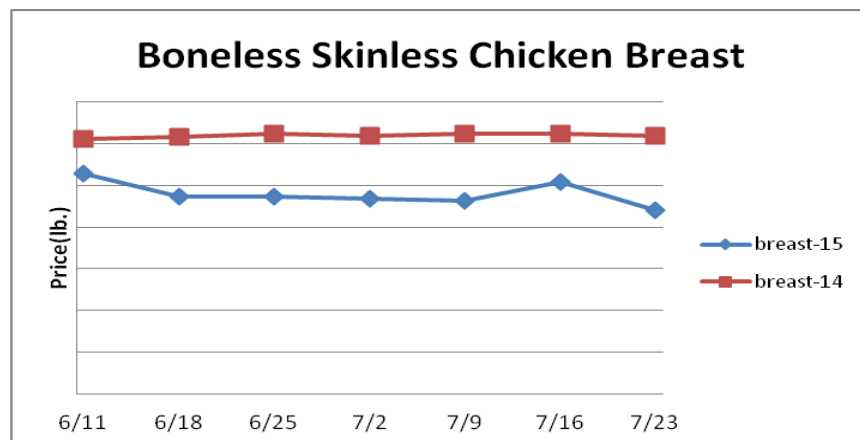
Chicken output for the week ending July 11th was 5.6% bigger than the same week last year. Solid chicken production growth versus 2014 is expected to persist. The USDA is forecasting chicken output during the summer and fall to track 5.5% above the previous year. However, if chicken breast prices continue to decline and producer margins wane, chicken production growth could be slowed later this year. The ARA Boneless Skinless Chicken Breast Index has declined 19.2% since peaking in mid-May. This marks the largest decline in breast prices during that time period in at least the last 13 years. Further breast market declines may be pending. Prices USDA, FOB per pound except when noted

Description	Market Trend	Supplies	Price vs. Last Year
Whole Birds (2.5-3 GA)	Decreasing	Good	Higher
Wings (whole)	Decreasing	Good	Higher
Wings (jumbo cut)	Steady	Good	Higher
Wing Index (ARA)	Decreasing	Good	Higher
Breast, Bone In	Decreasing	Good	Lower
Breast, Boneless Skinless	Decreasing	Good	Lower
Breast Boneless Index (ARA)	Decreasing	Good	Lower
Tenderloin (random)	Decreasing	Good	Lower
Tenderloin (sized)	Decreasing	Good	Higher
Legs (whole)	Decreasing	Good	Lower
Leg Quarters	Steady	Good	Lower
Leg Quarter Index (ARA)	Increasing	Good	Lower
Thighs, Bone In	Decreasing	Good	Lower
Thighs, Boneless	Decreasing	Good	Lower

Description	Market Trend	Supplies	Price vs. Last Year
Whole Turkey (8-16 lb)	Increasing	Short	Higher
Turkey Breast, Bnls/Sknls	Increasing	Short	Higher

Eggs

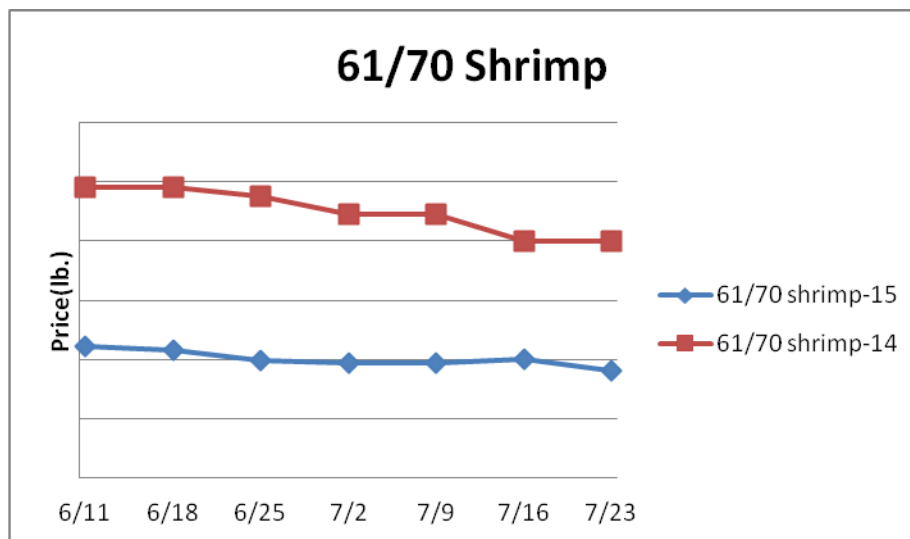
Description	Market Trend	Supplies	Price vs. Last Year
Large Eggs (dozen)	Decreasing	Short	Higher
Medium Eggs (dozen)	Decreasing	Short	Higher
Liquid Whole Eggs	Steady	Short	Higher
Liquid Egg Whites	Decreasing	Short	Higher
Liquid Egg Yolks	Increasing	Short	Higher



Seafood

The lower shrimp prices are starting to deter U.S. imports. In May, the U.S. imported 2.7% less shrimp than the prior year. Thailand exported 3.1% more shrimp to the U.S. during the month but it was still the second smallest for May in the last 11 years. Still, fairly solid shrimp imports should keep shrimp prices below 2014 levels into the fall. Prices for fresh product, unless noted, per pound from Fisheries Market News.

Description	Market Trend	Supplies	Price vs. Last Year
Shrimp (16/20 frz)	Decreasing	Good	Lower
Shrimp (61/70 frz)	Decreasing	Good	Lower
Shrimp Tiger (26/30 frz)	Increasing	Good	Lower
Snow Crab Legs (5-8 oz frz)	Steady	Good	Lower
Snow Crab Legs (8oz & up frz)	Steady	Good	Lower
Cod Tails (3-7 oz frz)	Steady	Good	Lower
Cod Loins (3-12 oz frz)	Steady	Good	Higher
Salmon Portions (4-8 oz frz)	Steady	Good	Lower
Pollock Alaska, Deep Skin	Steady	Good	Higher



Paper and Plastic Product Report

Description	Market Trend	Supplies	Price vs. Last Year
Wood Pulp (paper)			
NBSK- Paper napkin	Decreasing	Good	Lower
42 lb. Linerboard-corrugated box	Steady	Good	Higher
Plastic Resins (plastic, foam)			
PS-CHH-utensils, cups, to-go cont.	Steady	Good	Lower
PP-HIGP-heavy grade utensils	Steady	Good	Lower
PE-LLD-can liners, film, bags	Steady	Good	Lower

Retail Price Change from Prior Month

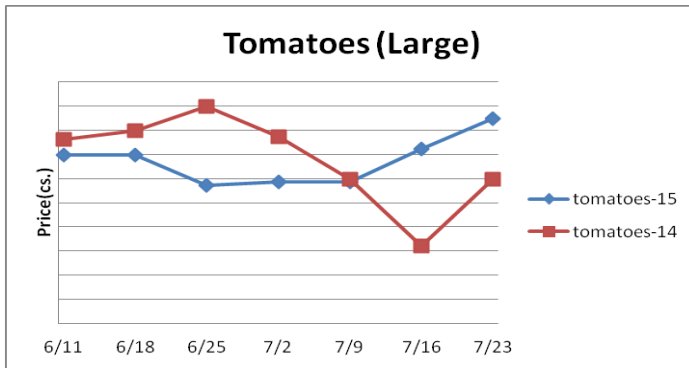
Description	Jun-15	May-15	Apr-15
Beef and Veal	Increasing	Decreasing	Increasing
Dairy	Decreasing	Decreasing	Decreasing
Pork	Increasing	Decreasing	Decreasing
Chicken	Increasing	Decreasing	Increasing
Fresh Fish and Seafood	Decreasing	Decreasing	Decreasing
Fresh Fruits and Vegetables	Decreasing	Increasing	Increasing

Various Markets

The California tomato for processing harvest is underway. To date, output is tracking 3.5% better than the previous year and at the best level since 2009. Elevated raw product tomato prices for processors could keep the canned tomato markets inflated this fall. Price bases noted below.

Description	Market Trend	Supplies	Price vs. Last Year
Whole Peeled, Stand (6/10)	Increasing	Good	Higher
Tomato Paste-Industrial (lb)	Increasing	Good	Higher
Coffee lb ICE	Decreasing	Good	Lower
Sugar lb ICE	Steady	Ample	Same
Cocoa mt ICE	Decreasing	Short	Higher
Orange Juice lb ICE	Increasing	Good	Lower
Honey (clover) lb	Steady	Good	Lower

Produce



Lettuce supplies are ample putting downward pressure on the lettuce markets. Lettuce shipments last week rose 2.7% from the previous week and were 7% more than the same week last year. The downside price risk in lettuce from here is likely only modest however as farmer margins have deteriorated. The potato markets have remained historically elevated as of late but have not continued to appreciate. This suggests that a premature top in the potato markets could occur this summer if it hasn't already. Idaho potato prices usually move sharply lower during the fall. Price bases noted below

Description	Market Trend	Supplies	Price vs. Last Year
Limes (150 ct)	Steady	Good	Lower
Lemons (95 ct)	Steady	Good	Higher
Lemons (200 ct)	Steady	Short	Lower
Honeydew (6 ct)	Steady	Good	Lower
Cantaloupe (15 ct)	Increasing	Good	Higher
Blueberries (12 ct)	Increasing	Good	Higher
Strawberries (12 pnt)	Decreasing	Good	Lower
Avocados (Hass 48 ct)	Decreasing	Good	Lower
Bananas (40 lb) Term	Decreasing	Good	Higher
Pineapple (7 ct) Term	Decreasing	Good	Higher
Idaho Potato (60 ct 50 lb)	Decreasing	Short	Higher
Idaho Potato (70 ct 50 lb)	Decreasing	Short	Higher
Idaho Potato (70 ct) Term	Decreasing	Short	Higher
Idaho Potato (90 ct 50 lb)	Decreasing	Short	Lower
Idaho Potato #2 (6 oz 100 lb)	Decreasing	Short	Lower
Processing Potato (cwt)	Decreasing	Short	Lower
Yellow Onions (50 lb)	Decreasing	Good	Higher
Yellow Onions (50 lb) Term	Increasing	Good	Higher
Red Onions (25 lb) Term	Increasing	Good	Higher
White Onions (50 lb) Term	Decreasing	Good	Higher
Tomatoes (lg case)	Increasing	Good	Higher
Tomatoes (5x6 lb) Term	Increasing	Good	Higher
Tomatoes (4x5 vine ripe)	Increasing	Good	Higher
Roma Tomatoes (lg case)	Increasing	Good	Higher
Roma Tomatoes (xlg case)	Increasing	Good	Higher
Green Peppers (lg case)	Increasing	Good	Lower
Red Peppers (lg 15 lb case)	Decreasing	Good	Lower
Iceberg Lettuce (24 ct)	Decreasing	Good	Lower
Iceberg Lettuce (24 ct) Term	Decreasing	Good	Lower
Leaf Lettuce (24 ct)	Increasing	Good	Higher
Romaine Lettuce (24 ct)	Decreasing	Good	Lower
Mesculin Mix (3 lb) Term	Increasing	Good	Lower
Broccoli (14 ct)	Increasing	Good	Higher
Squash (1/2 bushel)	Increasing	Good	Higher
Zucchini (1/2 bushel)	Increasing	Good	Higher
Green Beans (bushel)	Decreasing	Good	Higher
Spinach (flat 24)	Increasing	Good	Higher
Mushrooms (10 lb lg) Term	Decreasing	Good	Higher
Cucumbers (bushel)	Decreasing	Good	Higher
Pickels (200-300 ct) Term	Increasing	Good	Higher
Asparagus (sm)	Decreasing	Good	Lower
Freight (truck CA-Cty Av)	Increasing	Good	Lower