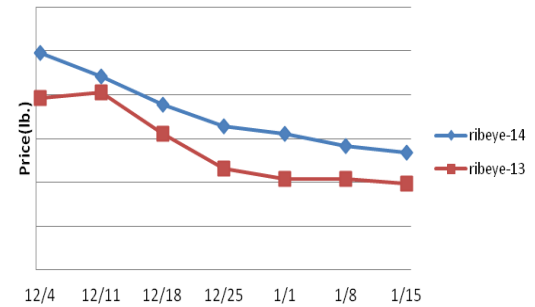


Beef, Veal and Lamb Report

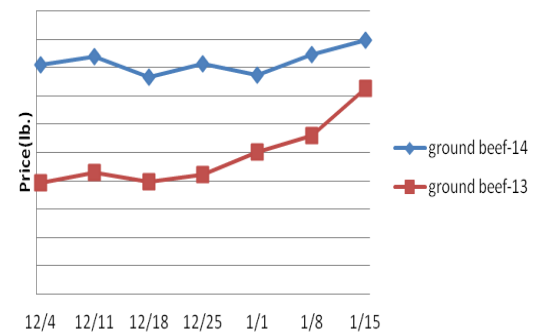
Beef, Veal & Lamb - Beef production last week was 3.5% less than the same week a year ago. Cattle supplies remain limited. In their latest forecast this week, the USDA is estimating winter beef output to be 3.1% smaller than 2014. However, the USDA does see beef production much closer to the prior year levels during the second quarter. The beef markets are firming as lower gasoline prices encourages consumer beef demand. History suggests that various beef end cut markets may continue to appreciate in the near term. The five year average move for the 116 choice chuck market during the next week is up 2.9%. In the following three weeks, chuck prices usually move 10% lower. Price USDA, FOB per pound

Description	Market Trend	Supplies	Price vs. Last Year
Live Cattle (Steer)	Decreasing	Good	Higher
Feeder Cattle Index (CME)	Increasing	Good	Higher
Ground Beef 81/19	Increasing	Good	Higher
Ground Chuck	Increasing	Good	Higher
109 Export Rib (ch)	Increasing	Good	Higher
109 Export Rib (pr)	Increasing	Good	Lower
112a Ribeye (ch)	Decreasing	Good	Higher
112a Ribeye (pr)	Decreasing	Good	Lower
114a Chuck , Shlder Cld(ch)	Increasing	Good	Higher
116 Chuck (sel)	Increasing	Good	Higher
116b Chuck Tender (ch)	Increasing	Good	Higher
116 Chuck (ch)	Increasing	Good	Higher
120 Brisket (ch)	Increasing	Good	Higher
120a Brisket (ch)	Increasing	Good	Higher
121c Outside Skirt (ch/sel)	Decreasing	Good	Higher
121d Inside Skirt (ch/sel)	Increasing	Good	Higher
121e Cap & Wedge	Increasing	Good	Higher
167a Knuckle, Trimmed (ch)	Increasing	Good	Higher
168 Inside Round (ch)	Increasing	Good	Higher
169 Top Round (ch)	Increasing	Good	Higher
171b Outside Round (ch)	Increasing	Good	Higher
174 Short Loin (ch 0x1)	Increasing	Good	Higher
174 Short Loin (pr 2x3)	Increasing	Good	Lower
180 1x1 Strip (ch)	Increasing	Good	Higher
180 1x1 Strip (pr)	Increasing	Good	Lower
180 0x1 Strip (ch)	Increasing	Good	Higher
184 Top Butt, boneless (ch)	Increasing	Good	Higher
184 Top Butt, boneless (pr)	Increasing	Good	Higher
185a Sirloin Flap (ch)	Increasing	Good	Higher
185c Loin, Tri-Tip (ch)	Increasing	Good	Higher
189a Tender (sel, 5 lb & up)	Increasing	Good	Higher
189a Tender (ch, 5 lb & up)	Increasing	Good	Higher
189a Tender (pr, heavy)	Increasing	Good	Higher
193 Flank Steak (ch)	Increasing	Good	Higher
50% Trimmings	Increasing	Good	Higher
65% Trimmings	Increasing	Good	Higher
75% Trimmings	Increasing	Good	Higher
85% Trimmings	Increasing	Good	Higher
90% Trimmings	Increasing	Good	Higher
90% Imported Beef (frz)	Decreasing	Good	Higher
95% Imported Beef (frz)	Decreasing	Good	Higher
Veal Rack (Hotel 7 rib)	Steady	Good	Higher
Veal Top Round (cap off)	Steady	Good	Higher

112a Choice Beef Ribeye (heavy)



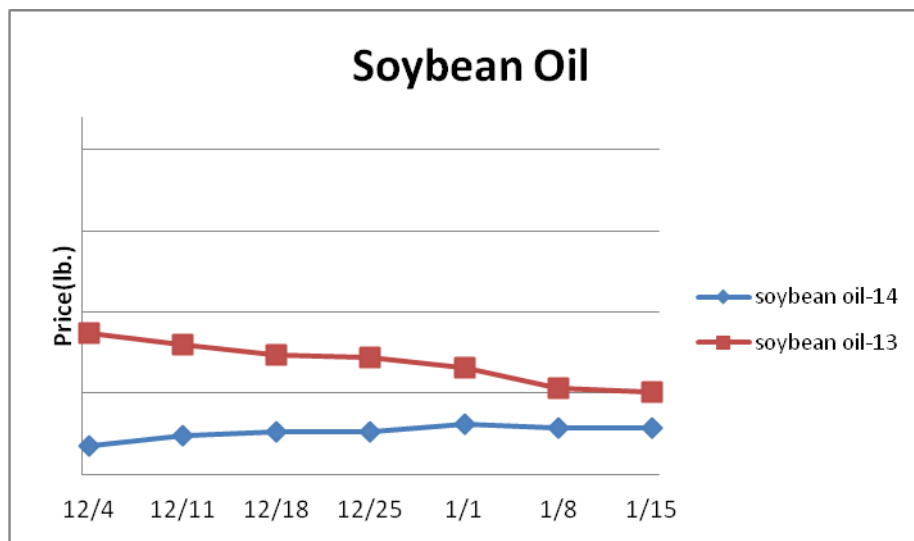
81/19 Ground Beef



Grains

2015 U.S. winter wheat acreage is estimated by the USDA to be nearly 5% less than the prior crop. Still, if the weather cooperates, domestic wheat supplies from the new harvest should be adequate. Wheat prices may be erratic this winter. Prices USDA, FOB.

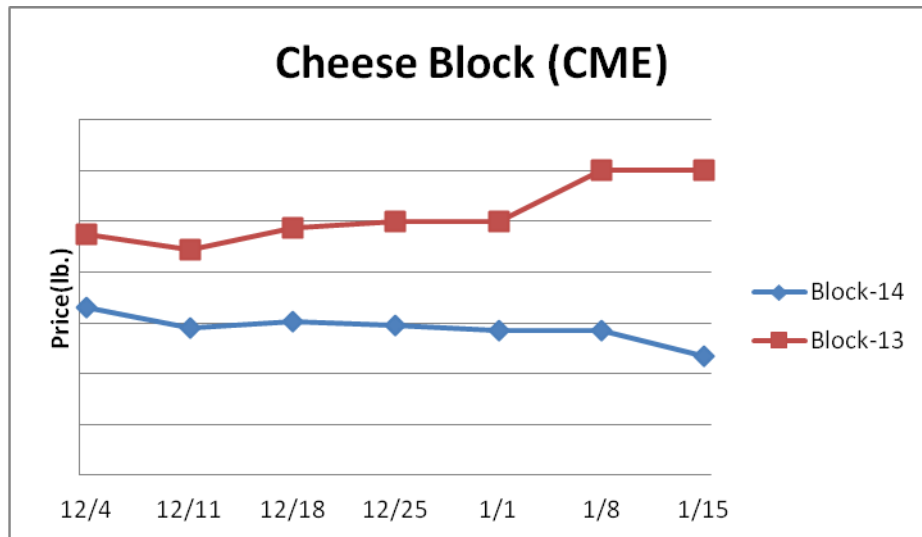
Description	Market Trend	Supplies	Price vs. Last Year
Soybeans, bushel	Decreasing	Good	Lower
Crude Soybean Oil, lb	Steady	Good	Lower
Soybean Meal, ton	Decreasing	Good	Lower
Corn, bushel	Decreasing	Good	Lower
Crude Corn Oil, lb	Increasing	Good	Lower
High Fructose Corn Syrup	Increasing	Good	Same
Distillers Grain, Dry	Decreasing	Good	Higher
Crude Palm Oil, lb BMD	Increasing	Good	Lower
HRW Wheat, bushel	Decreasing	Good	Lower
DNS Wheat 14%, bushel	Decreasing	Good	Lower
Durum Wheat, bushel	Decreasing	Good	Higher
Pinto Beans, lb	Steady	Good	Lower
Black Beans, lb	Steady	Good	Lower
Rice, Long Grain, lb	Decreasing	Good	Lower



Dairy

The cheese markets have firmed as the decline in prices during the last few months is starting to encourage demand. U.S. cheese exports during November were 13.2% less than the prior year. But, U.S. cheese prices are now at a discount to the international markets. Further, domestic milk farmer margins have weakened which should slow milk output growth. Thus, the greater cheese price risk is to the upside. In November, the U.S. was the smallest net exporter of butter since August 2009. Solid butter imports may weigh on butter prices in the near term. Prices per pound, except Class I Cream (hundred weight), from USDA

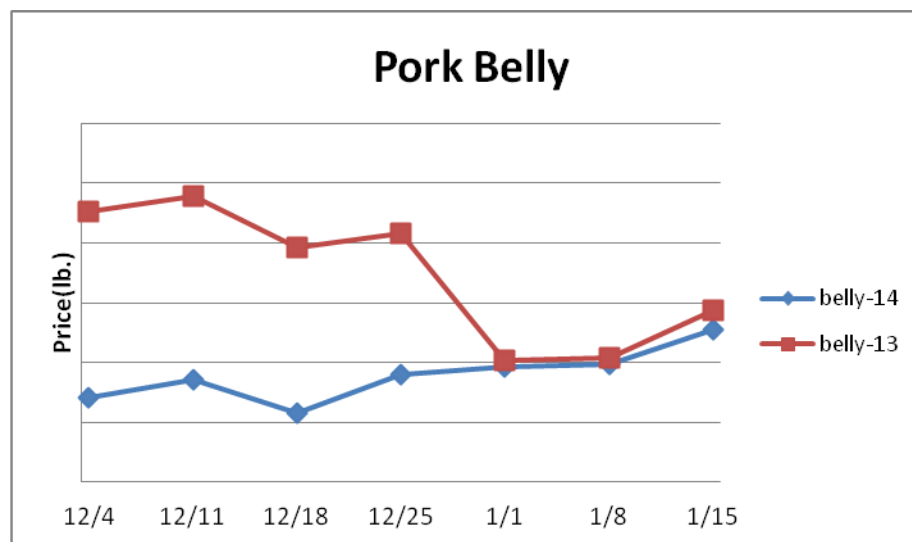
Description	Market Trend	Supplies	Price vs. Last Year
Cheese Barrels (CME)	Decreasing	Good	Lower
Cheese Blocks (CME)	Decreasing	Good	Lower
American Cheese	Increasing	Good	Lower
Cheddar Cheese (40 lb)	Increasing	Good	Lower
Mozzarella Cheese	Increasing	Good	Lower
Provolone Cheese	Increasing	Good	Lower
Parmesan Cheese	Increasing	Good	Lower
Butter (CME)	Increasing	Good	Lower
Nonfat Dry Milk	Decreasing	Good	Lower
Whey, Dry	Decreasing	Good	Lower
Class 1 Base	Steady	Good	Lower
Class II Cream, heavy	Decreasing	Good	Lower
Class III Milk (CME)	Decreasing	Good	Lower
Class IV Milk (CME)	Decreasing	Good	Lower



Pork

Pork output last week was 4.1% larger than the same week a year ago. Hog weights remain heavy which suggests that hog supplies remain ample. This is partly behind the USDA projection of a 2.6% increase in pork production this winter compared to 2014. The pork markets generally have remained under downward pressure as of late with the USDA pork cutout the lowest last week, for that week in four years. Still, history suggests that the downside price risk in the pork markets from here should be only modest at best. Prices USDA, FOB per pound.

Description	Market Trend	Supplies	Price vs. Last Year
Live Hogs	Decreasing	Good	Lower
Sow	Decreasing	Good	Lower
Belly (bacon)	Increasing	Good	Higher
Sparerib(4.25 lb & down)	Decreasing	Good	Higher
Ham (20-23 lb)	Increasing	Good	Higher
Ham (23-27 lb)	Increasing	Good	Lower
Loin (bone in)	Increasing	Good	Same
Babyback Rib (1.75 lb & up)	Increasing	Good	Higher
Tenderloin (1.25 lb)	Increasing	Good	Higher
Boston Butt, untrmd (4-8 lb)	Decreasing	Good	Higher
Picnic, untrmd	Decreasing	Good	Lower
SS Picnic, smoker trm box	Decreasing	Good	Lower
42% Trimmings	Increasing	Good	Higher
72% Trimmings	Increasing	Good	Lower



Poultry

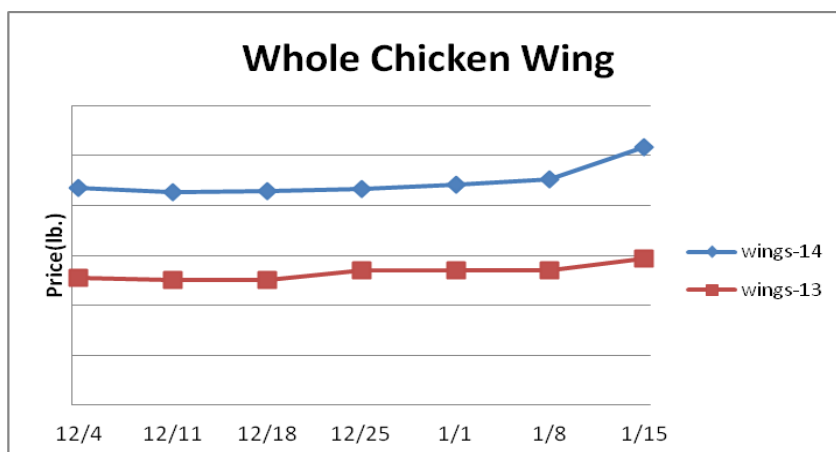
- Chicken production for the week ending January 3 was 10.8% larger than the same week the prior year. Chicken bird weights were a whopping 7.1% heavier. Good margins for chicken producers are expected to fuel solid chicken output expansion compared to 2014 during the next few months. U.S. chicken exports during November were 9.3% less than the previous year due in part to Russian embargo. China recently announced a ban on U.S. chicken as well but the impact could be nominal. China only accounted for about 3.6% of U.S. chicken exports in 2014. The wing markets are seasonally firming but sharply lower prices are likely next month. Prices USDA, FOB per pound except when noted

Description	Market Trend	Supplies	Price vs. Last Year
Whole Birds (2.5-3 GA)	Increasing	Good	Higher
Wings (whole)	Increasing	Good	Higher
Wings (jumbo cut)	Increasing	Good	Higher
Wing Index (ARA)	Increasing	Good	Higher
Breast, Bone In	Increasing	Good	Higher
Breast, Boneless Skinless	Decreasing	Good	Higher
Breast Boneless Index (ARA)	Increasing	Good	Higher
Tenderloin (random)	Steady	Good	Higher
Tenderloin (sized)	Steady	Good	Higher
Legs (whole)	Decreasing	Good	Lower
Leg Quarters	Decreasing	Good	Higher
Leg Quarter Index (ARA)	Increasing	Good	Higher
Thighs, Bone In	Increasing	Good	Higher
Thighs, Boneless	Decreasing	Good	Lower

Description	Market Trend	Supplies	Price vs. Last Year
Whole Turkey (8-16 lb)	Decreasing	Good	Higher
Turkey Breast, Bnls/Sknls	Decreasing	Good	Higher

Eggs

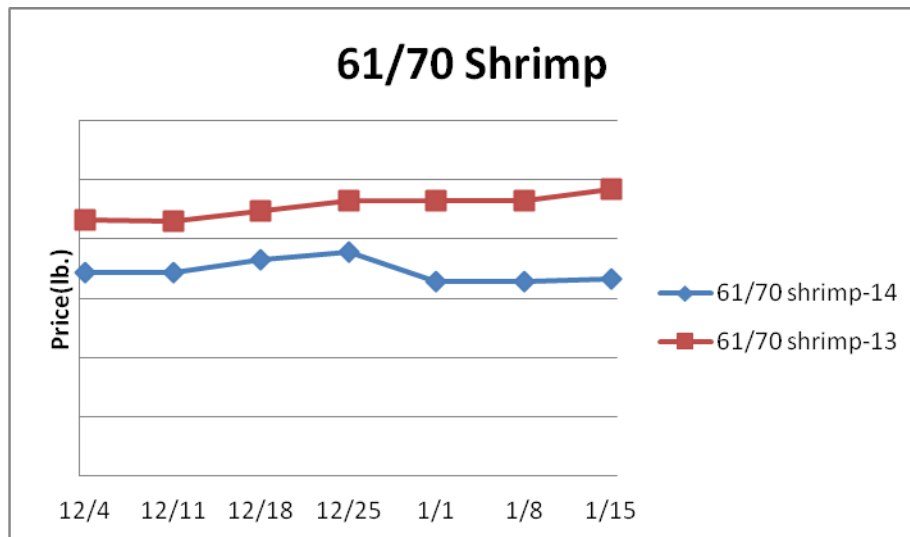
Description	Market Trend	Supplies	Price vs. Last Year
Large Eggs (dozen)	Decreasing	Good	Lower
Medium Eggs (dozen)	Steady	Good	Lower
Liquid Whole Eggs	Decreasing	Good	Lower
Liquid Egg Whites	Steady	Good	Higher
Liquid Egg Yolks	Steady	Good	Higher



Seafood

Elevated prices and a favorable currency valuation continues to encourage solid shrimp imports. During November, the U.S. imported 10.4% more shrimp than the previous year. Imports from Thailand improved to their best monthly level in a year despite their production challenges. Shrimp prices may remain below 2014 levels this winter. Prices for fresh product, unless noted, per pound from Fisheries Market News

Description	Market Trend	Supplies	Price vs. Last Year
Shrimp (16/20 frz)	Decreasing	Good	Lower
Shrimp (61/70 frz)	Increasing	Good	Lower
Shrimp Tiger (26/30 frz)	Decreasing	Good	Lower
Snow Crab Legs (5-8 oz frz)	Steady	Good	Lower
Snow Crab Legs (8oz & up frz)	Steady	Good	Lower
Cod Tails (3-7 oz frz)	Steady	Good	Higher
Cod Loins (3-12 oz frz)	Decreasing	Good	Higher
Salmon Portions (4-8 oz frz)	Steady	Good	Higher
Pollock Alaska, Deep Skin	Steady	Good	Lower



Beans and Rice

Description	Market Trend	Supplies	Price vs. Last Year
Pinto Beans	Steady	Good	Lower
Black Beans	Steady	Good	Lower
Rice, Long Grain	Decreasing	Good	Lower

Paper and Plastic Product Report

Description	Market Trend	Supplies	Price vs. Last Year
Wood Pulp (paper)			
NBSK- Paper napkin	Steady	Good	Lower
42 lb. Linerboard-corrugated box	Steady	Good	Higher
Plastic Resins (plastic, foam)			
PS-CHH-utensils, cups, to-go cont.	Steady	Good	Higher
PP-HIGP-heavy grade utensils	Steady	Good	Higher
PE-LLD-can liners, film, bags	Decreasing	Good	Same

Retail Price Change from Prior Month

Description	Nov-14	Oct-14	Sep-14
Beef and Veal	Increasing	Increasing	Increasing
Dairy	Decreasing	Increasing	Increasing
Pork	Decreasing	Decreasing	Increasing
Chicken	Increasing	Decreasing	Increasing
Fresh Fish and Seafood	Decreasing	Decreasing	Increasing
Fresh Fruits and Vegetables	Decreasing	Increasing	Decreasing

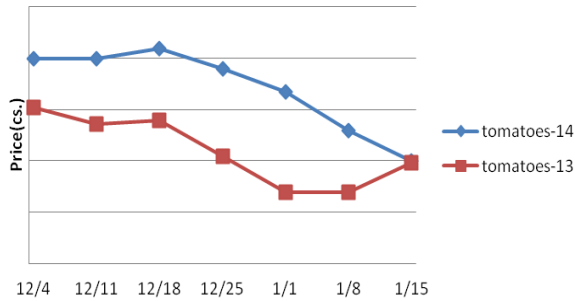
Various Markets

The weather has turned dry for a large portion of Brazil as of late which is causing coffee crop concerns and supporting coffee futures prices. The coffee markets could remain especially erratic during the next few months until Brazilian output is more certain. Price bases noted below.

Description	Market Trend	Supplies	Price vs. Last Year
Whole Peeled, Stand (6/10)	Steady	Good	Higher
Tomato Paste-Industrial (lb)	Steady	Good	Higher
Coffee lb ICE	Increasing	Good	Higher
Sugar lb ICE	Increasing	Good	Higher
Cocoa mt ICE	Increasing	Good	Higher
Orange Juice lb ICE	Increasing	Good	Higher
Honey (clover) lb	Steady	Good	Higher

Produce

Tomatoes (Large)



The lettuce markets remain inflated due to earlier weather challenges. Lettuce shipments did improve last week but are expected to be subpar through at least the end of the month. This could continue to support lettuce prices. However, history indicates that the greater price risk in the lettuce markets from here is likely to be the downside. The potato markets remain firm due in a large part to the deficit supply of larger sized product. Usually potato prices continue to modestly firm during February. Potato prices are expected to remain above 2014 levels throughout the winter. Price bases noted below.

Description	Market Trend	Supplies	Price vs. Last Year
Limes (150 ct)	Increasing	Good	Higher
Lemons (95 ct)	Increasing	Good	Lower
Lemons (200 ct)	Steady	Good	Lower
Honeydew (6 ct)	Increasing	Good	Higher
Cantaloupe (15 ct)	Steady	Good	Higher
Blueberries (12 ct)	Decreasing	Good	Lower
Strawberries (12 pnt)	Steady	Good	Lower
Avocados (Hass 48 ct)	Increasing	Good	Higher
Bananas (40 lb) Term	Decreasing	Good	Lower
Pineapple (7 ct) Term	Decreasing	Good	Lower
Idaho Potato (60 ct 50 lb)	Increasing	Good	Higher
Idaho Potato (70 ct 50 lb)	Increasing	Good	Higher
Idaho Potato (70 ct) Term	Decreasing	Good	Higher
Idaho Potato (90 ct 50 lb)	Steady	Good	Lower
Idaho Potato #2 (6 oz 100 lb)	Increasing	Good	Higher
Processing Potato (cwt)	Increasing	Good	Higher
Yellow Onions (50 lb)	Decreasing	Good	Lower
Yellow Onions (50 lb) Term	Decreasing	Good	Lower
Red Onions (25 lb) Term	Decreasing	Good	Lower
White Onions (50 lb) Term	Decreasing	Good	Lower
Tomatoes (lg case)	Decreasing	Good	Higher
Tomatoes (5x6 lb) Term	Decreasing	Good	Higher
Tomatoes (4x5 vine ripe)	Decreasing	Good	Higher
Roma Tomatoes (lg case)	Decreasing	Good	Higher
Roma Tomatoes (exlg case)	Decreasing	Good	Higher
Green Peppers (lg case)	Decreasing	Good	Lower
Red Peppers (lg 15 lb case)	Increasing	Good	Lower
Iceberg Lettuce (24 ct)	Increasing	Good	Higher
Iceberg Lettuce (24 ct) Term	Increasing	Good	Higher
Leaf Lettuce (24 ct)	Increasing	Good	Higher
Romaine Lettuce (24 ct)	Increasing	Good	Higher
Mesculin Mix (3 lb) Term	Decreasing	Good	Higher
Broccoli (14 ct)	Increasing	Good	Higher
Squash (1/2 bushel)	Increasing	Good	Lower
Zucchini (1/2 bushel)	Increasing	Good	Lower
Green Beans (bushel)	Increasing	Good	Lower
Spinach (flat 24)	Increasing	Good	Higher
Mushrooms (10 lb lg) Term	Decreasing	Good	Higher
Cucumbers (bushel)	Increasing	Good	Lower
Pickels (200-300 ct) Term	Increasing	Good	Higher
Asparagus (sm)	Increasing	Good	Same
Freight (truck CA-Cty Av)	Decreasing	Good	Higher

