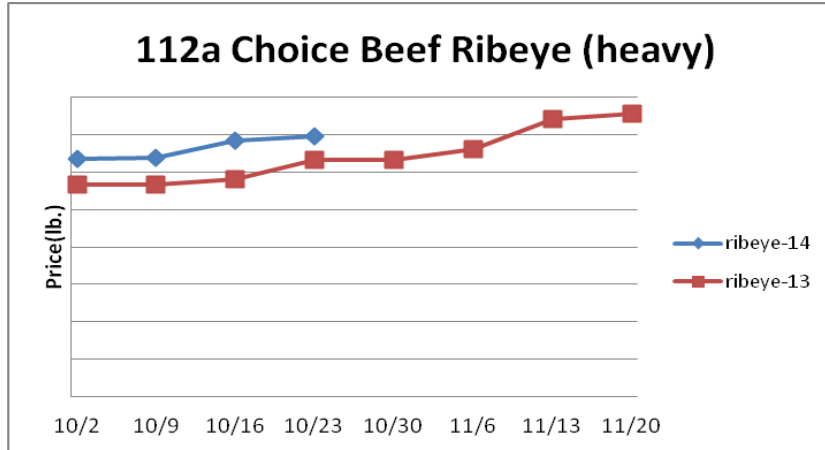


# Beef, Veal and Lamb Report

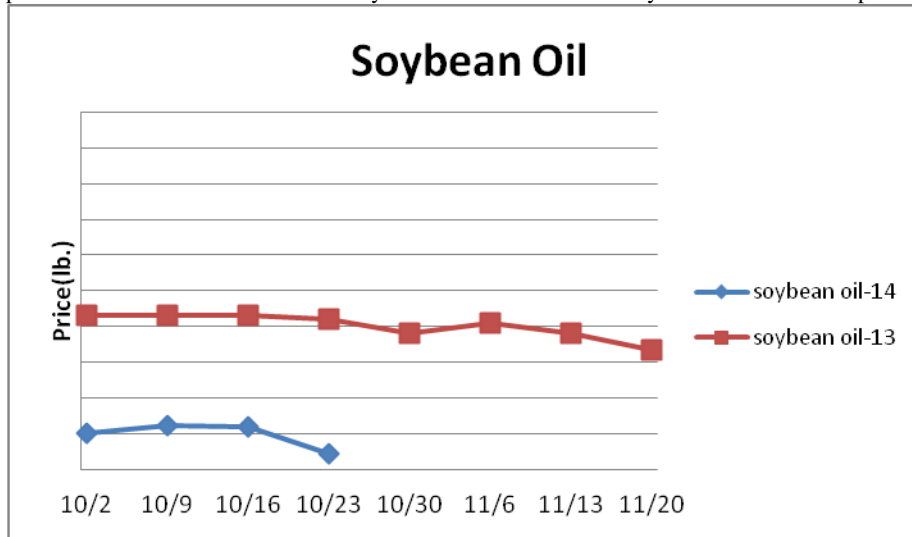
**Beef, Veal & Lamb** - Beef output last week rose .7% but was 6.9% less than the same week a year ago. Cattle supplies are expected to remain short of 2013 levels through the end of the year which should be supportive of the beef markets. Beef cow and dairy cow slaughter should continue to be subpar as producers for both expand. Any seasonal weakness in the domestic lean beef trim markets is likely to be less than usual during the next few months. Total cow slaughter during the past six weeks has tracked 16% below last year. Buyers have backed away from beef purchases in recent days due to the inflated price levels but holiday purchases should endure throughout November. Price USDA, FOB per pound.



	<u>Market Trend</u>	<u>Supplies</u>	<u>Price vs. Last Year</u>
<b>Live Cattle (Steer)</b>	Decreasing	Good	Higher
<b>Ground Beef 81/19</b>	Increasing	Good	Higher
<b>Ground Chuck</b>	Decreasing	Good	Higher
<b>109 Export Rib (choice)</b>	Increasing	Good	Higher
<b>109 Export Rib (prime)</b>	Decreasing	Good	Lower
<b>112a Ribeye (choice)</b>	Increasing	Good	Higher
<b>112a Ribeye (prime)</b>	Increasing	Good	Lower
<b>116 Chuck (choice)</b>	Decreasing	Good	Higher
<b>120 Brisket (choice)</b>	Decreasing	Good	Higher
<b>121c Outside Skirt (ch/sel.)</b>	Decreasing	Good	Higher
<b>167a Knuckle, Trimmed (choice)</b>	Decreasing	Good	Higher
<b>168 Inside Round (choice)</b>	Decreasing	Good	Higher
<b>174 Short Loin (choice 0x1)</b>	Increasing	Good	Higher
<b>174 Short Loin (prime 2x3)</b>	Decreasing	Good	Lower
<b>180 1x1 Strip (choice)</b>	Increasing	Good	Higher
<b>180 1x1 Strip (prime)</b>	Decreasing	Good	Lower
<b>180 0x1 Strip (choice)</b>	Increasing	Good	Higher
<b>184 Top Butt, boneless (choice)</b>	Decreasing	Good	Higher
<b>184 Top Butt, boneless (prime)</b>	Decreasing	Good	Lower
<b>185a Sirloin Flap (choice)</b>	Increasing	Good	Higher
<b>185c Loin, Tri-Tip (choice)</b>	Decreasing	Good	Higher
<b>189a Tender (select, 5 lb &amp; up)</b>	Increasing	Good	Higher
<b>189a Tender (choice, 5 lb &amp; up)</b>	Increasing	Good	Higher
<b>189a Tender (prime, heavy)</b>	Increasing	Good	Higher
<b>193 Flank Steak (choice)</b>	Increasing	Good	Higher
<b>50% Trimmings</b>	Increasing	Good	Higher
<b>65% Trimmings</b>	Increasing	Good	Higher
<b>75% Trimmings</b>	Increasing	Good	Higher
<b>85% Trimmings</b>	Increasing	Good	Higher
<b>90% Trimmings</b>	Increasing	Good	Higher
<b>90% Imported Beef (frozen)</b>	Decreasing	Good	Higher
<b>Veal Rack (Hotel 7 rib)</b>	Steady	Good	Higher
<b>Veal Top Round (cap off)</b>	Steady	Good	Higher

# Oil and Grains Report

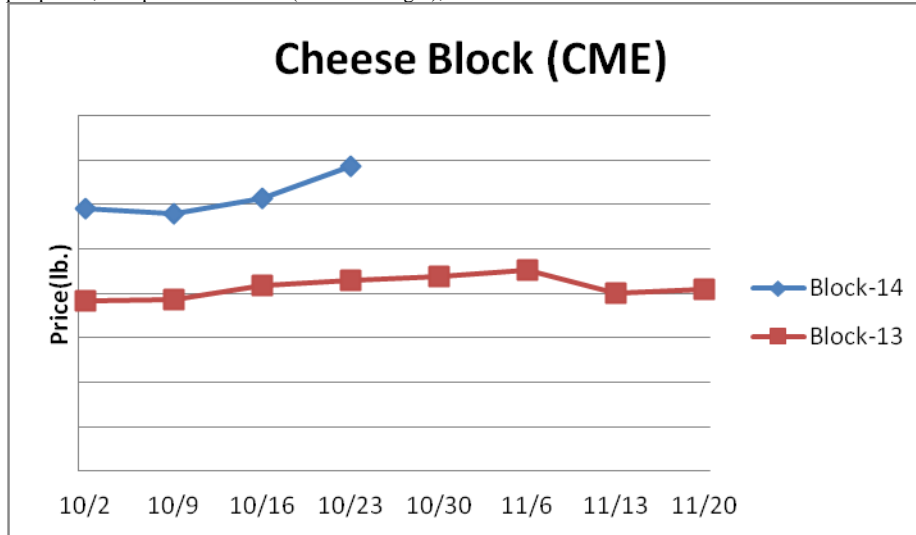
**Oil & Grains- Oil, Grains, Misc-** The food oil markets continue to trade near five year lows due to ample world palm oil stocks and the record U.S. soybean harvest. A bottom may be near for food oil prices. Prices USDA, FOB.



	<u>Market Trend</u>	<u>Supplies</u>	<u>Price vs. Last Year</u>
<b>Soybeans</b>	Decreasing	Good	Lower
<b>Crude Soybean Oil</b>	Decreasing	Good	Lower
<b>Soymeal</b>	Increasing	Good	Lower
<b>Corn</b>	Increasing	Good	Lower
<b>Crude Corn Oil</b>	Steady	Good	Lower
<b>Distillers Grain, Dry</b>	Decreasing	Good	Lower
<b>Crude Palm Oil</b>	Decreasing	Good	Lower
<b>Hard Red Winter Wheat</b>	Increasing	Good	Lower
<b>Dark Northern Spring Wheat</b>	Increasing	Good	Lower
<b>High Fructose</b>	Steady	Good	Lower
<b>Durum Wheat</b>	Decreasing	Good	Higher

# Dairy Report

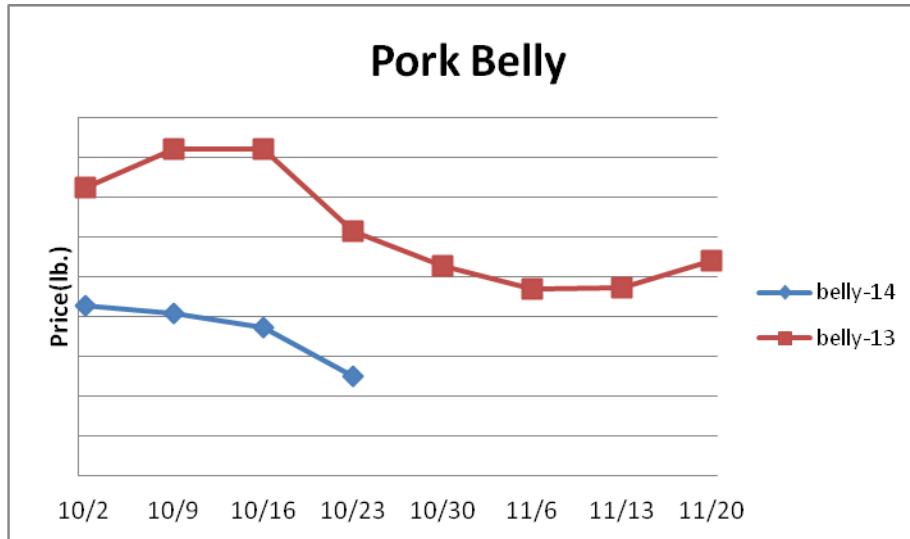
**Dairy** - U.S. milk production during September was 4.1% bigger than last year due to a .6% larger milk cow herd and a 3.4% gain in milk per cow yields. Milk farmers added a net 2,000 head to the herd during the month as profitability for milk farmers remains strong. Further milk output expansion is projected into 2015 which should weigh on the dairy markets. The CME butter market has crashed during the last week as butter imports begin to boost the available supply. Even lower butter prices are anticipated next year. Stronger cheese markets declines may be pending. Prices per pound, except Class I Cream (hundred weight), from USDA



	<u>Market Trend</u>	<u>Supplies</u>	<u>Price vs. Last Year</u>
<b>Cheese Barrels- CME</b>	Decreasing	Good	Higher
<b>Cheese 40 lb Blocks- CME</b>	Increasing	Good	Higher
<b>American Cheese</b>	Decreasing	Good	Higher
<b>Cheddar Cheese</b>	Increasing	Good	Higher
<b>Mozzarella Cheese</b>	Increasing	Good	Higher
<b>Provolone Cheese</b>	Increasing	Good	Higher
<b>Parmesan Cheese</b>	Increasing	Good	Higher
<b>Butter- One lb Solids</b>	Decreasing	Good	Higher
<b>Nonfat Dry Milk</b>	Decreasing	Good	Lower
<b>Whey, Dry</b>	Decreasing	Good	Higher
<b>Class I Milk Base</b>	Steady	Good	Higher
<b>Class II Cream (Heavy Cream)</b>	Decreasing	Good	Higher
<b>Class III Milk- CME</b>	Increasing	Good	Higher
<b>Class IV Milk- CME</b>	Decreasing	Good	Lower

# Pork Report

**Pork-** Pork production last week rose 2.5% but was 2.6% less than the same week a year ago. Hog supplies are seasonally expanding with slaughter last week the largest since February. Pork output is expected to begin to climb above the prior year levels during the winter. The seasonal decline in first quarter 2015 pork production from the previous quarter is projected to be the smallest since 1998. This should temper any winter pork price gains. Prices USDA, FOB per pound.



	<u>Market Trend</u>	<u>Supplies</u>	<u>Price vs. Last Year</u>
<b>Live Hogs</b>	Decreasing	Good	Higher
<b>Belly (bacon)</b>	Decreasing	Good	Lower
<b>Spare Rib (4.25 &amp; down)</b>	Increasing	Good	Higher
<b>Ham (23-27 lb)</b>	Decreasing	Good	Higher
<b>Loin (bone-in)</b>	Decreasing	Good	Higher
<b>Baby Back Rib (1.75 &amp; up)</b>	Increasing	Good	Higher
<b>Tenderloin (1.25 lb)</b>	Decreasing	Good	Higher
<b>Boston Butt, untrimmed 4-8 lb.</b>	Decreasing	Good	Higher
<b>Picnic, untrimmed</b>	Decreasing	Good	Higher
<b>SS Picnic, smoker trim boxed</b>	Decreasing	Good	Higher
<b>42% Trimmings</b>	Decreasing	Good	Higher
<b>72% Trimmings</b>	Decreasing	Good	Higher

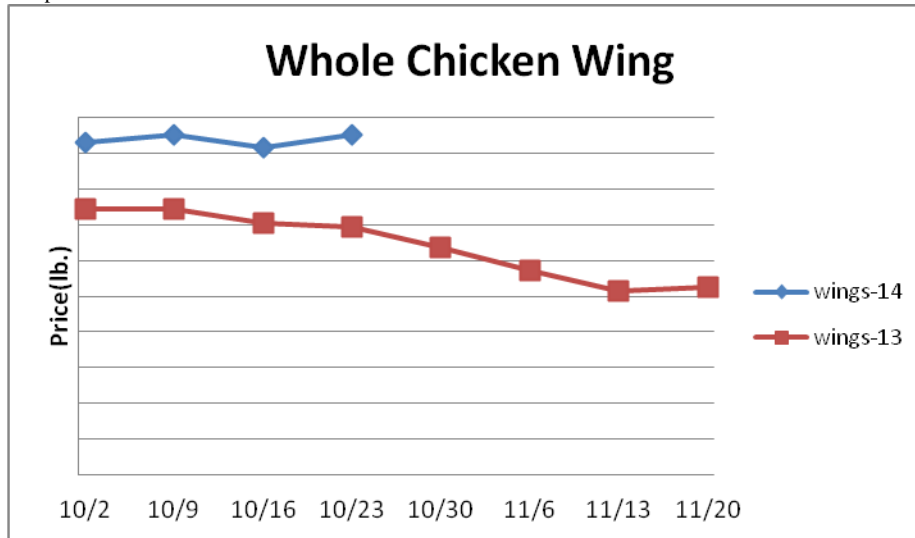
# Canned Tomato Report

**Tomato Products, Canned-** The 2014 domestic tomato for canning harvest is seasonally winding down with a record crop. Canned tomato prices could remain firm due to inflated raw product costs. Prices per case (6/10) FOB, unless noted from ARA..

	<u>Market Trend</u>	<u>Supplies</u>	<u>Price vs. Last Year</u>
<b>Whole Peeled Standard</b>	Steady	Good	Same
<b>Diced, Fancy</b>	Steady	Good	Same
<b>Ketchup, 33%</b>	Steady	Good	Same
<b>Tomato Paste- Ind.</b>	Steady	Good	Same

# Poultry Report

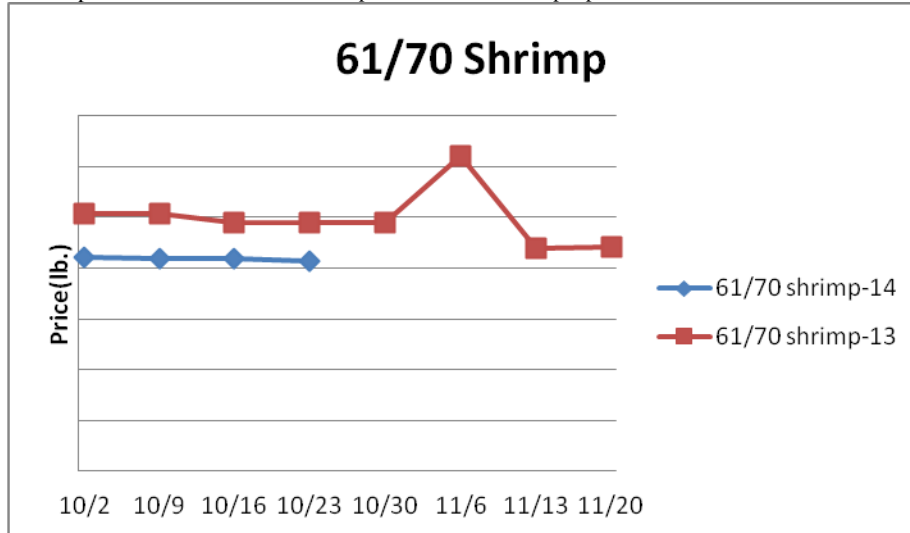
**Poultry** -Chicken output for the week ending October 11<sup>th</sup> rose 1.7% from the previous week and was 3.8% larger than the same week a year ago. The USDA is forecasting chicken production this fall to track 1.7% above 2013. However, recent chick placement data suggests that chicken output expansion could be closer to 3%. This could weigh on several of the chicken markets. Chicken breast prices are on the defensive with the ARA Boneless Skinless Chicken Breast Index falling more than \$.20 a pound during the last two weeks. Further noteworthy chicken breast market declines are anticipated during the next several weeks. The recent upward course in wing prices has paused. History suggests that some modest chicken wing price relief can be anticipated during November. Prices USDA, FOB per pound except when noted .



	<u>Market Trend</u>	<u>Supplies</u>	<u>Price vs. Last Year</u>
Whole Chicken (2.5-3 lb-GA)	Steady	Good	Higher
Chicken Wings, Whole	Increasing	Good	Higher
Chicken Wings, Jumbo Cut	Increasing	Good	Higher
Chicken Breast, Bone-In	Decreasing	Good	Higher
Chicken Breast, Bnless Sknless	Decreasing	Good	Higher
Chicken Tender (random)	Decreasing	Good	Higher
Chicken Tender (sized)	Decreasing	Good	Higher
Chicken Legs (whole)	Decreasing	Good	Lower
Chicken Leg Quarters	Steady	Good	Same
Chicken Thighs, bone in	Decreasing	Good	Lower
Chicken Thighs, boneless	Decreasing	Good	Lower
Large Eggs	Steady	Good	Higher
Medium Eggs	Steady	Good	Higher
Whole Eggs- Liq	Decreasing	Good	Lower
Egg Whites- Liq	Steady	Good	Higher
Egg Yolks- Liq	Decreasing	Good	Lower
Whole Turkey (8-16 lb)	Steady	Good	Higher
Turkey Breast- Bnls/Sknls	Decreasing	Good	Higher

# Seafood Report

**Seafood** - The snow crab leg markets have remained relatively firm as of late. History suggests that holiday demand could lift the snow crab leg markets modestly upward during the next several weeks. However, any snow crab leg market appreciation into December may be less than usual. A stronger U.S. dollar should encourage solid snow crab imports this fall. Prices for fresh product, unless noted, per pound from Fisheries Market News



	<u>Market Trend</u>	<u>Supplies</u>	<u>Price vs. Last Year</u>
<b>Salmon, Whole (10-12 lb)</b>	n/a	Good	n/a
<b>Catfish, Filets</b>	n/a	Good	n/a
<b>Trout, Drn. (8-14 oz)</b>	n/a	Good	n/a
<b>Shrimp (16-20 count)</b>	Decreasing	Good	Lower
<b>Shrimp (61-70 count)</b>	Decreasing	Good	Lower
<b>Shrimp, Tiger (26-30 count)</b>	Decreasing	Good	Higher
<b>Snow Crab Legs (5-8 oz)</b>	Steady	Good	Higher
<b>Snow Crab Legs (8 oz up)</b>	Steady	Good	Lower
<b>Cod Tails, 3-7 oz. Frz.</b>	Steady	Good	Lower
<b>Cod Loins, 3-12 oz. Frz.</b>	Steady	Good	Higher
<b>Salmon Portions, 4-8 oz. Frz.</b>	Steady	Good	Higher

## Bean, Rice, Coffee and Sugar Report

	<u>Market Trend</u>	<u>Supplies</u>	<u>Price vs. Last Year</u>
<b>Pinto Beans</b>	Steady	Good	Lower
<b>Black Beans</b>	Increasing	Good	Lower
<b>Rice, Long Grain</b>	Decreasing	Good	Lower
<b>Coffee Beans</b>	Decreasing	Good	Higher
<b>Sugar</b>	Decreasing	Good	Higher
<b>Honey</b>	Increasing	Good	Higher

## Paper Product Report

	<u>Market Trend</u>	<u>Supplies</u>	<u>Price vs. Last Year</u>
Wood Pulp (paper)			
<b>NBSK- Paper napkin</b>	Decreasing	Good	Lower
<b>42 lb. Linerboard-corrugated box</b>	Increasing	Good	Higher
Plastic Resins (plastic, foam)			
<b>PS-CHH-utensils, cups, to-go cont.</b>	Steady	Good	Higher
<b>PP-HIGP-heavy grade utensils</b>	Steady	Good	Higher
<b>PE-LLD-can liners, film, bags</b>	Steady	Good	Higher

## Retail Price Change from Prior Month

	<u>Sept-14</u>	<u>Aug-14</u>	<u>Jul-14</u>
<b>Beef and Veal</b>	Increasing	Increasing	Increasing
<b>Dairy</b>	Increasing	Increasing	Increasing
<b>Pork</b>	Increasing	Increasing	Increasing
<b>Chicken</b>	Decreasing	Increasing	Increasing
<b>Fresh Fish and Seafood</b>	Increasing	Increasing	Decreasing
<b>Fresh Fruits and Vegetables</b>	Increasing	Decreasing	Decreasing



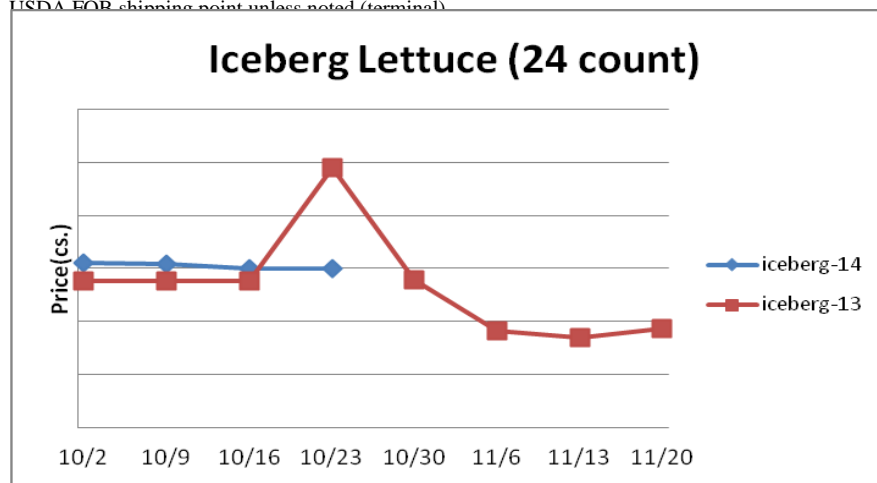
# Processed Fruits and Vegetables Report

**Processed Fruits and Vegetables** - Processed vegetable supplies are seasonally ample. Some modest price declines for vegetables could occur during November. Prices FOB per case from ARA.

<u>Canned 6/10</u>	<u>Market Trend</u>	<u>Supplies</u>	<u>Price vs. Last Year</u>
<b>Corn, Fancy Whole Kernel</b>	<b>Steady</b>	<b>Good</b>	<b>Same</b>
<b>Green Beans, Fancy 4 sv</b>	<b>Steady</b>	<b>Good</b>	<b>Same</b>
<b>Green Peas, Fancy 4 sv/blend</b>	<b>Steady</b>	<b>Good</b>	<b>Same</b>
<u><b>Frozen</b></u>			
<b>Corn, Cob 96 count</b>	<b>Steady</b>	<b>Good</b>	<b>Same</b>
<b>Corn, Kernel 12/2.5 lb.</b>	<b>Steady</b>	<b>Good</b>	<b>Same</b>
<b>Green Beans, Cut 12/2 lb.</b>	<b>Steady</b>	<b>Good</b>	<b>Same</b>
<b>Green Peas, 12/2.5 lb.</b>	<b>Steady</b>	<b>Good</b>	<b>Same</b>
<b>Potatoes, FF Fancy, 6/5 lb.</b>	<b>Steady</b>	<b>Good</b>	<b>Same</b>

# Produce Report

**Produce-** The tomato markets have risen during the last week due to supply gaps both in the east and the west as the crops transition south. Tomato supplies could be erratic through the end of the month, and possibly thereafter, which could be supportive of tomato prices. The lettuce markets have declined modestly but still remain above engaging levels for buyers. Lettuce supplies could be somewhat erratic into November as well as the chief harvest area shifts. The available lettuce supply may not normalize until this coming winter. The potato markets may be bottoming. Prices



	<u>Market Trend</u>	<u>Supplies</u>	<u>Price vs. Last Year</u>
Limes (150 count)	Steady	Good	Lower
Lemons (95 count)	Steady	Good	Higher
Lemons (200 count)	Decreasing	Good	Higher
Honeydew (6 ct.)	Increasing	Good	Higher
Cantaloupe (15 count)	Steady	Good	Higher
Blueberries (12 count)	Decreasing	Good	Lower
Strawberries (12 pints)	Steady	Good	Higher
Avocados, Hass (48 count)	Increasing	Good	Higher
Bananas (40 lb)-Term.	Decreasing	Good	Lower
Pineapple (7 ct.)- Term.	Increasing	Good	Higher
Idaho Potato (60 count)	Increasing	Good	Lower
Idaho Potato (70 count)	Increasing	Good	Lower
Idaho Potato (70 count)-Term.	Increasing	Good	Lower
Idaho Potato (90 count)	Decreasing	Good	Lower
Idaho Potato #2 (6 oz. min.)	Decreasing	Good	Lower
Processing Potato (100 lb)	Steady	Good	Higher
Yellow Onions (50 lb)	Decreasing	Good	Lower
Yellow Onions (50 lb)-Term.	Decreasing	Good	Lower
Red Onions (25 lb)-Term.	Decreasing	Good	Higher
White Onions (50 lb)-Term.	Decreasing	Good	Lower
Tomatoes, (large- case)	Steady	Good	Higher
Tomatoes, (5x6, 25 lb.)-Term.	Increasing	Good	Higher
Tomatoes, Vine Ripe, (4x5)	Increasing	Good	Higher
Roma Tomatoes (large- case)	Decreasing	Good	Higher
Roma Tomatoes (xlarge- case)	Decreasing	Good	Higher
Green Peppers (large- case)	Increasing	Good	Higher
Red Peppers (large- 15 lb. cs.)	Increasing	Good	Lower
Iceberg Lettuce (24 count)	Increasing	Good	Lower
Iceberg Lettuce (24 cnt)-Term.	Decreasing	Good	Lower

## Produce Report (continued)

<b>Leaf Lettuce (24 count)</b>	<b>Decreasing</b>	<b>Good</b>	<b>Lower</b>
<b>Romaine Lettuce (24 count)</b>	<b>Increasing</b>	<b>Good</b>	<b>Lower</b>
<b>Mesculin Mix (3 lb)-Term.</b>	<b>Decreasing</b>	<b>Good</b>	<b>Lower</b>
<b>Broccoli (14 cnt.)</b>	<b>Decreasing</b>	<b>Good</b>	<b>Lower</b>
<b>Squash (case)</b>	<b>Decreasing</b>	<b>Good</b>	<b>Higher</b>
<b>Zucchini (case)</b>	<b>Decreasing</b>	<b>Good</b>	<b>Higher</b>
<b>Green Beans (bushel)</b>	<b>Increasing</b>	<b>Good</b>	<b>Higher</b>
<b>Spinach, Flat 24's</b>	<b>Decreasing</b>	<b>Good</b>	<b>Lower</b>
<b>Mushrooms (large), Term.</b>	<b>Steady</b>	<b>Good</b>	<b>Higher</b>
<b>Cucumbers, Bushel</b>	<b>Decreasing</b>	<b>Good</b>	<b>Lower</b>
<b>Pickles (200-300 ct.)-Term.</b>	<b>Steady</b>	<b>Good</b>	<b>Higher</b>
<b>Asparagus (small)</b>	<b>Increasing</b>	<b>Good</b>	<b>Lower</b>
<b>Freight (CA to City Avg.)</b>	<b>Steady</b>	<b>Good</b>	<b>Lower</b>