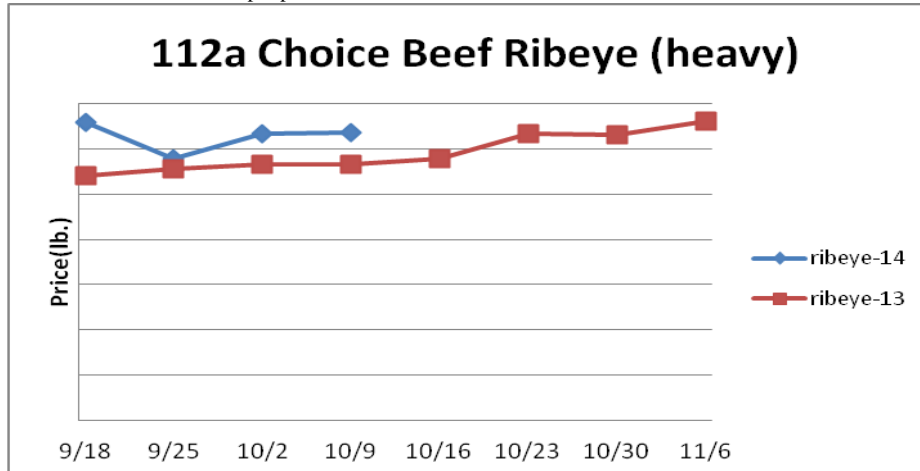


Beef, Veal and Lamb Report

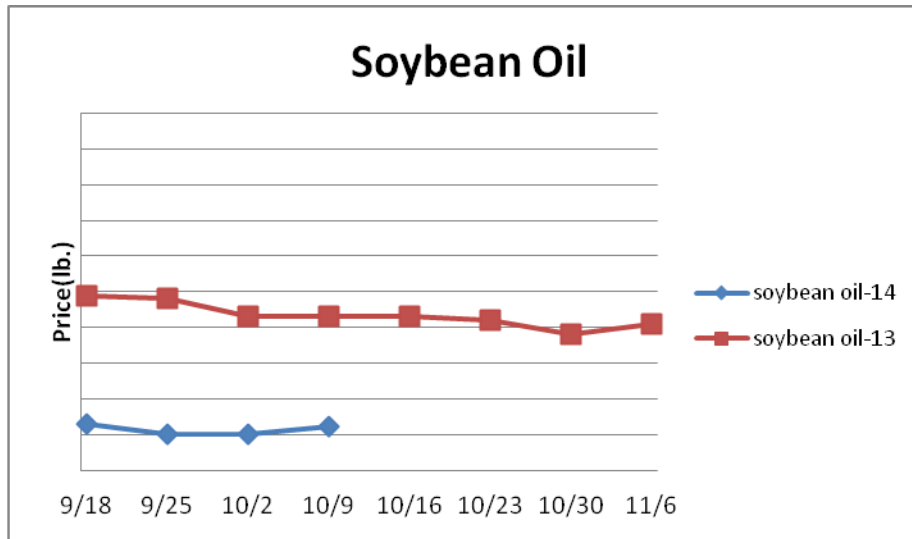
Beef, Veal & Lamb - Beef output last week rose 2% but was 7% less than the same week a year ago. Models are indicating that cattle supplies should be closer to 2013 levels during the next few months but the recent action in the cattle futures markets suggests otherwise. Beef demand remains solid with total shipments last week the largest since December 2012. Solid beef sales along with tempered beef output could support the beef markets in the near term. U.S. beef imports during August were 47% more than the previous year. If this trend continues it could limit the upside in the lean beef trim markets. Last year the 90% domestic beef trim market fell 8.2% during the next eight weeks. Price USDA, FOB per pound



	<u>Market Trend</u>	<u>Supplies</u>	<u>Price vs. Last Year</u>
Live Cattle (Steer)	Increasing	Good	Higher
Ground Beef 81/19	Increasing	Good	Higher
Ground Chuck	Increasing	Good	Higher
109 Export Rib (choice)	Decreasing	Good	Higher
109 Export Rib (prime)	Decreasing	Good	Lower
112a Ribeye (choice)	Increasing	Good	Higher
112a Ribeye (prime)	Increasing	Good	Higher
116 Chuck (choice)	Increasing	Good	Higher
120 Brisket (choice)	Increasing	Good	Higher
121c Outside Skirt (ch/sel.)	Increasing	Good	Higher
167a Knuckle, Trimmed (choice)	Increasing	Good	Higher
168 Inside Round (choice)	Increasing	Good	Higher
174 Short Loin (choice 0x1)	Increasing	Good	Higher
174 Short Loin (prime 2x3)	Decreasing	Good	Higher
180 1x1 Strip (choice)	Increasing	Good	Higher
180 1x1 Strip (prime)	Decreasing	Good	Lower
180 0x1 Strip (choice)	Increasing	Good	Higher
184 Top Butt, boneless (choice)	Increasing	Good	Higher
184 Top Butt, boneless (prime)	Decreasing	Good	Lower
185a Sirloin Flap (choice)	Increasing	Good	Higher
185c Loin, Tri-Tip (choice)	Increasing	Good	Higher
189a Tender (select, 5 lb & up)	Decreasing	Good	Higher
189a Tender (choice, 5 lb & up)	Decreasing	Good	Higher
189a Tender (prime, heavy)	Decreasing	Good	Higher
193 Flank Steak (choice)	Decreasing	Good	Lower
50% Trimmings	Increasing	Good	Higher
65% Trimmings	Steady	Good	Higher
75% Trimmings	Decreasing	Good	Higher
85% Trimmings	Increasing	Good	Higher
90% Trimmings	Decreasing	Good	Higher
90% Imported Beef (frozen)	Decreasing	Good	Higher
Veal Rack (Hotel 7 rib)	Increasing	Good	Higher
Veal Top Round (cap off)	Increasing	Good	Higher

Oil and Grains Report

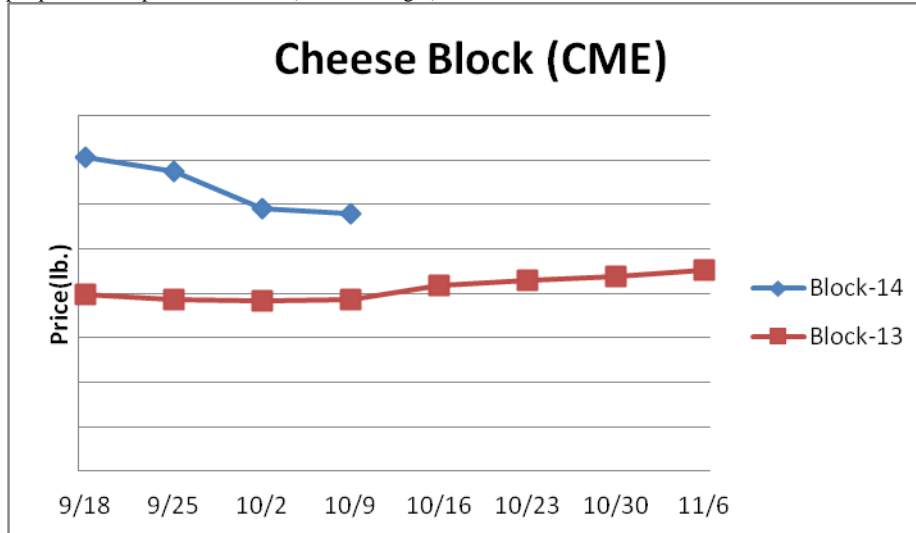
Oil & Grains- Oil, Grains, Misc- Winter wheat plantings is progressing domestically achieving 56% complete last week. The wheat markets could carve out a bottom soon. Prices USDA, FOB.



	<u>Market Trend</u>	<u>Supplies</u>	<u>Price vs. Last Year</u>
Soybeans	Decreasing	Good	Lower
Crude Soybean Oil	Increasing	Good	Lower
Soymeal	Decreasing	Good	Lower
Corn	Increasing	Good	Lower
Crude Corn Oil	Steady	Good	Lower
Distillers Grain, Dry	Decreasing	Good	Lower
Crude Palm Oil	Decreasing	Good	Lower
Hard Red Winter Wheat	Increasing	Good	Lower
Dark Northern Spring Wheat	Increasing	Good	Lower
High Fructose	Increasing	Good	Lower
Durum Wheat	Increasing	Good	Higher

Dairy Report

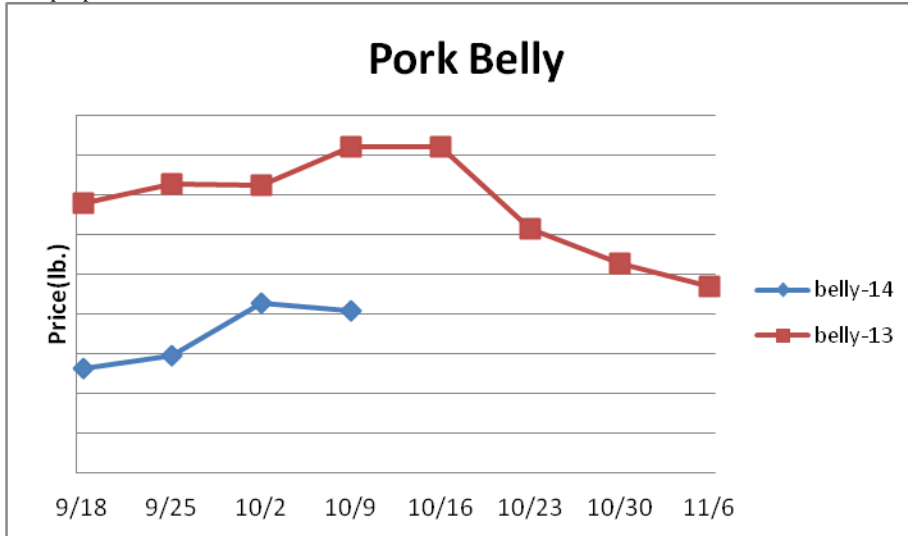
Dairy - The butter market remains historically inflated. However, the record premium in domestic butter to the international markets could help improve supplies in the coming months. U.S. butter imports during August were up 51.2% versus the previous year and butter exports declined sharply. Even better butter import growth is anticipated this fall which, along with expanding milk production, should weigh on the butter markets. The cheese markets have softened in the last week. Still, the greater price risk in the cheese markets remains to the downside. The cheese Prices per pound, except Class I Cream (hundred weight), from USDA.



	<u>Market Trend</u>	<u>Supplies</u>	<u>Price vs. Last Year</u>
Cheese Barrels- CME	Decreasing	Good	Higher
Cheese 40 lb Blocks- CME	Decreasing	Good	Higher
American Cheese	Decreasing	Good	Higher
Cheddar Cheese	Decreasing	Good	Higher
Mozzarella Cheese	Decreasing	Good	Higher
Provolone Cheese	Decreasing	Good	Higher
Parmesan Cheese	Decreasing	Good	Higher
Butter- One lb Solids	Decreasing	Good	Higher
Nonfat Dry Milk	Increasing	Good	Lower
Whey, Dry	Decreasing	Good	Higher
Class I Milk Base	Steady	Good	Higher
Class II Cream (Heavy Cream)	Decreasing	Good	Higher
Class III Milk- CME	Increasing	Good	Higher
Class IV Milk- CME	Decreasing	Good	Lower

Pork Report

Pork- Pork production last week declined .1% and was 3.2% less than the previous year. Hog supplies are seasonally improving but the gains have been tempered by PEDv. Pork production is anticipated to remain below the prior year levels into next spring. Thus any further fall pork market declines are likely to be only modest. Elevated prices have mitigated pork export demand. The U.S. exported 12% less product during August compared to 2013. Prices USDA, FOB per pound



	<u>Market Trend</u>	<u>Supplies</u>	<u>Price vs. Last Year</u>
Live Hogs	Decreasing	Good	Higher
Belly (bacon)	Decreasing	Good	Lower
Spare Rib (4.25 & down)	Increasing	Good	Higher
Ham (23-27 lb)	Increasing	Good	Higher
Loin (bone-in)	Decreasing	Good	Higher
Baby Back Rib (1.75 & up)	Decreasing	Good	Higher
Tenderloin (1.25 lb)	Increasing	Good	Higher
Boston Butt, untrimmed 4-8 lb.	Decreasing	Good	Higher
Picnic, untrimmed	Increasing	Good	Higher
SS Picnic, smoker trim boxed	Increasing	Good	Higher
42% Trimmings	Increasing	Good	Higher
72% Trimmings	Increasing	Good	Higher

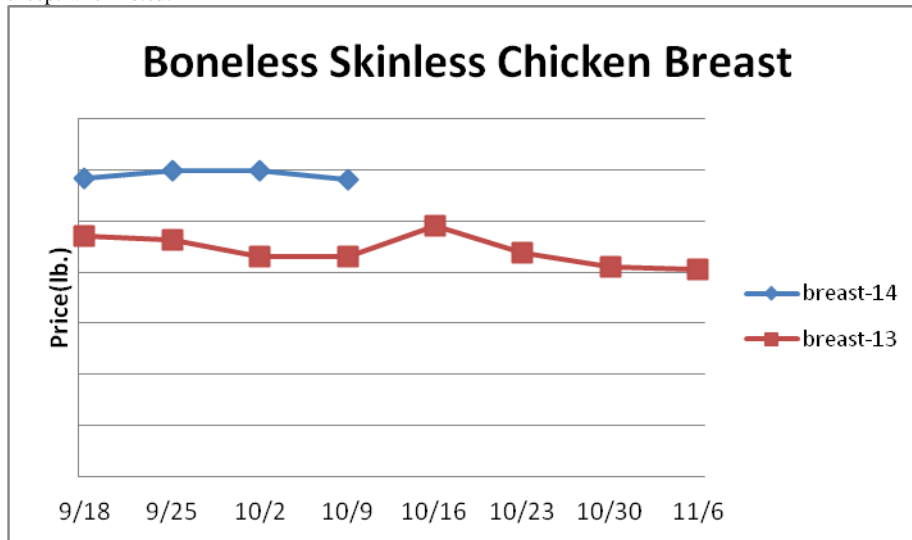
Canned Tomato Report

Tomato Products, Canned– The U.S. tomato for canning harvest is winding down and is estimated to be 17% larger than the previous year. The canned tomato markets could soften some this fall. Prices per case (6/10) FOB, unless noted from ARA

	<u>Market Trend</u>	<u>Supplies</u>	<u>Price vs. Last Year</u>
Whole Peeled Standard	Steady	Good	Same
Diced, Fancy	Steady	Good	Same
Ketchup, 33%	Steady	Good	Same
Tomato Paste- Ind.	Steady	Good	Same

Poultry Report

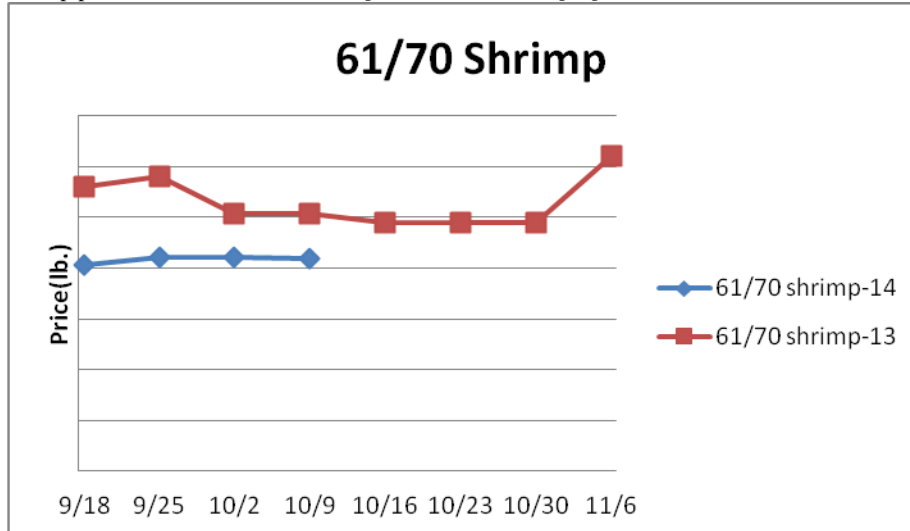
Poultry -Chicken output for the week ending September 27th rose .5% from the previous week and was 4.5% more than the same week a year ago. The USDA is forecasting chicken production this fall to be 1.7% larger than last year. However, chick placement data and heavier bird weights indicate that chicken output expansion could be more intense. The chicken breast markets have remained stubbornly inflated during the last few weeks. Still, chicken breast demand is starting to wane which could influence the breast markets downward. The chicken wing markets have reached their highest levels in 18 months as wing demand seasonally escalates. Some modest chicken wing price relief is anticipated during November where the five year average move during the month is lower by 4%. Prices USDA, FOB per pound except when noted.



	<u>Market Trend</u>	<u>Supplies</u>	<u>Price vs. Last Year</u>
Whole Chicken (2.5-3 lb-GA)	Steady	Good	Higher
Chicken Wings, Whole	Increasing	Good	Higher
Chicken Wings, Jumbo Cut	Increasing	Good	Higher
Chicken Breast, Bone-In	Steady	Good	Higher
Chicken Breast, Bnless Sknless	Decreasing	Good	Higher
Chicken Tender (random)	Steady	Good	Higher
Chicken Tender (sized)	Steady	Good	Higher
Chicken Legs (whole)	Increasing	Good	Lower
Chicken Leg Quarters	Steady	Good	Lower
Chicken Thighs, bone in	Decreasing	Good	Lower
Chicken Thighs, boneless	Decreasing	Good	Lower
Large Eggs	Increasing	Good	Higher
Medium Eggs	Increasing	Good	Higher
Whole Eggs- Liq	Increasing	Good	Higher
Egg Whites- Liq	Decreasing	Good	Higher
Egg Yolks- Liq	Decreasing	Good	Lower
Whole Turkey (8-16 lb)	Increasing	Good	Higher
Turkey Breast- Bnls/Sknls	Decreasing	Good	Higher

Seafood Report

Seafood - U.S. shrimp imports have been strong. During August, the U.S. imported 4.5% more shrimp than the prior year marking the largest total since December 2010. A rising U.S. dollar and solid imports could weigh on shrimp prices in the coming months. But persisting Thailand shrimp output challenges may temper any pending shrimp price declines. Prices for fresh product, unless noted, per pound from Fisheries Market News



	<u>Market Trend</u>	<u>Supplies</u>	<u>Price vs. Last Year</u>
Salmon, Whole (10-12 lb)	n/a	Good	n/a
Catfish, Filets	n/a	Good	n/a
Trout, Drn. (8-14 oz)	n/a	Good	n/a
Shrimp (16-20 count)	Increasing	Good	Higher
Shrimp (61-70 count)	Decreasing	Good	Lower
Shrimp, Tiger (26-30 count)	Increasing	Good	Higher
Snow Crab Legs (5-8 oz)	Steady	Good	Higher
Snow Crab Legs (8 oz up)	Steady	Good	Lower
Cod Tails, 3-7 oz. Frz.	Steady	Good	Lower
Cod Loins, 3-12 oz. Frz.	Steady	Good	Higher
Salmon Portions, 4-8 oz. Frz.	Steady	Good	Higher

Bean, Rice, Coffee and Sugar Report

	<u>Market Trend</u>	<u>Supplies</u>	<u>Price vs. Last Year</u>
Pinto Beans	Decreasing	Good	Lower
Black Beans	Steady	Good	Lower
Rice, Long Grain	Steady	Good	Lower
Coffee Beans	Increasing	Good	Higher
Sugar	Increasing	Good	Higher
Honey	Steady	Good	Higher

Paper Product Report

	<u>Market Trend</u>	<u>Supplies</u>	<u>Price vs. Last Year</u>
Wood Pulp (paper)			
NBSK- Paper napkin	Steady	Good	Higher
42 lb. Linerboard-corrugated box	Steady	Good	Lower
Plastic Resins (plastic, foam)			
PS-CHH-utensils, cups, to-go cont.	Steady	Good	Higher
PP-HIGP-heavy grade utensils	Steady	Good	Higher
PE-LLD-can liners, film, bags	Steady	Good	Higher

Retail Price Change from Prior Month

	<u>Aug-14</u>	<u>Jul-14</u>	<u>Jun-14</u>
Beef and Veal	Increasing	Increasing	Increasing
Dairy	Increasing	Increasing	Decreasing
Pork	Increasing	Increasing	Increasing
Chicken	Increasing	Increasing	Increasing
Fresh Fish and Seafood	Increasing	Decreasing	Increasing
Fresh Fruits and Vegetables	Decreasing	Decreasing	Decreasing

Processed Fruits and Vegetables Report

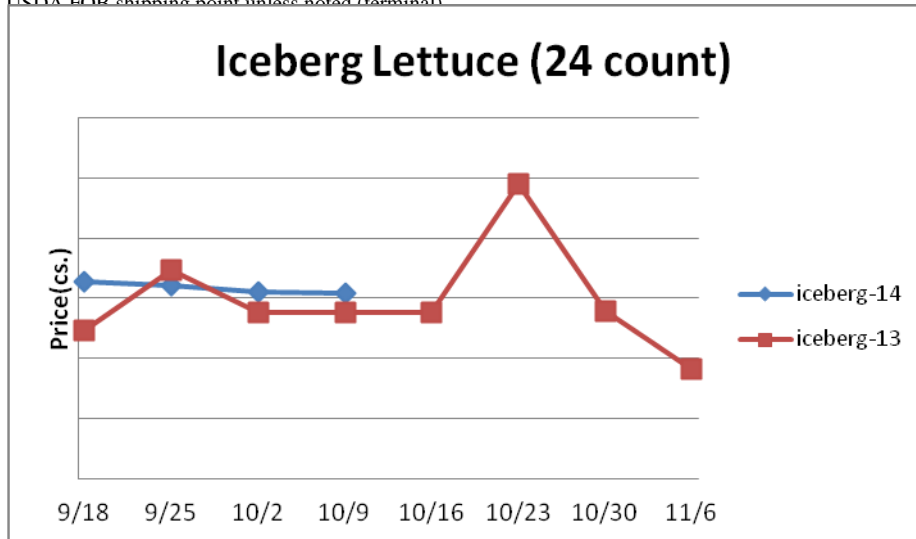
Processed Fruits and Vegetables - The 2014 vegetable for processing harvest season is culminating. Some modest price relief for processed vegetables could develop in the near term. Prices FOB per case from ARA.

<u>Canned 6/10</u>	<u>Market Trend</u>	<u>Supplies</u>	<u>Price vs. Last Year</u>
Corn, Fancy Whole Kernel	Steady	Good	Same
Green Beans, Fancy 4 sv	Steady	Good	Same
Green Peas, Fancy 4 sv/blend	Steady	Good	Same
<u>Frozen</u>			
Corn, Cob 96 count	Steady	Good	Same
Corn, Kernel 12/2.5 lb.	Steady	Good	Same
Green Beans, Cut 12/2 lb.	Steady	Good	Same
Green Peas, 12/2.5 lb.	Steady	Good	Same
Potatoes, FF Fancy, 6/5 lb.	Steady	Good	Same

Produce Report

Produce - The lettuce markets continue to trend at elevated levels as supplies remain subpar. Iceberg lettuce shipments are trending 3% below the previous season. The lettuce markets could remain somewhat supported for the next several weeks. The tomato markets have been oversupplied for the last few months. However, adverse weather in Mexico as of late is expected to shorten the available tomato supply later this fall. The greater price risk in the tomato markets remains to the upside. Avocado prices usually soften in November despite a declining domestic supply. Prices

USDA FOB shipping point unless noted (terminal)



	<u>Market Trend</u>	<u>Supplies</u>	<u>Price vs. Last Year</u>
Limes (150 count)	Steady	Good	Lower
Lemons (95 count)	Steady	Good	Higher
Lemons (200 count)	Steady	Good	Higher
Honeydew (6 ct.)	Decreasing	Good	Higher
Cantaloupe (15 count)	Increasing	Good	Higher
Blueberries (12 count)	Increasing	Good	Same
Strawberries (12 pints)	Steady	Good	Higher
Avocados, Hass (48 count)	Decreasing	Good	Lower
Bananas (40 lb)-Term.	Increasing	Good	Higher
Pineapple (7 ct.)- Term.	Decreasing	Good	Lower
Idaho Potato (60 count)	Increasing	Good	Lower
Idaho Potato (70 count)	Increasing	Good	Lower
Idaho Potato (70 count)-Term.	Decreasing	Good	Lower
Idaho Potato (90 count)	Steady	Good	Lower
Idaho Potato #2 (6 oz. min.)	Decreasing	Good	Lower
Processing Potato (100 lb)	Increasing	Good	Higher
Yellow Onions (50 lb)	Decreasing	Good	Lower
Yellow Onions (50 lb)-Term.	Increasing	Good	Higher
Red Onions (25 lb)-Term.	Decreasing	Good	Higher
White Onions (50 lb)-Term.	Increasing	Good	Higher
Tomatoes, (large- case)	Increasing	Good	Same
Tomatoes, (5x6, 25 lb.)-Term.	Increasing	Good	Lower
Tomatoes, Vine Ripe, (4x5)	Increasing	Good	Same
Roma Tomatoes (large- case)	Increasing	Good	Lower
Roma Tomatoes (xlarge- case)	Increasing	Good	Lower
Green Peppers (large- case)	Increasing	Good	Lower
Red Peppers (large- 15 lb. cs.)	Decreasing	Good	Lower
Iceberg Lettuce (24 count)	Decreasing	Good	Higher
Iceberg Lettuce (24 cnt)-Term.	Increasing	Good	Higher

Produce Report (continued)

Leaf Lettuce (24 count)	Decreasing	Good	Higher
Romaine Lettuce (24 count)	Increasing	Good	Higher
Mesculin Mix (3 lb)-Term.	Decreasing	Good	Lower
Broccoli (14 cnt.)	Decreasing	Good	Lower
Squash (case)	Decreasing	Good	Higher
Zucchini (case)	Decreasing	Good	Higher
Green Beans (bushel)	Increasing	Good	Higher
Spinach, Flat 24's	Increasing	Good	Lower
Mushrooms (large), Term.	Increasing	Good	Higher
Cucumbers, Bushel	Increasing	Good	Higher
Pickles (200-300 ct.)-Term.	Decreasing	Good	Higher
Asparagus (small)	Decreasing	Good	Higher
Freight (CA to City Avg.)	Decreasing	Good	Higher