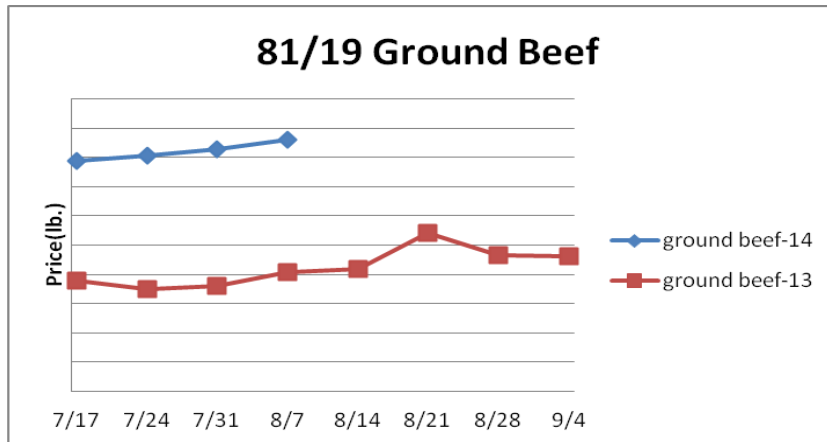


# Beef, Veal and Lamb Report

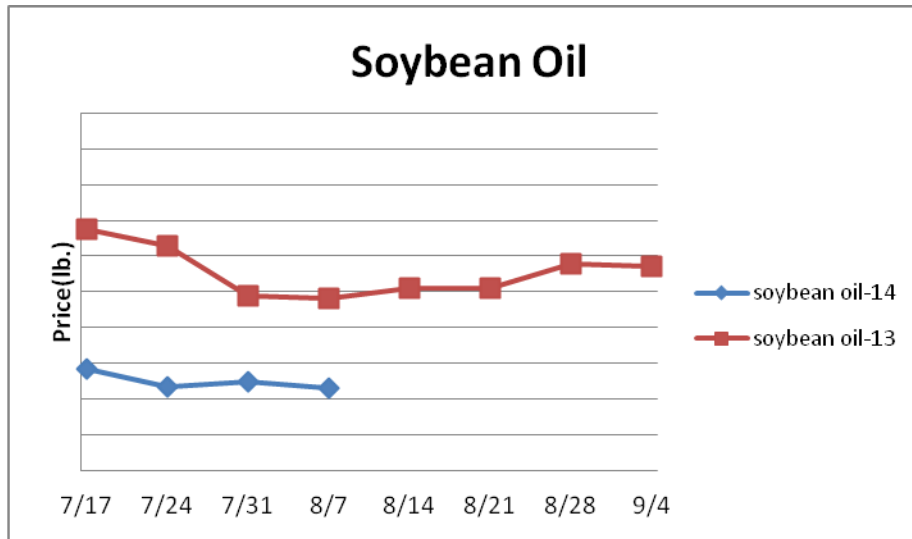
**Beef, Veal & Lamb-** Beef production last week rose .7% but was 7% less than a year ago. Tight cattle supplies are expected to continue to limit beef output in the coming months. The USDA is forecasting fall 2014 beef production to track 4.3% below the previous year. Beef demand has slowed some during the last week which is typical for the mid-summer. Forward beef sales last week were the smallest for any week in nearly a year. This suggests that beef retail feature activity next month will be minimal which could be accompanied with some price relief in the ground beef and trim markets. However, elevated cull cow prices may limit any forthcoming price declines in lean beef trim. Price USDA, FOB per pound.



	<u>Market Trend</u>	<u>Supplies</u>	<u>Price vs. Last Year</u>
Live Cattle (Steer)	Decreasing	Good	Higher
Ground Beef 81/19	Increasing	Good	Higher
Ground Chuck	Decreasing	Good	Higher
109 Export Rib (choice)	Decreasing	Good	Higher
109 Export Rib (prime)	Decreasing	Good	Higher
112a Ribeye (choice)	Increasing	Good	Higher
112a Ribeye (prime)	Decreasing	Good	Higher
116 Chuck (choice)	Decreasing	Good	Higher
120 Brisket (choice)	Decreasing	Good	Higher
121c Outside Skirt (ch/sel.)	Increasing	Good	Higher
167a Knuckle, Trimmed (choice)	Increasing	Good	Higher
168 Inside Round (choice)	Increasing	Good	Higher
174 Short Loin (choice 0x1)	Increasing	Good	Higher
174 Short Loin (prime 2x3)	Increasing	Good	Higher
180 1x1 Strip (choice)	Increasing	Good	Higher
180 1x1 Strip (prime)	Decreasing	Good	Higher
180 0x1 Strip (choice)	Increasing	Good	Higher
184 Top Butt, boneless (choice)	Decreasing	Good	Higher
184 Top Butt, boneless (prime)	Increasing	Good	Higher
185a Sirloin Flap (choice)	Decreasing	Good	Higher
185c Loin, Tri-Tip (choice)	Increasing	Good	Higher
189a Tender (select, 5 lb & up)	Decreasing	Good	Higher
189a Tender (choice, 5 lb & up)	Decreasing	Good	Higher
189a Tender (prime, heavy)	Decreasing	Good	Higher
193 Flank Steak (choice)	Increasing	Good	Higher
50% Trimmings	Increasing	Good	Higher
65% Trimmings	Increasing	Good	Higher
75% Trimmings	Increasing	Good	Higher
85% Trimmings	Increasing	Good	Higher
90% Trimmings	Increasing	Good	Higher
90% Imported Beef (frozen)	Increasing	Good	Higher
Veal Rack (Hotel 7 rib)	Increasing	Good	Higher
Veal Top Round (cap off)	Increasing	Good	Higher

# Oil and Grains Report

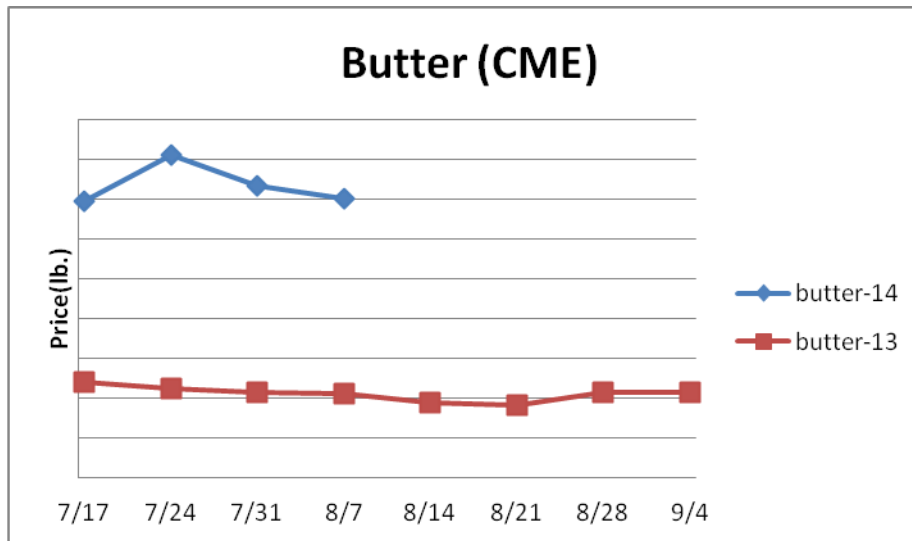
**Oil & Grains & Misc** - The USDA ratings for the domestic corn crop last week were the best for the date in 10 years. Lower feed prices this fall should encourage protein and dairy output expansion. Prices USDA, FOB.



	<u>Market Trend</u>	<u>Supplies</u>	<u>Price vs. Last Year</u>
<b>Soybeans</b>	Decreasing	Good	Lower
<b>Crude Soybean Oil</b>	Decreasing	Good	Lower
<b>Soymeal</b>	Decreasing	Good	Higher
<b>Corn</b>	Decreasing	Good	Lower
<b>Crude Corn Oil</b>	Steady	Good	Lower
<b>Distillers Grain, Dry</b>	Increasing	Good	Lower
<b>Crude Palm Oil</b>	Decreasing	Good	Higher
<b>Hard Red Winter Wheat</b>	Increasing	Good	Lower
<b>Dark Northern Spring Wheat</b>	Increasing	Good	Lower
<b>High Fructose Corn Syrup</b>	Steady	Good	Lower
<b>Durum Wheat</b>	Decreasing	Good	Higher

# Dairy Report

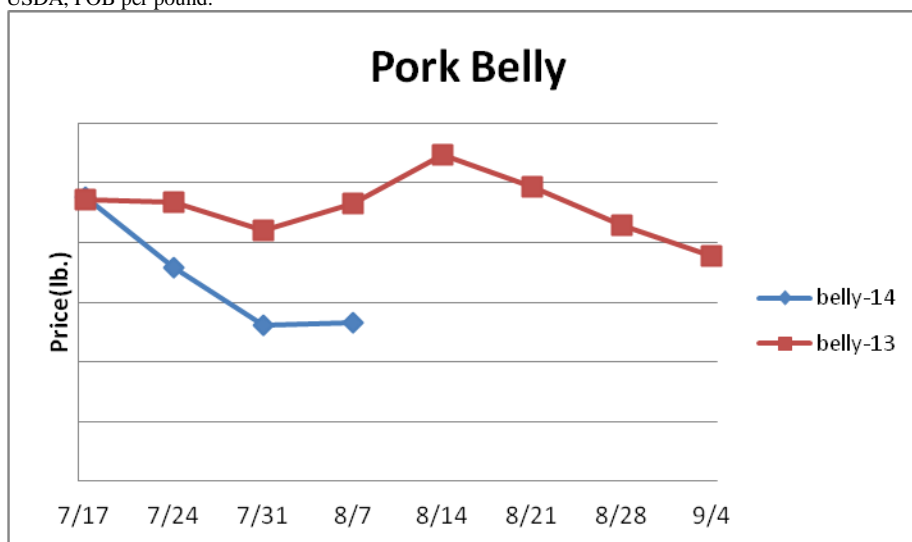
**Dairy-** The butter market has weakened from last week but still remains historically inflated. Butter stocks remain historically limited and butter production is not anticipated to begin to seasonally expand until next month. This could limit butter market declines during the next few weeks. Still, the greater longer term price risk in butter remains to the downside. The CME cheese markets have rebounded this week due in a large part to cyclically falling milk production. Usually the CME cheese block and barrel markets firm during the next few weeks before turning lower. Prices per pound, except Class I Cream (hundred weight), from USDA.



	<u>Market Trend</u>	<u>Supplies</u>	<u>Price vs. Last Year</u>
<b>Cheese Barrels- CME</b>	Increasing	Good	Higher
<b>Cheese 40 lb Blocks- CME</b>	Increasing	Good	Higher
<b>American Cheese</b>	Decreasing	Good	Higher
<b>Cheddar Cheese</b>	Decreasing	Good	Lower
<b>Mozzarella Cheese</b>	Decreasing	Good	Higher
<b>Provolone Cheese</b>	Steady	Good	Higher
<b>Parmesan Cheese</b>	Decreasing	Good	Higher
<b>Butter- One lb Solids</b>	Decreasing	Good	Higher
<b>Nonfat Dry Milk</b>	Decreasing	Good	Higher
<b>Whey, Dry</b>	Decreasing	Good	Higher
<b>Class I Milk Base</b>	Steady	Good	Higher
<b>Class II Cream (Heavy Cream)</b>	Decreasing	Good	Higher
<b>Class III Milk- CME</b>	Increasing	Good	Higher
<b>Class IV Milk- CME</b>	Decreasing	Good	Higher

# Pork Report

**Pork** - Pork output last week rose .2% but was 3.3% less than the same week a year ago. Heavy hog weights continue to partially offset the tighter hog supply which is likely to continue. Further, hog supplies should begin to seasonally improve shortly. The USDA is projecting fall pork output to be nearly 9% better than the summer, although well below the fall of 2013. This should cause some modest weakness in the pork markets in the coming months. Prices USDA, FOB per pound.



	<u>Market Trend</u>	<u>Supplies</u>	<u>Price vs. Last Year</u>
<b>Live Hogs</b>	Decreasing	Good	Higher
<b>Belly (bacon)</b>	Increasing	Good	Lower
<b>Spare Rib (4.25 &amp; down)</b>	Decreasing	Good	Higher
<b>Ham (23-27 lb)</b>	Decreasing	Good	Higher
<b>Loin (bone-in)</b>	Decreasing	Good	Higher
<b>Baby Back Rib (1.75 &amp; up)</b>	Decreasing	Good	Higher
<b>Tenderloin (1.25 lb)</b>	Decreasing	Good	Higher
<b>Boston Butt, untrimmed 4-8 lb.</b>	Decreasing	Good	Higher
<b>Picnic, untrimmed</b>	Decreasing	Good	Higher
<b>SS Picnic, smoker trim boxed</b>	Increasing	Good	Higher
<b>42% Trimmings</b>	Increasing	Good	Lower
<b>72% Trimmings</b>	Decreasing	Good	Higher

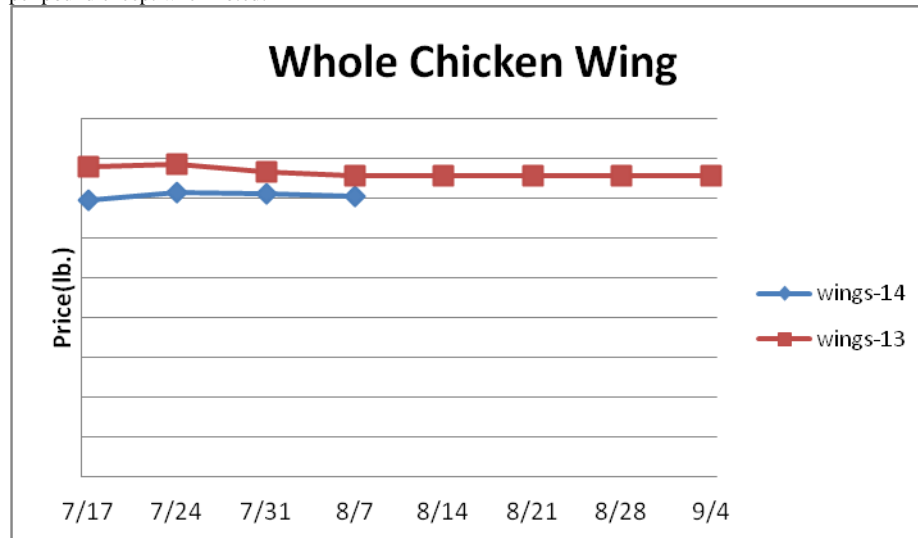
# Canned Tomato Report

**Tomato Products, Canned** - The California tomato for processing harvest is progressing at a rate 25% better than last year. Inflated raw product costs could limit any canned tomato seasonal price declines. Prices per case (6/10) FOB, unless noted from ARA.

	<u>Market Trend</u>	<u>Supplies</u>	<u>Price vs. Last Year</u>
<b>Whole Peeled Standard</b>	Steady	Good	Same
<b>Diced, Fancy</b>	Steady	Good	Same
<b>Ketchup, 33%</b>	Steady	Good	Same
<b>Tomato Paste- Ind.</b>	Steady	Good	Same

# Poultry Report

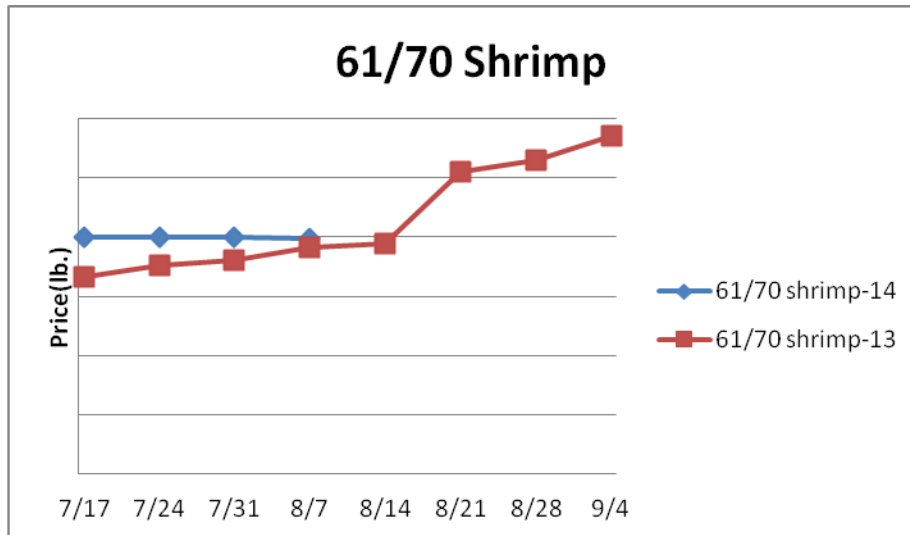
**Poultry-** Chicken production for the week ending July 26th rose 2% from the previous week and was 2.8% more than the same week a year ago. Recent broiler egg set data suggests that modest chicken output expansion versus 2013 should be anticipated in the coming months but abnormally high egg loss may temper any chicken production gains. The chicken wing markets have begun to seasonally firm, rising nearly 8% during the last month. Chicken wing demand is expected to escalate as the football season gets underway. Typically the chicken wing markets will rise roughly 6% during the next six weeks. The chicken breast markets have softened as of late but are expected to find temporary support shortly. But even lower chicken breast markets are anticipated during September. Prices USDA, FOB per pound except when noted.



	<u>Market Trend</u>	<u>Supplies</u>	<u>Price vs. Last Year</u>
Whole Chicken (2.5-3 lb-GA)	Steady	Good	Higher
Chicken Wings, Whole	Decreasing	Good	Lower
Chicken Wings, Jumbo Cut	Increasing	Good	Lower
Chicken Breast, Bone-In	Steady	Good	Higher
Chicken Breast, Bnless Sknless	Decreasing	Good	Higher
Chicken Tender (random)	Decreasing	Good	Higher
Chicken Tender (sized)	Decreasing	Good	Higher
Chicken Legs (whole)	Increasing	Good	Lower
Chicken Leg Quarters	Steady	Good	Higher
Chicken Thighs, bone in	Increasing	Good	Lower
Chicken Thighs, boneless	Decreasing	Good	Lower
Large Eggs	Increasing	Good	Higher
Medium Eggs	Steady	Good	Higher
Whole Eggs- Liq	Increasing	Good	Higher
Egg Whites- Liq	Decreasing	Good	Higher
Egg Yolks- Liq	Steady	Good	Lower
Whole Turkey (8-16 lb)	Increasing	Good	Higher
Turkey Breast- Bnls/Sknls	Decreasing	Good	Higher

# Seafood Report

**Seafood** - The Newfoundland snow crab fishing season has essentially closed with 96% of the quota landed as of July 31st. The total Newfoundland snow crab harvest this year at 49,823 metric tons was 2% less than last year and the smallest since at least 2010. Relatively firm snow crab leg prices are expected to persevere throughout most of the fall. Prices for fresh product, unless noted, per pound from Fisheries Market News.



	<u>Market Trend</u>	<u>Supplies</u>	<u>Price vs. Last Year</u>
Salmon, Whole (10-12 lb)	n/a	Good	n/a
Catfish, Filets	n/a	Good	n/a
Trout, Drn. (8-14 oz)	n/a	Good	n/a
Shrimp (16-20 count)	Increasing	Good	Higher
Shrimp (61-70 count)	Decreasing	Good	Higher
Shrimp, Tiger (26-30 count)	Decreasing	Good	Higher
Snow Crab Legs (5-8 oz)	Steady	Good	Higher
Snow Crab Legs (8 oz up)	Steady	Good	Lower
Cod Tails, 3-7 oz. Frz.	Steady	Good	Lower
Cod Loins, 3-12 oz. Frz.	Steady	Good	Higher
Salmon Portions, 4-8 oz. Frz.	Steady	Good	Higher

## Bean, Rice, Coffee and Sugar Report

	<u>Market Trend</u>	<u>Supplies</u>	<u>Price vs. Last Year</u>
<b>Pinto Beans</b>	Increasing	Good	Lower
<b>Black Beans</b>	Steady	Good	Lower
<b>Rice, Long Grain</b>	Decreasing	Good	Lower
<b>Coffee Beans</b>	Increasing	Good	Higher
<b>Sugar</b>	Increasing	Good	Higher
<b>Honey</b>	Steady	Good	Lower

## Paper Product Report

	<u>Market Trend</u>	<u>Supplies</u>	<u>Price vs. Last Year</u>
Wood Pulp (paper)			
<b>NBSK- Paper napkin</b>	n/a	Good	n/a
<b>42 lb. Linerboard-corrugated box</b>	n/a	Good	n/a
Plastic Resins (plastic, foam)			
<b>PS-CHH-utensils, cups, to-go cont.</b>	Steady	Good	Higher
<b>PP-HIGP-heavy grade utensils</b>	Steady	Good	Lower
<b>PE-LLD-can liners, film, bags</b>	Steady	Good	Higher

## Retail Price Change from Prior Month

	<u>Jun-14</u>	<u>May-14</u>	<u>Apr-14</u>
<b>Beef and Veal</b>	Increasing	Increasing	Increasing
<b>Dairy</b>	Decreasing	Increasing	Increasing
<b>Pork</b>	Increasing	Increasing	Increasing
<b>Chicken</b>	Increasing	Increasing	Decreasing
<b>Fresh Fish and Seafood</b>	Increasing	Increasing	Increasing
<b>Fresh Fruits and Vegetables</b>	Decreasing	Increasing	Increasing



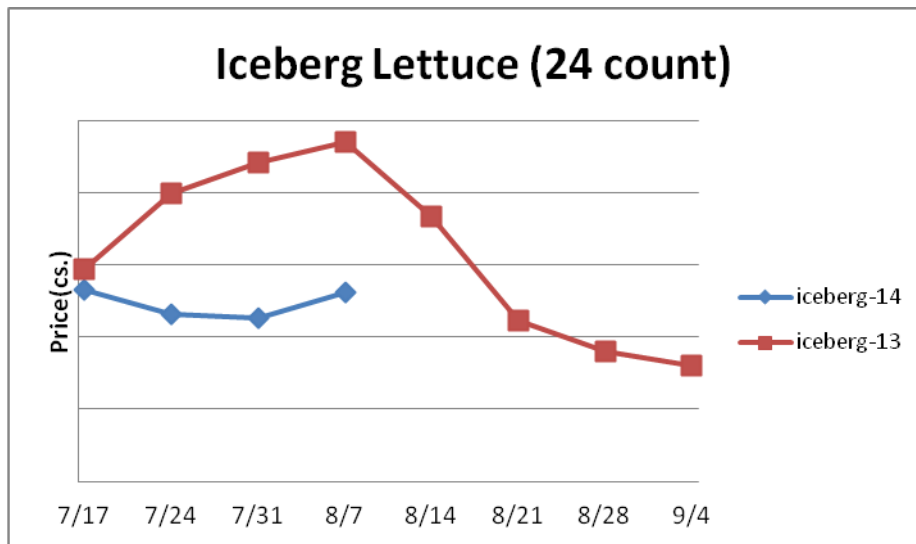
# Processed Fruits and Vegetables Report

**Processed Fruits and Vegetables** - The green bean and corn for processing harvests will advance in the coming weeks. The processed vegetable markets are steady. Prices FOB per case from ARA

<u>Canned 6/10</u>	<u>Market Trend</u>	<u>Supplies</u>	<u>Price vs. Last Year</u>
<b>Corn, Fancy Whole Kernel</b>	<b>Steady</b>	<b>Good</b>	<b>Same</b>
<b>Green Beans, Fancy 4 sv</b>	<b>Steady</b>	<b>Good</b>	<b>Same</b>
<b>Green Peas, Fancy 4 sv/blend</b>	<b>Steady</b>	<b>Good</b>	<b>Same</b>
<u>Frozen</u>			
<b>Corn, Cob 96 count</b>	<b>Steady</b>	<b>Good</b>	<b>Same</b>
<b>Corn, Kernel 12/2.5 lb.</b>	<b>Steady</b>	<b>Good</b>	<b>Same</b>
<b>Green Beans, Cut 12/2 lb.</b>	<b>Steady</b>	<b>Good</b>	<b>Same</b>
<b>Green Peas, 12/2.5 lb.</b>	<b>Steady</b>	<b>Good</b>	<b>Same</b>
<b>Potatoes, FF Fancy, 6/5 lb.</b>	<b>Steady</b>	<b>Good</b>	<b>Same</b>

## Produce Report

**Produce** - The tomato markets continue to trade at engaging levels. Tomato supplies are expected to remain adequate during the next few weeks which could cause fairly attractive tomato prices to persist. The 2014 fall Idaho potato harvest is slowly getting underway with the initial pricing at some of the lowest levels in a decade. Storage potato supplies are declining sharply which, along with a gradually building harvest, could help influence the Idaho potato markets upward in the near term. But any potato price increases this month will likely be given back during September. Prices USDA FOB shipping point unless noted (terminal).



	<u>Market Trend</u>	<u>Supplies</u>	<u>Price vs. Last Year</u>
<b>Limes (150 count)</b>	Steady	Good	Higher
<b>Lemons (95 count)</b>	Steady	Good	Higher
<b>Lemons (200 count)</b>	Increasing	Good	Higher
<b>Honeydew (6 ct.)</b>	Decreasing	Good	Higher
<b>Cantaloupe (15 count)</b>	Decreasing	Good	Same
<b>Blueberries (12 count)</b>	Increasing	Good	Higher
<b>Strawberries (12 pints)</b>	Decreasing	Good	Same
<b>Avocados, Hass (48 count)</b>	Decreasing	Good	Lower
<b>Bananas (40 lb)-Term.</b>	Decreasing	Good	Lower
<b>Pineapple (7 ct.)- Term.</b>	Decreasing	Good	Lower
<b>Idaho Potato (60 count)</b>	Increasing	Good	Lower
<b>Idaho Potato (70 count)</b>	Increasing	Good	Lower
<b>Idaho Potato (70 count)-Term.</b>	Decreasing	Good	Lower
<b>Idaho Potato (90 count)</b>	Increasing	Good	Lower
<b>Idaho Potato #2 (6 oz. min.)</b>	Increasing	Good	Lower
<b>Processing Potato (100 lb)</b>	Same	Good	Same
<b>Yellow Onions (50 lb)</b>	Decreasing	Good	Higher
<b>Yellow Onions (50 lb)-Term.</b>	Decreasing	Good	Higher
<b>Red Onions (25 lb)-Term.</b>	Increasing	Good	Higher

Market Report provided by American Restaurant Association-  
[www.AmericanRestaurantAssociation.com](http://www.AmericanRestaurantAssociation.com)- 941-379-2228

<b>White Onions (50 lb)-Term.</b>	<b>Increasing</b>	<b>Good</b>	<b>Higher</b>
<b>Tomatoes, (large- case)</b>	<b>Same</b>	<b>Good</b>	<b>Lower</b>
<b>Tomatoes, (5x6, 25 lb.)-Term.</b>	<b>Increasing</b>	<b>Good</b>	<b>Lower</b>
<b>Tomatoes, Vine Ripe, (4x5)</b>	<b>Same</b>	<b>Good</b>	<b>Lower</b>
<b>Roma Tomatoes (large- case)</b>	<b>Decreasing</b>	<b>Good</b>	<b>Lower</b>
<b>Roma Tomatoes (xlarge- case)</b>	<b>Decreasing</b>	<b>Good</b>	<b>Lower</b>
<b>Green Peppers (large- case)</b>	<b>Decreasing</b>	<b>Good</b>	<b>Lower</b>
<b>Red Peppers (large- 15 lb. cs.)</b>	<b>Decreasing</b>	<b>Good</b>	<b>Lower</b>
<b>Iceberg Lettuce (24 count)</b>	<b>Increasing</b>	<b>Good</b>	<b>Lower</b>
<b>Iceberg Lettuce (24 cnt)-Term.</b>	<b>Increasing</b>	<b>Good</b>	<b>Lower</b>

## Produce Report (continued)

<b>Leaf Lettuce (24 count)</b>	<b>Increasing</b>	<b>Good</b>	<b>Lower</b>
<b>Romaine Lettuce (24 count)</b>	<b>Increasing</b>	<b>Good</b>	<b>Higher</b>
<b>Mesculin Mix (3 lb)-Term.</b>	<b>Decreasing</b>	<b>Good</b>	<b>Higher</b>
<b>Broccoli (14 cnt.)</b>	<b>Decreasing</b>	<b>Good</b>	<b>Lower</b>
<b>Squash (case)</b>	<b>Decreasing</b>	<b>Good</b>	<b>Lower</b>
<b>Zucchini (case)</b>	<b>Increasing</b>	<b>Good</b>	<b>Lower</b>
<b>Green Beans (bushel)</b>	<b>Decreasing</b>	<b>Good</b>	<b>Lower</b>
<b>Spinach, Flat 24's</b>	<b>Increasing</b>	<b>Good</b>	<b>Lower</b>
<b>Mushrooms (large), Term.</b>	<b>Steady</b>	<b>Good</b>	<b>Lower</b>
<b>Cucumbers, Bushel</b>	<b>Increasing</b>	<b>Good</b>	<b>Lower</b>
<b>Pickles (200-300 ct.)-Term.</b>	<b>Decreasing</b>	<b>Good</b>	<b>Lower</b>
<b>Asparagus (small)</b>	<b>Decreasing</b>	<b>Good</b>	<b>Lower</b>
<b>Freight (CA to City Avg.)</b>	<b>Increasing</b>	<b>Good</b>	<b>Lower</b>