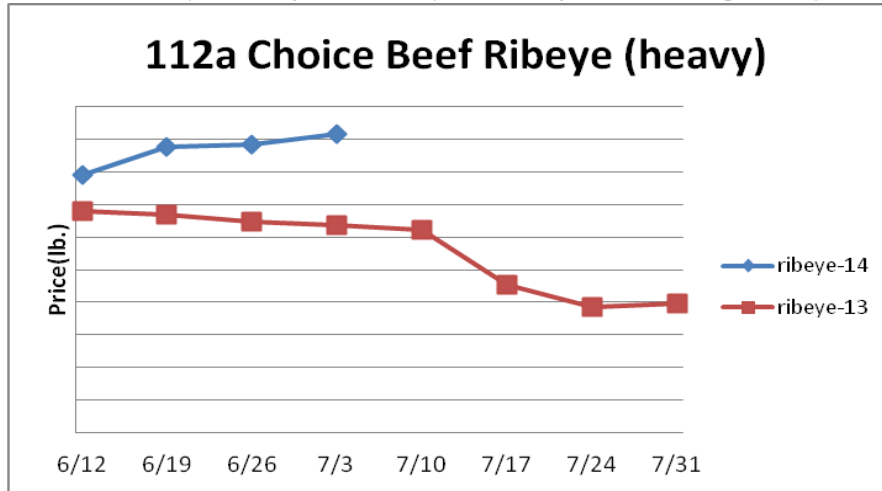


Beef, Veal and Lamb Report

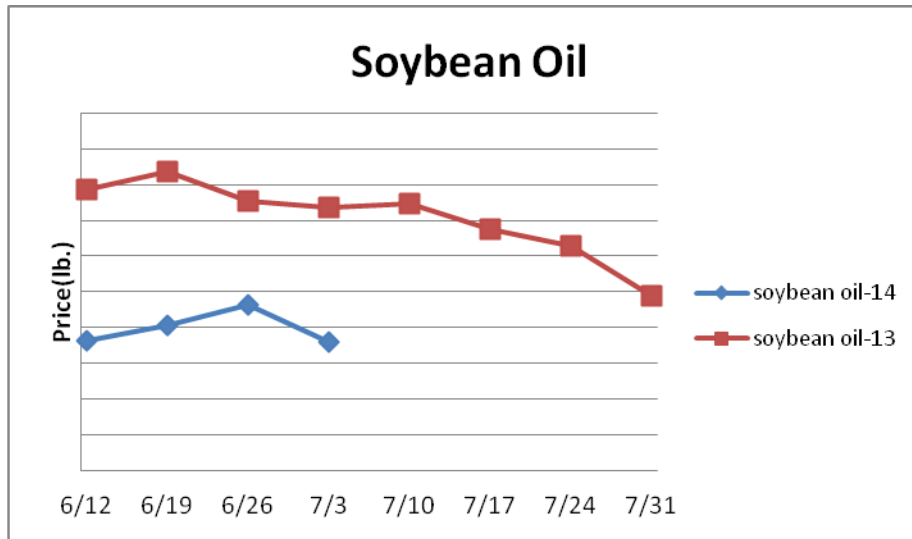
Beef, Veal & Lamb-Beef production last week rose .5% but was 6.1% less than the same week a year ago. Beef output is expected to remain well below year ago levels during the next few months. Seasonal demand for ground beef products along with reduced cow slaughter has lifted the lean beef trim markets higher during the last few weeks. The 90% domestic fresh beef trim market recently achieved a new record high. Usually the lean beef trim markets will peak in mid-July and then head downward. However, light cow slaughter is expected to temper any pending price declines. Total beef and dairy cow slaughter since May 1 is tracking 18% below the previous year. Price USDA, FOB per pound.



	<u>Market Trend</u>	<u>Supplies</u>	<u>Price vs. Last Year</u>
Live Cattle (Steer)	Increasing	Good	Higher
Ground Beef 81/19	Decreasing	Good	Higher
Ground Chuck	Decreasing	Good	Higher
109 Export Rib (choice)	Increasing	Good	Higher
109 Export Rib (prime)	Increasing	Good	Higher
112a Ribeye (choice)	Increasing	Good	Higher
112a Ribeye (prime)	Decreasing	Good	Higher
116 Chuck (choice)	Increasing	Good	Higher
120 Brisket (choice)	Increasing	Good	Higher
121c Outside Skirt (ch/sel.)	Decreasing	Good	Higher
167a Knuckle, Trimmed (choice)	Increasing	Good	Higher
168 Inside Round (choice)	Increasing	Good	Higher
174 Short Loin (choice 0x1)	Increasing	Good	Higher
174 Short Loin (prime 2x3)	Decreasing	Good	Higher
180 1x1 Strip (choice)	Decreasing	Good	Higher
180 1x1 Strip (prime)	Increasing	Good	Higher
180 0x1 Strip (choice)	Decreasing	Good	Higher
184 Top Butt, boneless (choice)	Decreasing	Good	Higher
184 Top Butt, boneless (prime)	Increasing	Good	Higher
185a Sirloin Flap (choice)	Decreasing	Good	Higher
185c Loin, Tri-Tip (choice)	Increasing	Good	Higher
189a Tender (select, 5 lb & up)	Decreasing	Good	Higher
189a Tender (choice, 5 lb & up)	Decreasing	Good	Higher
189a Tender (prime, heavy)	Decreasing	Good	Higher
193 Flank Steak (choice)	Increasing	Good	Higher
50% Trimmings	Increasing	Good	Higher
65% Trimmings	Increasing	Good	Higher
75% Trimmings	Increasing	Good	Higher
85% Trimmings	Increasing	Good	Higher
90% Trimmings	Increasing	Good	Higher
90% Imported Beef (frozen)	Steady	Good	Higher
Veal Rack (Hotel 7 rib)	Steady	Good	Higher
Veal Top Round (cap off)	Steady	Good	Same

Oil and Grains Report

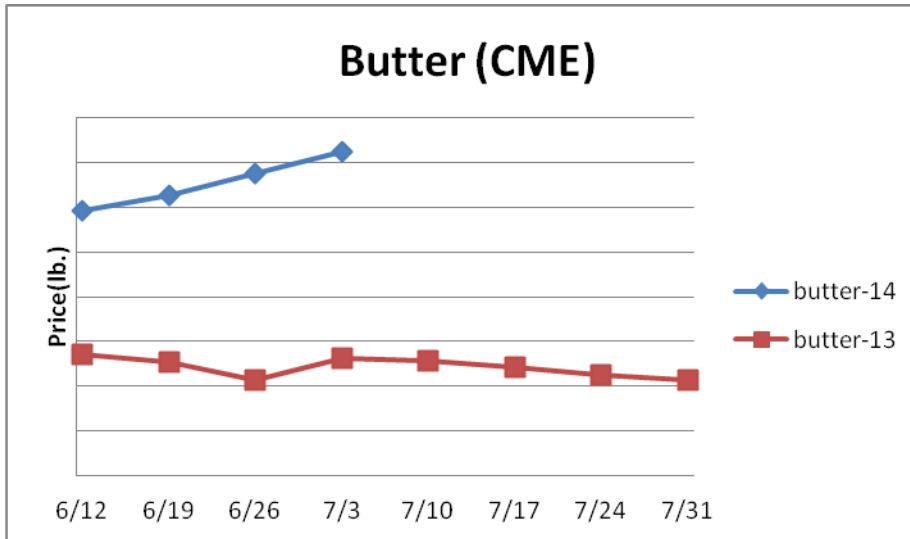
Oil & Grains & Misc - The USDA is estimating 2014-15 soybean acreage to be a record large. Assuming the weather cooperates, much lower soybean meal prices are likely to occur this fall. Prices USDA, FOB.



	<u>Market Trend</u>	<u>Supplies</u>	<u>Price vs. Last Year</u>
Soybeans	Decreasing	Good	Lower
Crude Soybean Oil	Decreasing	Good	Lower
Soymeal	Increasing	Good	Lower
Corn	Decreasing	Good	Lower
Crude Corn Oil	Steady	Good	Higher
Distillers Grain, Dry	Steady	Good	Lower
Crude Palm Oil	Decreasing	Good	Higher
Hard Red Winter Wheat	Decreasing	Good	Higher
Dark Northern Spring Wheat	Increasing	Good	Lower
High Fructose Corn Syrup	Decreasing	Good	Lower
Durum Wheat	Increasing	Good	Higher

Dairy Report

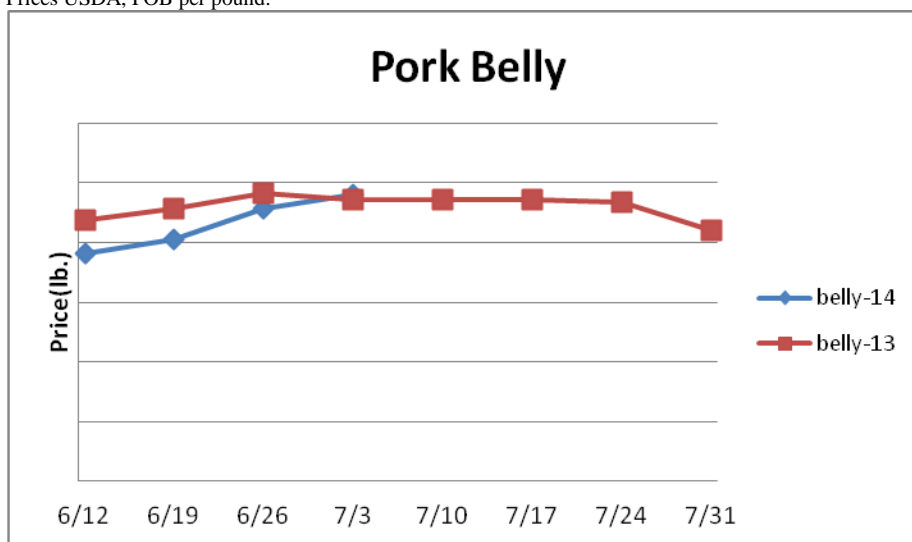
Dairy-The CME spot butter market recently achieved a fresh 10 year high rising 8.7% during the last two weeks. U.S. cream supplies remain limited which is tempering butter production. Butter supplies could continue to be restricted this summer which is likely to sustain butter prices above the \$2 level. Still, the downside price risk in butter from here is much greater than the upside. Favorable weather and a building milk cow herd are encouraging milk production. This could limit any seasonal cheese market appreciation during the next several months. Prices per pound, except Class I Cream (hundred weight), from USDA.



	<u>Market Trend</u>	<u>Supplies</u>	<u>Price vs. Last Year</u>
Cheese Barrels- CME	Decreasing	Good	Higher
Cheese 40 lb Blocks- CME	Decreasing	Good	Higher
American Cheese	Steady	Good	Higher
Cheddar Cheese	Steady	Good	Higher
Mozzarella Cheese	Steady	Good	Higher
Provolone Cheese	Increasing	Good	Higher
Parmesan Cheese	Increasing	Good	Higher
Butter- One lb Solids	Increasing	Good	Higher
Nonfat Dry Milk	Increasing	Good	Higher
Whey, Dry	Decreasing	Good	Higher
Class I Milk Base	Steady	Good	Higher
Class II Cream (Heavy Cream)	Steady	Good	Higher
Class III Milk- CME	Decreasing	Good	Higher
Class IV Milk- CME	Decreasing	Good	Higher

Pork Report

Pork Pork output last week rose .5% and was essentially flat with the previous year. Heavy hog carcass weights continue to counter the reduced hog slaughter. The June 1 total hog and pig herd inventory in the U.S. was 4.7% less than the prior year while the breeding herd was down .5%. The available hog supply is expected to track roughly 4% below year ago levels this summer which should dampen pork production. Volatile pork prices are expected to persist. Prices USDA, FOB per pound.



	<u>Market Trend</u>	<u>Supplies</u>	<u>Price vs. Last Year</u>
Live Hogs	Decreasing	Good	Higher
Belly (bacon)	Increasing	Good	Higher
Spare Rib (4.25 & down)	Increasing	Good	Higher
Ham (23-27 lb)	Increasing	Good	Higher
Loin (bone-in)	Decreasing	Good	Higher
Baby Back Rib (1.75 & up)	Increasing	Good	Higher
Tenderloin (1.25 lb)	Increasing	Good	Higher
Boston Butt, untrimmed 4-8 lb.	Increasing	Good	Higher
Picnic, untrimmed	Increasing	Good	Higher
SS Picnic, smoker trim boxed	Increasing	Good	Higher
42% Trimmings	Decreasing	Good	Higher
72% Trimmings	Decreasing	Good	Higher

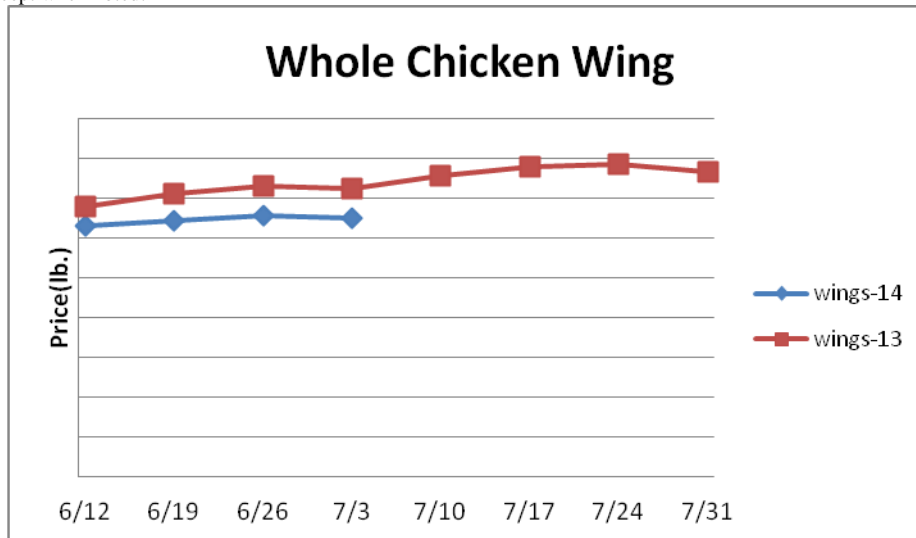
Canned Tomato Report

Tomato Products, Canned – The California tomato for canning harvest will progress this month. Still, inflated raw product costs for canners are expected to cause canned tomato prices to remain firm. Prices per case (6/10) FOB, unless noted from ARA.

	<u>Market Trend</u>	<u>Supplies</u>	<u>Price vs. Last Year</u>
Whole Peeled Standard	Steady	Good	Same
Diced, Fancy	Steady	Good	Same
Ketchup, 33%	Steady	Good	Same
Tomato Paste- Ind.	Steady	Good	Same

Poultry Report

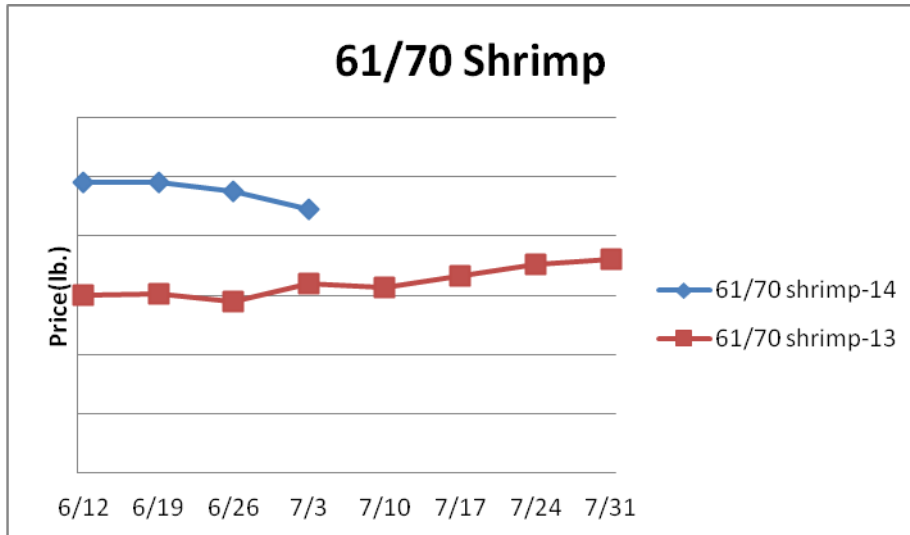
Poultry- Chicken production for the week ending June 21st rose .7% from the prior week but was .9% less than the same week a year ago. Chicken output is expected to track close to 2013 levels during the next few months despite solid margins for chicken producers due to challenges with the broiler hatchery flock. Spot profits for chicken producers last week were the best for any week since 2010. Assuming lower feed costs this fall, good margins should eventually lead to solid chicken output expansion. Dampened chicken production is expected to contribute to seasonal wing price increases later this summer. The chicken breast markets remain historically inflated. Typically, the breast markets are relatively flat during July but make their annual peak the following month. Prices USDA, FOB per pound except when noted.



	<u>Market Trend</u>	<u>Supplies</u>	<u>Price vs. Last Year</u>
Whole Chicken (2.5-3 lb-GA)	Steady	Good	Higher
Chicken Wings, Whole	Decreasing	Good	Lower
Chicken Wings, Jumbo Cut	Increasing	Good	Lower
Chicken Breast, Bone-In	Increasing	Good	Higher
Chicken Breast, Bnless Sknless	Decreasing	Good	Higher
Chicken Tender (random)	Steady	Good	Higher
Chicken Tender (sized)	Steady	Good	Higher
Chicken Legs (whole)	Increasing	Good	Same
Chicken Leg Quarters	Steady	Good	Higher
Chicken Thighs, bone in	Increasing	Good	Higher
Chicken Thighs, boneless	Increasing	Good	Lower
Large Eggs	Decreasing	Good	Higher
Medium Eggs	Decreasing	Good	Higher
Whole Eggs- Liq	Decreasing	Good	Higher
Egg Whites- Liq	Decreasing	Good	Higher
Egg Yolks- Liq	Increasing	Good	Lower
Whole Turkey (8-16 lb)	Increasing	Good	Higher
Turkey Breast- Bnls/Sknls	Increasing	Good	Higher

Seafood Report

Seafood - The shrimp markets continue to track well above the previous year levels. Disease shortened shrimp production by the historically largest shrimp exporter Thailand and limited world supplies are inflating the shrimp markets. These factors and inflated retail meat protein prices could encourage wholesale shrimp prices to remain above 2013 levels. Prices for fresh product, unless noted, per pound from Fisheries Market News.



	<u>Market Trend</u>	<u>Supplies</u>	<u>Price vs. Last Year</u>
Salmon, Whole (10-12 lb)	n/a	Good	n/a
Catfish, Filets	n/a	Good	n/a
Trout, Drn. (8-14 oz)	n/a	Good	n/a
Shrimp (16-20 count)	Decreasing	Good	Higher
Shrimp (61-70 count)	Decreasing	Good	Higher
Shrimp, Tiger (26-30 count)	Increasing	Good	Higher
Snow Crab Legs (5-8 oz)	Steady	Good	Higher
Snow Crab Legs (8 oz up)	Steady	Good	Lower
Cod Tails, 3-7 oz. Frz.	Steady	Good	Lower
Cod Loins, 3-12 oz. Frz.	Steady	Good	Higher
Salmon Portions, 4-8 oz. Frz.	Steady	Good	Higher

Bean, Rice, Coffee and Sugar Report

	<u>Market Trend</u>	<u>Supplies</u>	<u>Price vs. Last Year</u>
Pinto Beans	Steady	Good	Lower
Black Beans	Steady	Good	Higher
Rice, Long Grain	Increasing	Good	Lower
Coffee Beans	Decreasing	Good	Higher
Sugar	Steady	Good	Higher
Honey	Steady	Good	Higher

Paper Product Report

	<u>Market Trend</u>	<u>Supplies</u>	<u>Price vs. Last Year</u>
Wood Pulp (paper)			
NBSK- Paper napkin	n/a	Good	n/a
42 lb. Linerboard-corrugated box	n/a	Good	n/a
Plastic Resins (plastic, foam)			
PS-CHH-utensils, cups, to-go cont.	Steady	Good	Higher
PP-HIGP-heavy grade utensils	Steady	Good	Lower
PE-LLD-can liners, film, bags	Steady	Good	Higher

Retail Price Change from Prior Month

	<u>May-14</u>	<u>Apr-14</u>	<u>Mar-14</u>
Beef and Veal	Increasing	Increasing	Increasing
Dairy	Increasing	Increasing	Increasing
Pork	Increasing	Increasing	Increasing
Chicken	Increasing	Decreasing	Increasing
Fresh Fish and Seafood	Increasing	Increasing	Decreasing
Fresh Fruits and Vegetables	Increasing	Increasing	Increasing

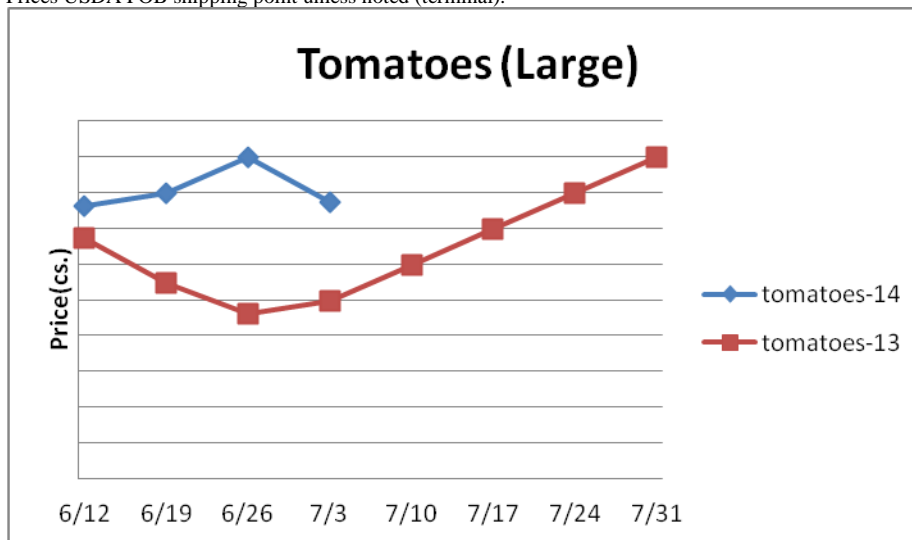
Processed Fruits and Vegetables Report

Processed Fruits and Vegetables - The Midwest and Eastern vegetable crops are progressing adequate due to favorable weather. The processed vegetable markets are steady. Prices FOB per case from ARA

<u>Canned 6/10</u>	<u>Market Trend</u>	<u>Supplies</u>	<u>Price vs. Last Year</u>
Corn, Fancy Whole Kernel	Steady	Good	Same
Green Beans, Fancy 4 sv	Steady	Good	Same
Green Peas, Fancy 4 sv/blend	Steady	Good	Same
<u>Frozen</u>			
Corn, Cob 96 count	Steady	Good	Same
Corn, Kernel 12/2.5 lb.	Steady	Good	Same
Green Beans, Cut 12/2 lb.	Steady	Good	Same
Green Peas, 12/2.5 lb.	Steady	Good	Same
Potatoes, FF Fancy, 6/5 lb.	Steady	Good	Same

Produce Report

Produce - The Idaho potato markets have continued to weaken in recent weeks due to adequate supplies. The June 1 U.S. potato inventory was the biggest for the date since 2009. Potato prices are anticipated to find support shortly and then firm thereafter. The five year average move for the 70 count Idaho potato market during July is an increase of 12%. The lettuce markets have remained historically inflated as of late due in part to earlier weather challenges and farmers harvesting prematurely to keep up with demand. Some lettuce prices relief is anticipated later this month. Prices USDA FOB shipping point unless noted (terminal).



	<u>Market Trend</u>	<u>Supplies</u>	<u>Price vs. Last Year</u>
Limes (150 count)	Decreasing	Good	Lower
Lemons (95 count)	Increasing	Good	Higher
Lemons (200 count)	Increasing	Good	Higher
Honeydew (6 ct.)	Decreasing	Good	Higher
Cantaloupe (15 count)	Decreasing	Good	Higher
Blueberries (12 count)	Increasing	Good	Higher
Strawberries (12 pints)	Steady	Good	Higher
Avocados, Hass (48 count)	Steady	Good	Lower
Bananas (40 lb)-Term.	Steady	Good	Higher
Pineapple (7 ct.)- Term.	Steady	Good	Lower
Idaho Potato (60 count)	Decreasing	Good	Lower
Idaho Potato (70 count)	Decreasing	Good	Lower
Idaho Potato (70 count)-Term.	Steady	Good	Higher
Idaho Potato (90 count)	Decreasing	Good	Lower
Idaho Potato #2 (6 oz. min.)	Decreasing	Good	Higher
Processing Potato (100 lb)	Steady	Good	Higher
Yellow Onions (50 lb)	Steady	Good	Higher
Yellow Onions (50 lb)-Term.	Steady	Good	Lower
Red Onions (25 lb)-Term.	Steady	Good	Lower
White Onions (50 lb)-Term.	Steady	Good	Higher

Tomatoes, (large- case)	Decreasing	Good	Higher
Tomatoes, (5x6, 25 lb.)-Term.	Steady	Good	Higher
Tomatoes, Vine Ripe, (4x5)	Decreasing	Good	Higher
Roma Tomatoes (large- case)	Increasing	Good	Higher
Roma Tomatoes (xlarge- case)	Increasing	Good	Higher
Green Peppers (large- case)	Increasing	Good	Higher
Red Peppers (large- 15 lb. cs.)	Decreasing	Good	Lower
Iceberg Lettuce (24 count)	Increasing	Good	Higher
Iceberg Lettuce (24 cnt)-Term.	Steady	Good	Higher

Produce Report (continued)

Leaf Lettuce (24 count)	Decreasing	Good	Lower
Romaine Lettuce (24 count)	Increasing	Good	Higher
Mesculin Mix (3 lb)-Term.	Steady	Good	Higher
Broccoli (14 cnt.)	Decreasing	Good	Higher
Squash (case)	Decreasing	Good	Lower
Zucchini (case)	Decreasing	Good	Lower
Green Beans (bushel)	Decreasing	Good	Lower
Spinach, Flat 24's	Decreasing	Good	Lower
Mushrooms (large), Term.	Steady	Good	Higher
Cucumbers, Bushel	Decreasing	Good	Higher
Pickles (200-300 ct.)-Term.	Steady	Good	Lower
Asparagus (small)	Decreasing	Good	Lower
Freight (CA to City Avg.)	Steady	Good	Higher