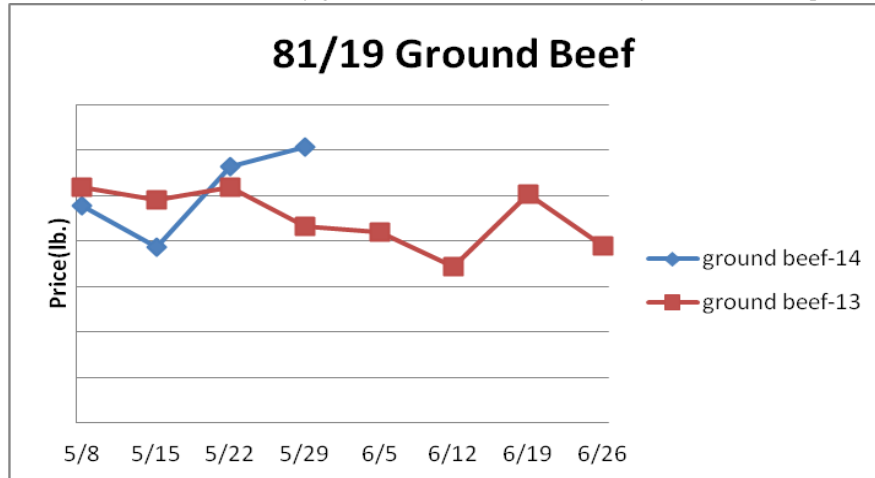


Beef, Veal and Lamb Report

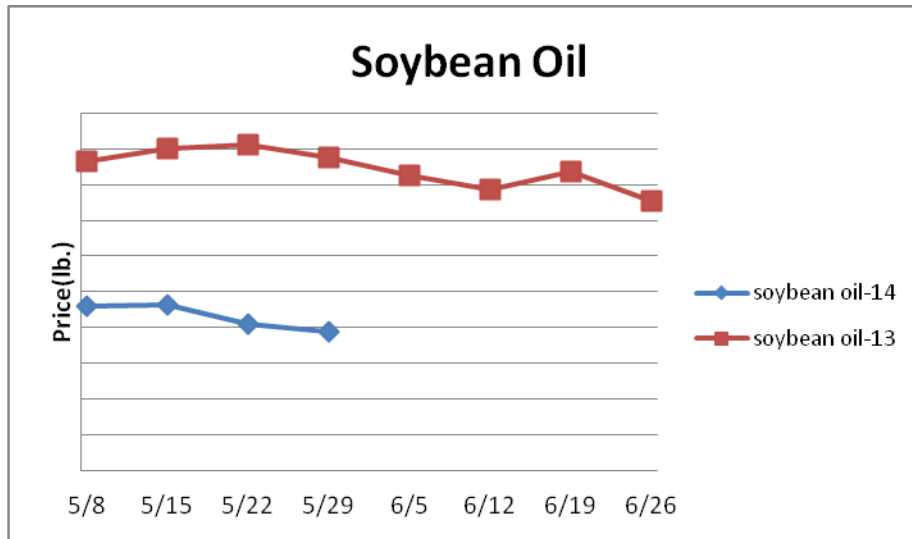
Beef, Veal & Lamb- Beef output last week rose 1.3% but was still 7.8% less than the same week a year ago. Although cattle supplies may be closer to 2013 levels this summer, beef production is still expected to be historically constrained. The USDA is forecasting third quarter 2014 beef output to be 4.5% smaller than the previous year and at its lowest level since 1993. Thus, relatively inflated beef prices are expected to persist. Some seasonal price weakness is likely to take hold, however. The five year average price move for the 81-19 ground beef market during the next 10 weeks is 19.4% lower. Still, any ground beef market declines this year could be tempered. Price USDA, FOB per pound.



	<u>Market Trend</u>	<u>Supplies</u>	<u>Price vs. Last Year</u>
Live Cattle (Steer)	Decreasing	Good	Higher
Ground Beef 81/19	Increasing	Good	Higher
Ground Chuck	Decreasing	Good	Higher
109 Export Rib (choice)	Increasing	Good	Higher
109 Export Rib (prime)	Decreasing	Good	Higher
112a Ribeye (choice)	Increasing	Good	Higher
112a Ribeye (prime)	Increasing	Good	Higher
116 Chuck (choice)	Increasing	Good	Higher
120 Brisket (choice)	Decreasing	Good	Higher
121c Outside Skirt (ch/sel.)	Increasing	Good	Higher
167a Knuckle, Trimmed (choice)	Increasing	Good	Higher
168 Inside Round (choice)	Decreasing	Good	Higher
174 Short Loin (choice 0x1)	Increasing	Good	Lower
174 Short Loin (prime 2x3)	Increasing	Good	Higher
180 1x1 Strip (choice)	Increasing	Good	Lower
180 1x1 Strip (prime)	Decreasing	Good	Higher
180 0x1 Strip (choice)	Increasing	Good	Lower
184 Top Butt, boneless (choice)	Increasing	Good	Higher
184 Top Butt, boneless (prime)	Increasing	Good	Higher
185a Sirloin Flap (choice)	Decreasing	Good	Lower
185c Loin, Tri-Tip (choice)	Decreasing	Good	Higher
189a Tender (select, 5 lb & up)	Increasing	Good	Higher
189a Tender (choice, 5 lb & up)	Decreasing	Good	Higher
189a Tender (prime, heavy)	Decreasing	Good	Higher
193 Flank Steak (choice)	Increasing	Good	Higher
50% Trimmings	Increasing	Good	Higher
65% Trimmings	Increasing	Good	Higher
75% Trimmings	Increasing	Good	Higher
85% Trimmings	Increasing	Good	Higher
90% Trimmings	Increasing	Good	Higher
90% Imported Beef (frozen)	Decreasing	Good	Higher
Veal Rack (Hotel 7 rib)	Steady	Good	Higher
Veal Top Round (cap off)	Steady	Good	Higher

Oil and Grains Report

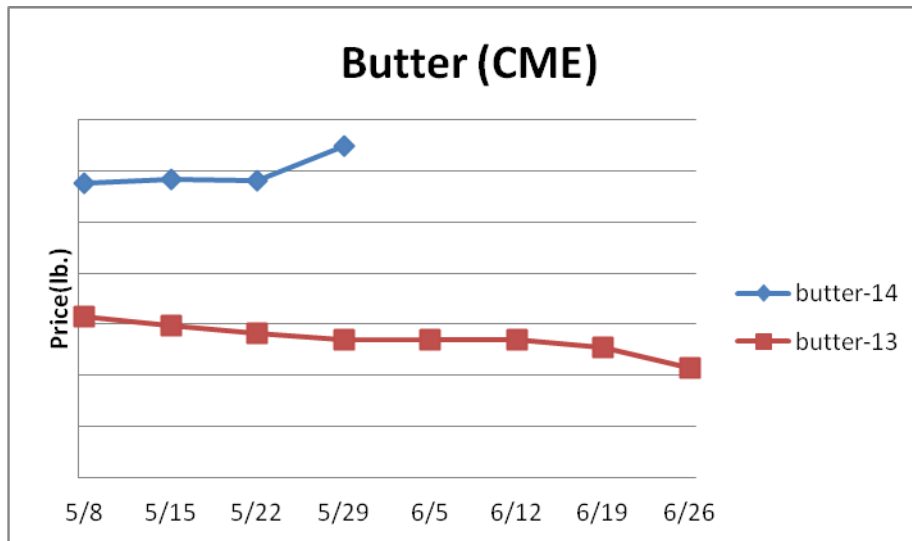
Oil & Grains & Misc - Soybean plantings is progressing. However, tight domestic soybean and soybean meal supplies and elevated price levels may persist for the next few months Prices USDA, FOB.



	<u>Market Trend</u>	<u>Supplies</u>	<u>Price vs. Last Year</u>
Soybeans	Increasing	Good	Lower
Crude Soybean Oil	Decreasing	Good	Lower
Soymeal	Increasing	Good	Higher
Corn	Steady	Good	Lower
Crude Corn Oil	Decreasing	Good	Lower
Distillers Grain, Dry	Decreasing	Good	Lower
Crude Palm Oil	Decreasing	Good	Higher
Hard Red Winter Wheat	Decreasing	Good	Lower
Dark Northern Spring Wheat	Decreasing	Good	Lower
High Fructose Corn Syrup	Steady	Good	Lower
Durum Wheat	Decreasing	Good	Lower

Dairy Report

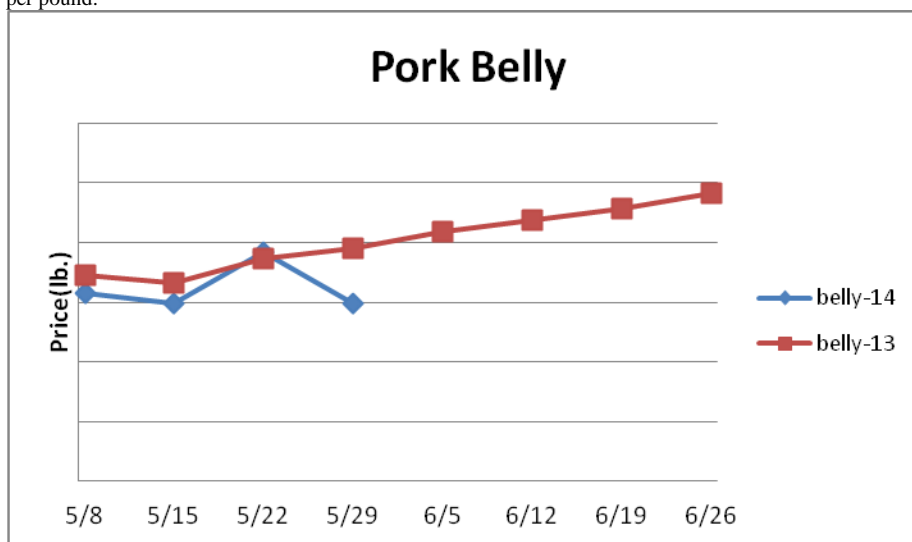
Dairy-The CME butter market continues to trade at elevated levels due to tight supplies. April 30th butter stocks were 48% less than the previous year and the second smallest for the date since 2005. Further, the net decline in stocks during April was the third largest for the month on record. With butter prices near 10 year highs, the upside price risk is almost certainly nominal. Further, butter production is seasonally expanding which may put downward pressure on butter prices. The CME cheese markets have firmed during the last week but a top is likely close at hand. Prices per pound, except Class I Cream (hundred weight), from USDA.



	<u>Market Trend</u>	<u>Supplies</u>	<u>Price vs. Last Year</u>
Cheese Barrels- CME	Decreasing	Good	Higher
Cheese 40 lb Blocks- CME	Increasing	Good	Higher
American Cheese	Increasing	Good	Higher
Cheddar Cheese	Decreasing	Good	Lower
Mozzarella Cheese	Decreasing	Good	Higher
Provolone Cheese	Decreasing	Good	Higher
Parmesan Cheese	Decreasing	Good	Higher
Butter- One lb Solids	Increasing	Good	Higher
Nonfat Dry Milk	Decreasing	Good	Higher
Whey, Dry	Decreasing	Good	Higher
Class I Milk Base	Decreasing	Good	Higher
Class II Cream (Heavy Cream)	Decreasing	Good	Higher
Class III Milk- CME	Increasing	Good	Higher
Class IV Milk- CME	Increasing	Good	Higher

Pork Report

Pork - Pork production last week declined 1.4% but was .3% larger than the same week a year ago. Hog slaughter was the smallest for any non-holiday week in 11 months. Hog supplies are anticipated to tighten considerably in the pending weeks which should limit pork output and be supportive of the pork markets. April 30th cold storage total pork stocks were 17% less than last year. However, pork belly holdings were 47% larger than 2013. Prices USDA, FOB per pound.



	<u>Market Trend</u>	<u>Supplies</u>	<u>Price vs. Last Year</u>
Live Hogs	Decreasing	Good	Higher
Belly (bacon)	Decreasing	Good	Lower
Spare Rib (4.25 & down)	Decreasing	Good	Higher
Ham (23-27 lb)	Decreasing	Good	Higher
Loin (bone-in)	Increasing	Good	Higher
Baby Back Rib (1.75 & up)	Decreasing	Good	Higher
Tenderloin (1.25 lb)	Decreasing	Good	Higher
Boston Butt, untrimmed 4-8 lb.	Increasing	Good	Higher
Picnic, untrimmed	Decreasing	Good	Higher
SS Picnic, smoker trim boxed	Decreasing	Good	Higher
42% Trimmings	Increasing	Good	Higher
72% Trimmings	Increasing	Good	Higher

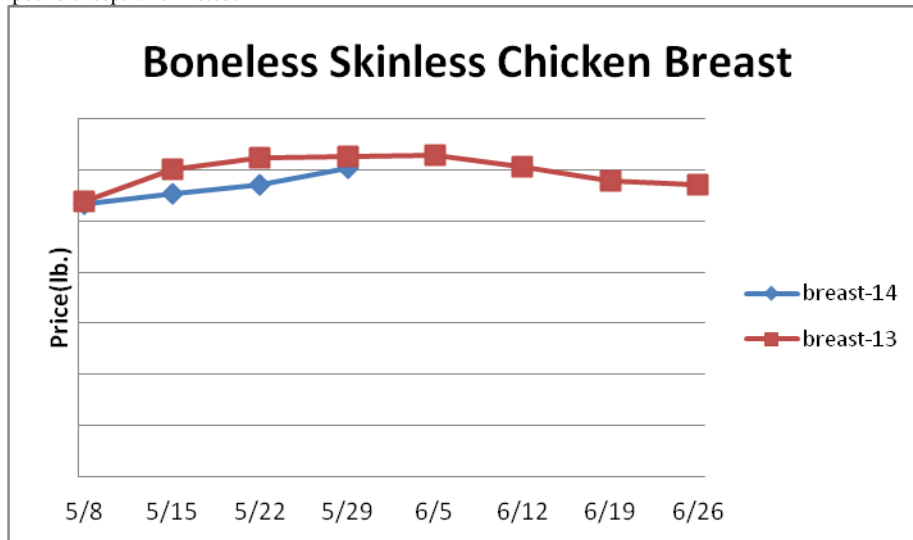
Canned Tomato Report

Tomato Products, Canned – The California tomato for canning harvest should get underway in just over month. The canned tomato markets remain firm. Prices per case (6/10)

	<u>Market Trend</u>	<u>Supplies</u>	<u>Price vs. Last Year</u>
Whole Peeled Standard	Steady	Good	Same
Diced, Fancy	Steady	Good	Same
Ketchup, 33%	Steady	Good	Same
Tomato Paste- Ind.	Steady	Good	Same

Poultry Report

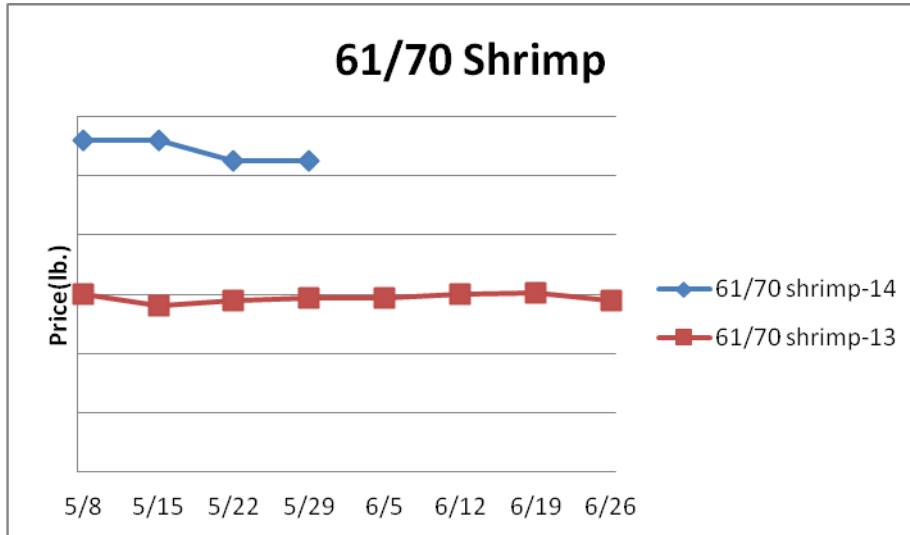
Poultry- Chicken output for the week ending May 17th was 2.6% below a year ago. Fairly tempered chicken production could occur in the near term. Broiler chick placements during April were .3% less than the previous year. The USDA is projecting chicken output this summer to track 1.5% above 2013. Pullet placements during April were 7.8% larger than the prior year which suggests that producers are planning to expand production more intensely later this year. The chicken breast markets continue to firm climbing to their highest price levels in nearly a year. Usually the chicken breast markets form a top shortly and then begin a downward trek that carries deep into the fall. Last year the weekly ARA Boneless Skinless Chicken Breast index declined 12% during the next eight weeks. Prices USDA, FOB per pound except when noted.



	<u>Market Trend</u>	<u>Supplies</u>	<u>Price vs. Last Year</u>
Whole Chicken (2.5-3 lb-GA)	Increasing	Good	Higher
Chicken Wings, Whole	Increasing	Good	Lower
Chicken Wings, Jumbo Cut	Increasing	Good	Lower
Chicken Breast, Bone-In	Increasing	Good	Lower
Chicken Breast, Bnless Sknless	Increasing	Good	Lower
Chicken Tender (random)	Steady	Good	Lower
Chicken Tender (sized)	Steady	Good	Higher
Chicken Legs (whole)	Increasing	Good	Lower
Chicken Leg Quarters	Steady	Good	Same
Chicken Thighs, bone in	Increasing	Good	Higher
Chicken Thighs, boneless	Increasing	Good	Lower
Large Eggs	Increasing	Good	Lower
Medium Eggs	Increasing	Good	Higher
Whole Eggs- Liq	Decreasing	Good	Higher
Egg Whites- Liq	Steady	Good	Higher
Egg Yolks- Liq	Steady	Good	Higher
Whole Turkey (8-16 lb)	Steady	Good	Higher
Turkey Breast- Bnls/Sknls	Decreasing	Good	Higher

Seafood Report

Seafood - Newfoundland snow crab fishing is progressing with 50% of the quota landed to date. Canada Gulf of St. Lawrence landings are at 45% of quota to date. This year the combined Newfoundland and Gulf of St. Lawrence snow crab quota is 5% less than the previous year. Relatively inflated snow crab leg prices could persist through the spring. Prices for fresh product, unless noted, per pound from Fisheries Market News.



	<u>Market Trend</u>	<u>Supplies</u>	<u>Price vs. Last Year</u>
Salmon, Whole (10-12 lb)	n/a	Good	n/a
Catfish, Filets	n/a	Good	n/a
Trout, Drn. (8-14 oz)	n/a	Good	n/a
Shrimp (16-20 count)	Steady	Good	Higher
Shrimp (61-70 count)	Steady	Good	Higher
Shrimp, Tiger (26-30 count)	Steady	Good	Higher
Snow Crab Legs (5-8 oz)	Increasing	Good	Higher
Snow Crab Legs (8 oz up)	Decreasing	Good	Higher
Cod Tails, 3-7 oz. Frz.	Steady	Good	Lower
Cod Loins, 3-12 oz. Frz.	Steady	Good	Higher
Salmon Portions, 4-8 oz. Frz.	Steady	Good	Higher

Bean, Rice, Coffee and Sugar Report

	<u>Market Trend</u>	<u>Supplies</u>	<u>Price vs. Last Year</u>
Pinto Beans	Increasing	Good	Higher
Black Beans	Steady	Good	Higher
Rice, Long Grain	Steady	Good	Lower
Coffee Beans	Decreasing	Good	Higher
Sugar	Increasing	Good	Higher
Honey	Decreasing	Good	Higher

Paper Product Report

	<u>Market Trend</u>	<u>Supplies</u>	<u>Price vs. Last Year</u>
Wood Pulp (paper)			
NBSK- Paper napkin	n/a	Good	n/a
42 lb. Linerboard-corrugated box	n/a	Good	n/a
Plastic Resins (plastic, foam)			
PS-CHH-utensils, cups, to-go cont.	Steady	Good	Higher
PP-HIGP-heavy grade utensils	Steady	Good	Same
PE-LLD-can liners, film, bags	Steady	Good	Higher

Retail Price Change from Prior Month

	<u>Apr-14</u>	<u>Mar-14</u>	<u>Feb-14</u>
Beef and Veal	Increasing	Increasing	Increasing
Dairy	Increasing	Increasing	Increasing
Pork	Increasing	Increasing	Increasing
Chicken	Decreasing	Increasing	Decreasing
Fresh Fish and Seafood	Increasing	Decreasing	Increasing
Fresh Fruits and Vegetables	Increasing	Increasing	Increasing

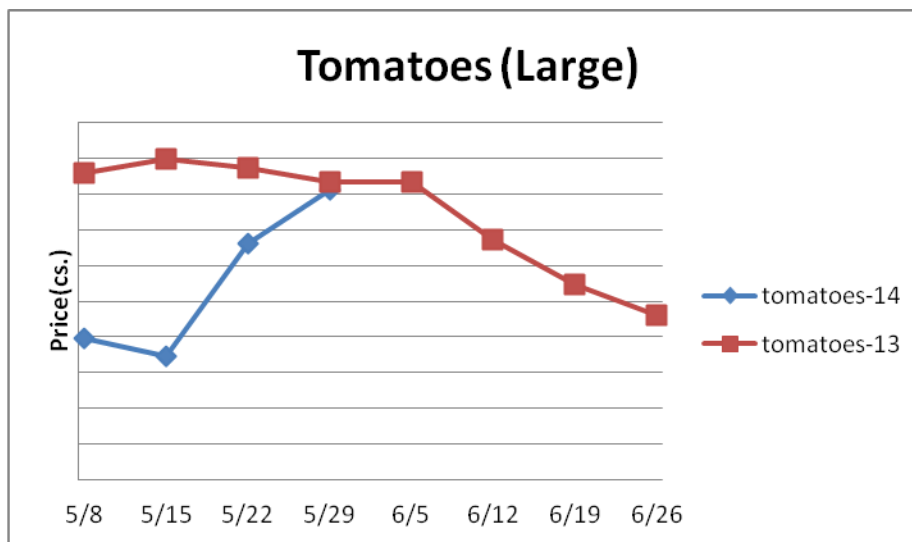
Processed Fruits and Vegetables Report

Processed Fruits and Vegetables- April 30th frozen green bean and green pea stocks were both less than a year ago by 23% and 1% respectively. The processed vegetable markets should remain firm in June. Prices per case (6/10) FOB, unless noted from ARA.

<u>Canned 6/10</u>	<u>Market Trend</u>	<u>Supplies</u>	<u>Price vs. Last Year</u>
Corn, Fancy Whole Kernel	Steady	Good	Same
Green Beans, Fancy 4 sv	Steady	Good	Same
Green Peas, Fancy 4 sv/blend	Steady	Good	Same
<u>Frozen</u>			
Corn, Cob 96 count	Steady	Good	Same
Corn, Kernel 12/2.5 lb.	Steady	Good	Same
Green Beans, Cut 12/2 lb.	Steady	Good	Same
Green Peas, 12/2.5 lb.	Steady	Good	Same
Potatoes, FF Fancy, 6/5 lb.	Steady	Good	Same

Produce Report

Produce- Lettuce supplies remained historically limited last week due to shortened yields brought on by challenging weather. With more seasonable temperatures, lettuce production could expand during the next few weeks which should cause overall lettuce supplies to improve. The upside price risk in the lettuce markets from here may only be modest. The principal tomato harvest areas are transitioning north. Some tomato supply gaps could occur in June during these harvest area shifts which could be accompanied with erratic pricing. The Idaho potato markets remain firm. Prices USDA FOB shipping point unless noted (terminal).



	<u>Market Trend</u>	<u>Supplies</u>	<u>Price vs. Last Year</u>
Limes (150 count)	Decreasing	Good	Higher
Lemons (95 count)	Increasing	Good	Higher
Lemons (200 count)	Increasing	Good	Higher
Honeydew (6 ct.)	Increasing	Good	Higher
Cantaloupe (15 count)	Increasing	Good	Lower
Blueberries (12 count)	Decreasing	Good	Lower
Strawberries (12 pints)	Decreasing	Good	Higher
Avocados, Hass (48 count)	Increasing	Good	Higher
Bananas (40 lb)-Term.	Decreasing	Good	Lower
Pineapple (7 ct.)- Term.	Decreasing	Good	Lower
Idaho Potato (60 count)	Increasing	Good	Higher
Idaho Potato (70 count)	Increasing	Good	Higher
Idaho Potato (70 count)-Term.	Increasing	Good	Higher
Idaho Potato (90 count)	Increasing	Good	Higher
Idaho Potato #2 (6 oz. min.)	Increasing	Good	Higher
Processing Potato (100 lb)	Steady	Good	Higher
Yellow Onions (50 lb)	Decreasing	Good	Lower
Yellow Onions (50 lb)-Term.	Decreasing	Good	Lower
Red Onions (25 lb)-Term.	Increasing	Good	Higher
White Onions (50 lb)-Term.	Decreasing	Good	Lower
Tomatoes, (large- case)	Increasing	Good	Lower

Tomatoes, (5x6, 25 lb.)-Term.	Increasing	Good	Lower
Tomatoes, Vine Ripe, (4x5)	Increasing	Good	Lower
Roma Tomatoes (large- case)	Increasing	Good	Lower
Roma Tomatoes (xlarge- case)	Increasing	Good	Lower
Green Peppers (large- case)	Decreasing	Good	Higher
Red Peppers (large- 15 lb. cs.)	Increasing	Good	Higher
Iceberg Lettuce (24 count)	Decreasing	Good	Higher
Iceberg Lettuce (24 cnt)-Term.	Increasing	Good	Higher

Produce Report (continued)

Leaf Lettuce (24 count)	Decreasing	Good	Higher
Romaine Lettuce (24 count)	Decreasing	Good	Higher
Mesculin Mix (3 lb)-Term.	Steady	Good	Higher
Broccoli (14 cnt.)	Decreasing	Good	Lower
Squash (case)	Decreasing	Good	Higher
Zucchini (case)	Decreasing	Good	Higher
Green Beans (bushel)	Decreasing	Good	Higher
Spinach, Flat 24's	Decreasing	Good	Higher
Mushrooms (large), Term.	Decreasing	Good	Higher
Cucumbers, Bushel	Increasing	Good	Higher
Pickles (200-300 ct.)-Term.	Increasing	Good	Higher
Asparagus (small)	Decreasing	Good	Lower
Freight (CA to City Avg.)	Increasing	Good	Lower