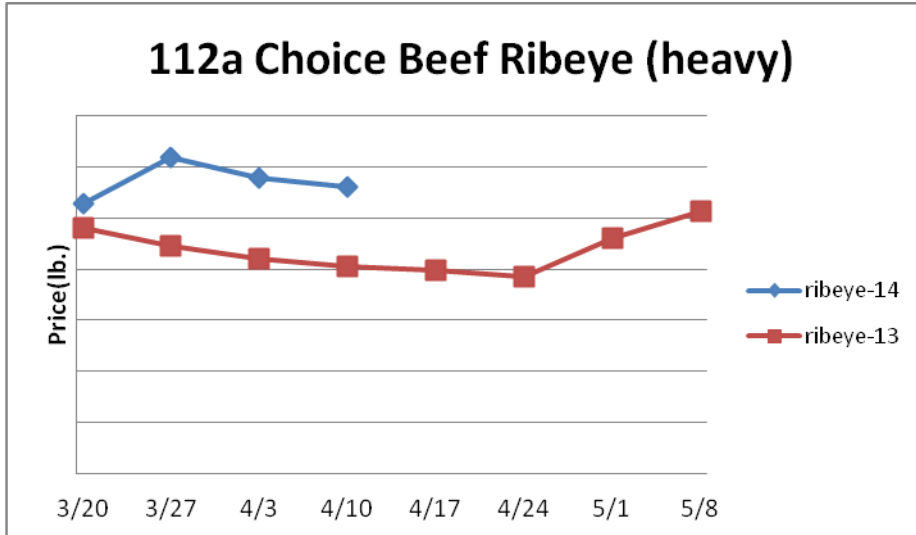


# Beef, Veal and Lamb Report

**Beef, Veal & Lamb-** Beef production last week declined .5% and was 1.1% less than the same week a year ago. Beef output is expected to remain well below 2013 levels through the spring but may track closer to prior year levels this summer. Consumers and wholesale buyers continue to push back on the inflated beef prices. This is bringing weakness to many of the beef markets. However, warming weather and grill season demand could bring support to some beef markets in the coming weeks including beef trim and grinds. Forward beef sales for beef trim and grinds have been especially strong as of late signaling that retailers are planning features around less expensive beef cuts. Price USDA, FOB per pound.

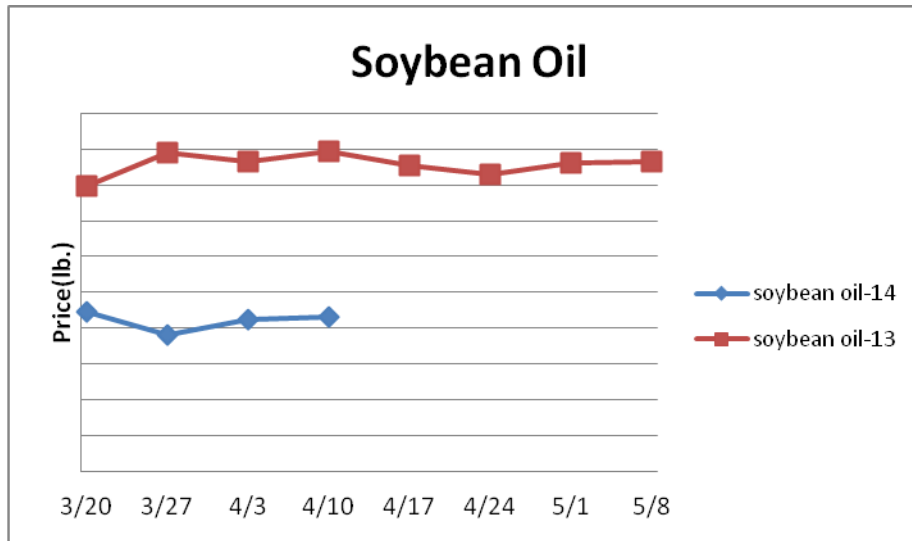


	<u>Market Trend</u>	<u>Supplies</u>	<u>Price vs. Last Year</u>
Live Cattle (Steer)	Steady	Good	Higher
Ground Beef 81/19	Decreasing	Good	Higher
Ground Chuck	Increasing	Good	Higher
109 Export Rib (choice)	Increasing	Good	Higher
109 Export Rib (prime)	Decreasing	Good	Higher
112a Ribeye (choice)	Decreasing	Good	Higher
112a Ribeye (prime)	Decreasing	Good	Higher
116 Chuck (choice)	Increasing	Good	Higher
120 Brisket (choice)	Increasing	Good	Higher
121c Outside Skirt (ch/sel.)	Increasing	Good	Higher
167a Knuckle, Trimmed (choice)	Decreasing	Good	Higher
168 Inside Round (choice)	Decreasing	Good	Higher
174 Short Loin (choice 0x1)	Decreasing	Good	Higher
174 Short Loin (prime 2x3)	Increasing	Good	Higher
180 1x1 Strip (choice)	Decreasing	Good	Higher
180 1x1 Strip (prime)	Increasing	Good	Higher
180 0x1 Strip (choice)	Decreasing	Good	Higher
184 Top Butt, boneless (choice)	Increasing	Good	Higher
184 Top Butt, boneless (prime)	Decreasing	Good	Higher
185a Sirloin Flap (choice)	Decreasing	Good	Higher
185c Loin, Tri-Tip (choice)	Decreasing	Good	Higher
189a Tender (select, 5 lb & up)	Decreasing	Good	Higher
189a Tender (choice, 5 lb & up)	Decreasing	Good	Higher
189a Tender (prime, heavy)	Decreasing	Good	Higher
193 Flank Steak (choice)	Increasing	Good	Higher
50% Trimmings	Decreasing	Good	Higher
65% Trimmings	Decreasing	Good	Higher
75% Trimmings	Steady	Good	Higher
85% Trimmings	Decreasing	Good	Higher
90% Trimmings	Steady	Good	Higher
90% Imported Beef (frozen)	Decreasing	Good	Higher

<b>Veal Rack (Hotel 7 rib)</b>	<b>Steady</b>	<b>Good</b>	<b>Higher</b>
<b>Veal Top Round (cap off)</b>	<b>Steady</b>	<b>Good</b>	<b>Same</b>

## Oil and Grains Report

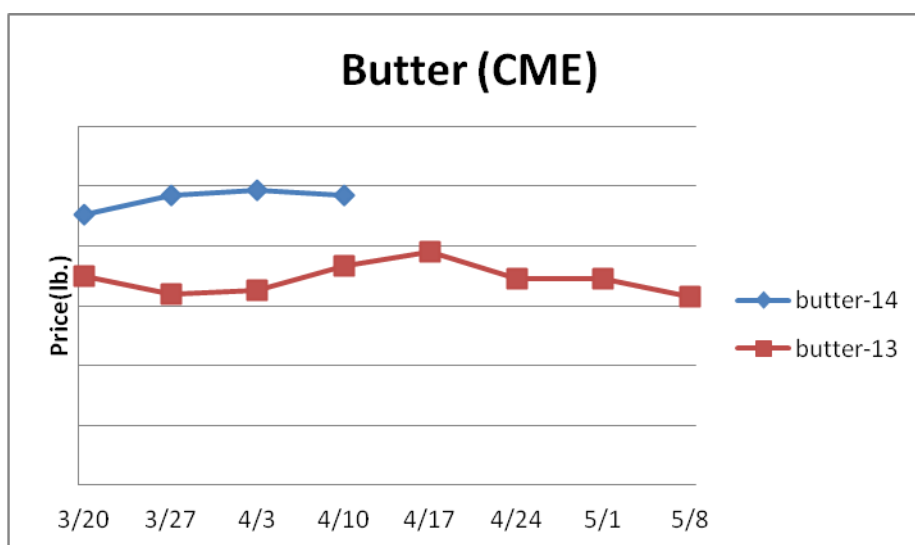
**Oil & Grains- Oil, Grains, Misc-** Better weather has aided the U.S. winter wheat crop as of late but conditions are still historically subpar. The wheat markets may be erratic in the near term. Prices USDA, FOB.



	<u>Market Trend</u>	<u>Supplies</u>	<u>Price vs. Last Year</u>
<b>Soybeans</b>	Decreasing	Good	Higher
<b>Crude Soybean Oil</b>	Increasing	Good	Lower
<b>Soymeal</b>	Decreasing	Good	Higher
<b>Corn</b>	Decreasing	Good	Lower
<b>Crude Corn Oil</b>	Steady	Good	Lower
<b>Distillers Grain, Dry</b>	Decreasing	Good	Lower
<b>Crude Palm Oil</b>	Increasing	Good	Higher
<b>Hard Red Winter Wheat</b>	Decreasing	Good	Higher
<b>Dark Northern Spring Wheat</b>	Decreasing	Good	Lower
<b>High Fructose Corn Syrup</b>	Decreasing	Good	Lower
<b>Durum Wheat</b>	Decreasing	Good	Lower

# Dairy Report

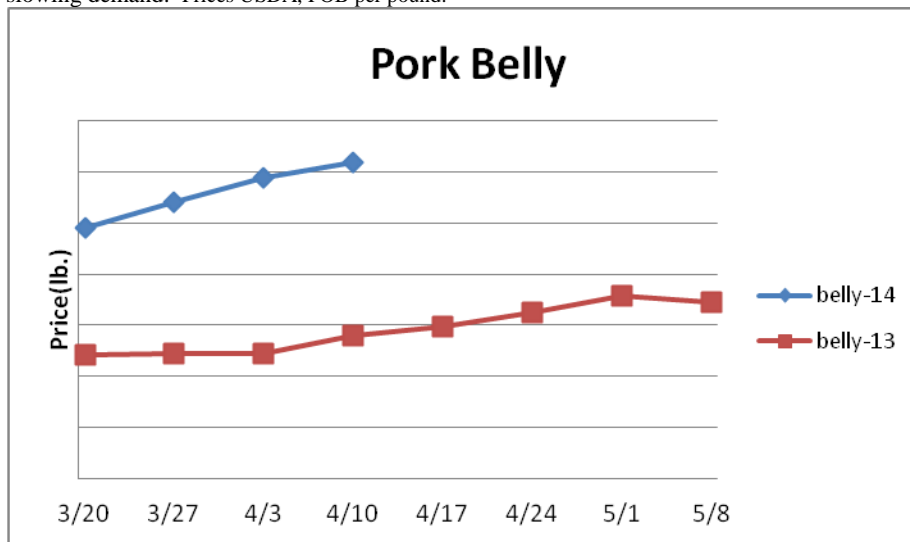
**Dairy-** The CME spot cheese markets have declined during the last week. Milk production is seasonally increasing in the Midwest aiding cheese production levels. Further, a cooler summer is anticipated this year due to an El Nino weather pattern which should enhance milk output. Even lower cheese prices are expected in the coming months. Last year the CME cheese block market declined 8% during May. Butter market depreciation may be forthcoming as well as international butter and nonfat dry milk markets are softening. Butter made its annual 2013 low in June. Prices per pound, except Class I Cream (hundred weight), from USDA.



	<u>Market Trend</u>	<u>Supplies</u>	<u>Price vs. Last Year</u>
<b>Cheese Barrels- CME</b>	Decreasing	Good	Higher
<b>Cheese 40 lb Blocks- CME</b>	Decreasing	Good	Higher
<b>American Cheese</b>	Steady	Good	Higher
<b>Cheddar Cheese</b>	Steady	Good	Higher
<b>Mozzarella Cheese</b>	Steady	Good	Higher
<b>Provolone Cheese</b>	Steady	Good	Higher
<b>Parmesan Cheese</b>	Steady	Good	Higher
<b>Butter- One lb Solids</b>	Decreasing	Good	Higher
<b>Nonfat Dry Milk</b>	Decreasing	Good	Higher
<b>Whey, Dry</b>	Increasing	Good	Higher
<b>Class I Milk Base</b>	Steady	Good	Higher
<b>Class II Cream (Heavy Cream)</b>	Steady	Good	Higher
<b>Class III Milk- CME</b>	Decreasing	Good	Higher
<b>Class IV Milk- CME</b>	Decreasing	Good	Higher

# Pork Report

**Pork** - Pork production last week was flat with the previous week and just .4% less than the same week a year ago. Pork output is anticipated to be inconsistent during the next several months due to PEDv. As with beef, buyers are resisting the inflated pork prices which has caused some of the markets to pause. Typically the USDA pork cutout will rise 14% from now until making a top during the summer. Any pending pork price increases may be limited by slowing demand. Prices USDA, FOB per pound.



	<u>Market Trend</u>	<u>Supplies</u>	<u>Price vs. Last Year</u>
<b>Live Hogs</b>	Decreasing	Good	Higher
<b>Belly (bacon)</b>	Increasing	Good	Higher
<b>Spare Rib (4.25 &amp; down)</b>	Decreasing	Good	Higher
<b>Ham (23-27 lb)</b>	Decreasing	Good	Higher
<b>Loin (bone-in)</b>	Decreasing	Good	Higher
<b>Baby Back Rib (1.75 &amp; up)</b>	Increasing	Good	Higher
<b>Tenderloin (1.25 lb)</b>	Decreasing	Good	Higher
<b>Boston Butt, untrimmed 4-8 lb.</b>	Decreasing	Good	Higher
<b>Picnic, untrimmed</b>	Decreasing	Good	Higher
<b>SS Picnic, smoker trim boxed</b>	Increasing	Good	Higher
<b>42% Trimmings</b>	Increasing	Good	Higher
<b>72% Trimmings</b>	Increasing	Good	Higher

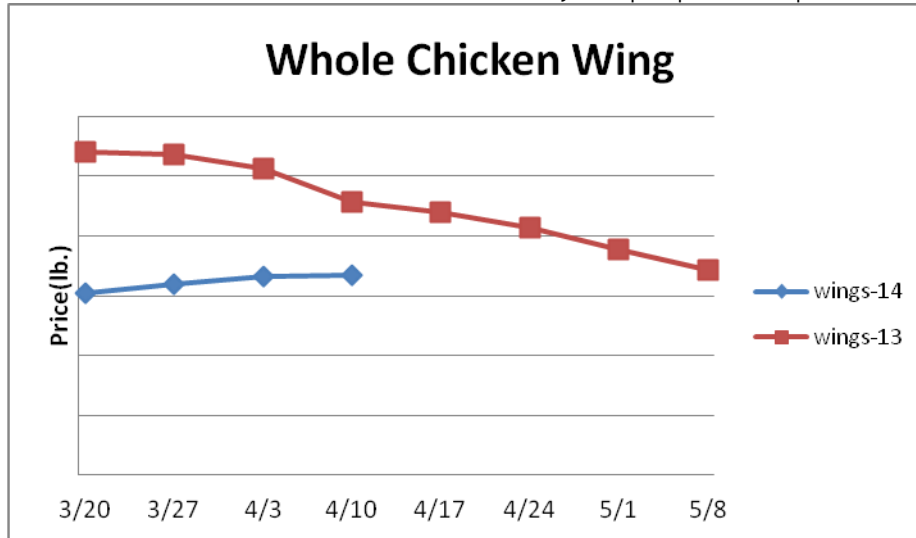
# Canned Tomato Report

**Tomato Products, Canned-** California tomato canners will be paying 18% more for tomatoes this year. The canned tomato markets are anticipated to remain firm deep into the summer. Prices per case (6/10) FOB, unless noted from ARA.

	<u>Market Trend</u>	<u>Supplies</u>	<u>Price vs. Last Year</u>
<b>Whole Peeled Standard</b>	Steady	Good	Same
<b>Diced, Fancy</b>	Steady	Good	Same
<b>Ketchup, 33%</b>	Steady	Good	Same
<b>Tomato Paste- Ind.</b>	Steady	Good	Same

# Poultry Report

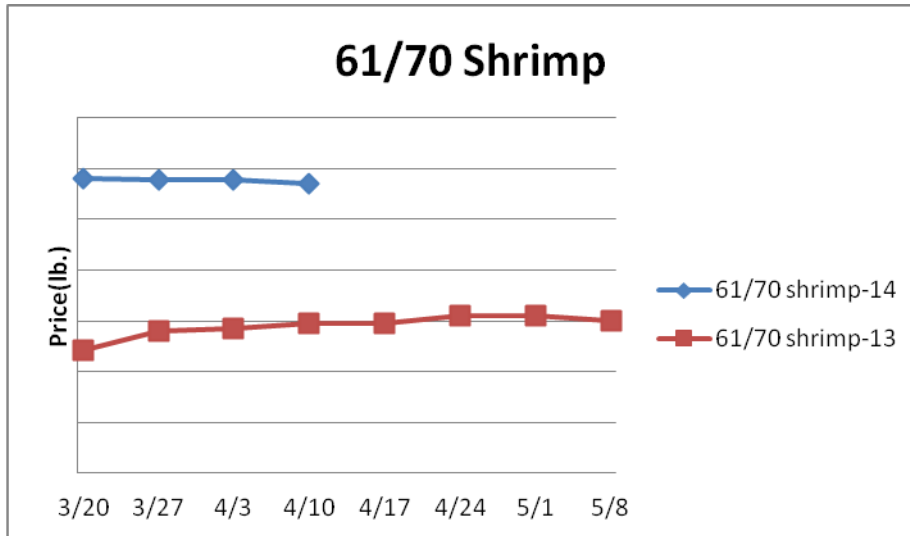
**Poultry**-Chicken output for the week ending March 29 was flat with the same week a year ago. Chicken production in the near term is expected to track close to 2013 levels. However, rising chicken prices and improving chicken producer margins are anticipated to lead to chicken output expansion versus the prior year later this spring and into the summer. The USDA is forecasting chicken output during the second quarter of this year to track 3.3% above 2013. The chicken wing markets have been counter-seasonally firming during the last month. This is due to the slowed chicken production levels. Some modest relief in wing prices is likely to occur before the markets start to appreciate for the pending football season. The chicken breast markets are projected to remain firm in the near term. Prices USDA, FOB per pound except when noted.



	<u>Market Trend</u>	<u>Supplies</u>	<u>Price vs. Last Year</u>
<b>Whole Chicken (2.5-3 lb-GA)</b>	Steady	Good	Higher
<b>Chicken Wings, Whole</b>	Increasing	Good	Lower
<b>Chicken Wings, Jumbo Cut</b>	Increasing	Good	Lower
<b>Chicken Breast, Bone-In</b>	Increasing	Good	Higher
<b>Chicken Breast, Bnless Skinless</b>	Increasing	Good	Higher
<b>Chicken Tender (random)</b>	Increasing	Good	Higher
<b>Chicken Tender (sized)</b>	Increasing	Good	Higher
<b>Chicken Legs (whole)</b>	Increasing	Good	Lower
<b>Chicken Leg Quarters</b>	Increasing	Good	Lower
<b>Chicken Thighs, bone in</b>	Increasing	Good	Lower
<b>Chicken Thighs, boneless</b>	Increasing	Good	Lower
<b>Large Eggs</b>	Increasing	Good	Higher
<b>Medium Eggs</b>	Steady	Good	Higher
<b>Whole Eggs- Liq</b>	Decreasing	Good	Higher
<b>Egg Whites- Liq</b>	Increasing	Good	Higher
<b>Egg Yolks- Liq</b>	Steady	Good	Lower
<b>Whole Turkey (8-16 lb)</b>	Steady	Good	Higher
<b>Turkey Breast- Bnls/Sknls</b>	Increasing	Good	Higher

# Seafood Report

**Seafood** - Shrimp imports during February were 15% larger than the prior year, the biggest for the month since 2008, but the smallest for any month since July. Poor Thailand shrimp output may continue to inflate the global shrimp markets. U.S. shrimp imports from the world's largest exporter Thailand in February were the smallest for the month since 1991. Prices for fresh product, unless noted, per pound from Fisheries Market News.



	<u>Market Trend</u>	<u>Supplies</u>	<u>Price vs. Last Year</u>
Salmon, Whole (10-12 lb)	n/a	Good	n/a
Catfish, Filets	n/a	Good	n/a
Trout, Drn. (8-14 oz)	n/a	Good	n/a
Shrimp (16-20 count)	Decreasing	Good	Higher
Shrimp (61-70 count)	Decreasing	Good	Higher
Shrimp, Tiger (26-30 count)	Decreasing	Good	Higher
Snow Crab Legs (5-8 oz)	Steady	Good	Higher
Snow Crab Legs (8 oz up)	Steady	Good	Higher
Cod Tails, 3-7 oz. Frz.	Steady	Good	Lower
Cod Loins, 3-12 oz. Frz.	Steady	Good	Lower
Salmon Portions, 4-8 oz. Frz.	Steady	Good	Higher

## Bean, Rice, Coffee and Sugar Report

	<u>Market Trend</u>	<u>Supplies</u>	<u>Price vs. Last Year</u>
<b>Pinto Beans</b>	Decreasing	Good	Higher
<b>Black Beans</b>	Steady	Good	Higher
<b>Rice, Long Grain</b>	Steady	Good	Same
<b>Coffee Beans</b>	Increasing	Good	Higher
<b>Sugar</b>	Increasing	Good	Higher
<b>Honey</b>	Steady	Good	Higher

## Paper Product Report

	<u>Market Trend</u>	<u>Supplies</u>	<u>Price vs. Last Year</u>
Wood Pulp (paper)			
<b>NBSK- Paper napkin</b>	Increasing	Good	Higher
<b>42 lb. Linerboard-corrugated box</b>	Increasing	Good	Higher
Plastic Resins (plastic, foam)			
<b>PS-CHH-utensils, cups, to-go cont.</b>	Steady	Good	Higher
<b>PP-HIGP-heavy grade utensils</b>	Decreasing	Good	Higher
<b>PE-LLD-can liners, film, bags</b>	Steady	Good	Higher

## Retail Price Change from Prior Month

	<u>Feb-14</u>	<u>Jan-14</u>	<u>Dec-13</u>
<b>Beef and Veal</b>	Increasing	Decreasing	Increasing
<b>Dairy</b>	Increasing	Increasing	Increasing
<b>Pork</b>	Increasing	Increasing	Decreasing
<b>Chicken</b>	Decreasing	Decreasing	Increasing
<b>Fresh Fish and Seafood</b>	Increasing	Increasing	Decreasing
<b>Fresh Fruits and Vegetables</b>	Increasing	Decreasing	Decreasing



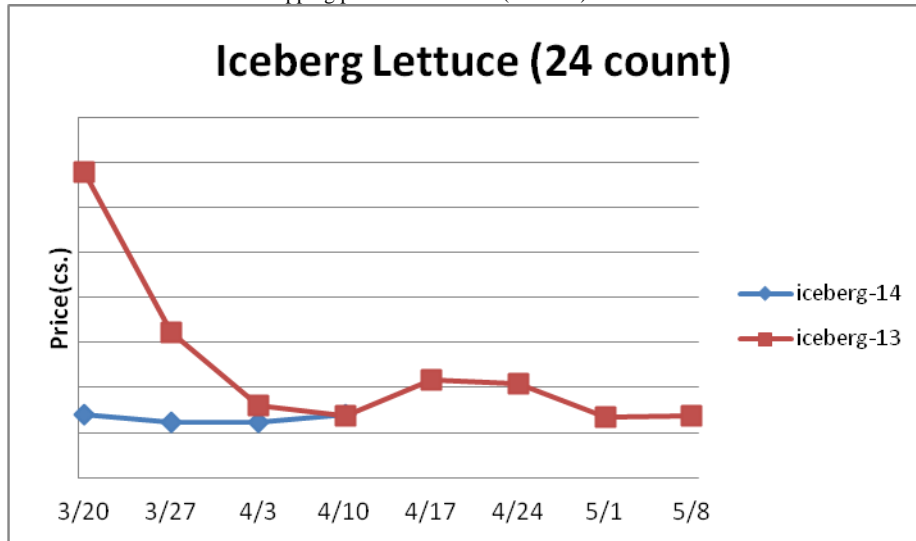
# Processed Fruits and Vegetables Report

**Processed Fruits and Vegetables–** The processed vegetable markets are relatively firm. Delayed planting due to lingering cold temperatures may cause inflated processed vegetable markets to persist. Prices FOB per case from ARA.

<u>Canned 6/10</u>	<u>Market Trend</u>	<u>Supplies</u>	<u>Price vs. Last Year</u>
<b>Corn, Fancy Whole Kernel</b>	<b>Steady</b>	<b>Good</b>	<b>Same</b>
<b>Green Beans, Fancy 4 sv</b>	<b>Steady</b>	<b>Good</b>	<b>Same</b>
<b>Green Peas, Fancy 4 sv/blend</b>	<b>Steady</b>	<b>Good</b>	<b>Same</b>
<u><b>Frozen</b></u>			
<b>Corn, Cob 96 count</b>	<b>Steady</b>	<b>Good</b>	<b>Same</b>
<b>Corn, Kernel 12/2.5 lb.</b>	<b>Steady</b>	<b>Good</b>	<b>Same</b>
<b>Green Beans, Cut 12/2 lb.</b>	<b>Steady</b>	<b>Good</b>	<b>Same</b>
<b>Green Peas, 12/2.5 lb.</b>	<b>Steady</b>	<b>Good</b>	<b>Same</b>
<b>Potatoes, FF Fancy, 6/5 lb.</b>	<b>Steady</b>	<b>Good</b>	<b>Same</b>

# Produce Report

**Produce-** The tomato markets continue to trade at relatively inflated levels due to the short supplies in the east. Tomato shipments from Florida last week were 37% less than the same week a year ago. Further, demand for tomatoes is improving with the better weather. Florida tomato shipments are anticipated to improve in the coming weeks which could bring some relief to tomato prices. The lettuce markets are firming some due to the main production transition to the Salinas California area and improving demand. The upside price risk in lettuce for the near term may only be modest. Prices USDA FOB shipping point unless noted (terminal).



	<u>Market Trend</u>	<u>Supplies</u>	<u>Price vs. Last Year</u>
<b>Limes (150 count)</b>	Steady	Good	Higher
<b>Lemons (95 count)</b>	Steady	Good	Higher
<b>Lemons (200 count)</b>	Steady	Good	Higher
<b>Honeydew (6 ct.)</b>	Decreasing	Good	Higher
<b>Cantaloupe (15 count)</b>	Steady	Good	Higher
<b>Blueberries (12 count)</b>	Increasing	Good	Higher
<b>Strawberries (12 pints)</b>	Increasing	Good	Higher
<b>Avocados, Hass (48 count)</b>	Increasing	Good	Higher
<b>Bananas (40 lb)-Term.</b>	Decreasing	Good	Higher
<b>Pineapple (7 ct.)- Term.</b>	Decreasing	Good	Higher
<b>Idaho Potato (60 count)</b>	Steady	Good	Higher
<b>Idaho Potato (70 count)</b>	Steady	Good	Higher
<b>Idaho Potato (70 count)-Term.</b>	Increasing	Good	Higher
<b>Idaho Potato (90 count)</b>	Steady	Good	Higher
<b>Idaho Potato #2 (6 oz. min.)</b>	Steady	Good	Higher
<b>Processing Potato (100 lb)</b>	Steady	Good	Higher
<b>Yellow Onions (50 lb)</b>	Decreasing	Good	Higher
<b>Yellow Onions (50 lb)-Term.</b>	Decreasing	Good	Higher
<b>Red Onions (25 lb)-Term.</b>	Increasing	Good	Lower
<b>White Onions (50 lb)-Term.</b>	Decreasing	Good	Higher
<b>Tomatoes, (large- case)</b>	Steady	Good	Higher
<b>Tomatoes, (5x6, 25 lb.)-Term.</b>	Decreasing	Good	Higher
<b>Tomatoes, Vine Ripe, (4x5)</b>	Decreasing	Good	Lower
<b>Roma Tomatoes (large- case)</b>	Decreasing	Good	Lower
<b>Roma Tomatoes (xlarge- case)</b>	Decreasing	Good	Lower

<b>Green Peppers (large- case)</b>	<b>Decreasing</b>	<b>Good</b>	<b>Lower</b>
<b>Red Peppers (large- 15 lb. cs.)</b>	<b>Steady</b>	<b>Good</b>	<b>Higher</b>
<b>Iceberg Lettuce (24 count)</b>	<b>Increasing</b>	<b>Good</b>	<b>Higher</b>
<b>Iceberg Lettuce (24 cnt)-Term.</b>	<b>Increasing</b>	<b>Good</b>	<b>Higher</b>

## Produce Report (continued)

<b>Leaf Lettuce (24 count)</b>	<b>Increasing</b>	<b>Good</b>	<b>Higher</b>
<b>Romaine Lettuce (24 count)</b>	<b>Increasing</b>	<b>Good</b>	<b>Higher</b>
<b>Mesculin Mix (3 lb)-Term.</b>	<b>Increasing</b>	<b>Good</b>	<b>Higher</b>
<b>Broccoli (14 cnt.)</b>	<b>Increasing</b>	<b>Good</b>	<b>Higher</b>
<b>Squash (case)</b>	<b>Steady</b>	<b>Good</b>	<b>Higher</b>
<b>Zucchini (case)</b>	<b>Decreasing</b>	<b>Good</b>	<b>Higher</b>
<b>Green Beans (bushel)</b>	<b>Increasing</b>	<b>Good</b>	<b>Lower</b>
<b>Spinach, Flat 24's</b>	<b>Increasing</b>	<b>Good</b>	<b>Higher</b>
<b>Mushrooms (large), Term.</b>	<b>Decreasing</b>	<b>Good</b>	<b>Lower</b>
<b>Cucumbers, Bushel</b>	<b>Increasing</b>	<b>Good</b>	<b>Lower</b>
<b>Pickles (200-300 ct.)-Term.</b>	<b>Decreasing</b>	<b>Good</b>	<b>Lower</b>
<b>Asparagus (small)</b>	<b>Steady</b>	<b>Good</b>	<b>Lower</b>
<b>Freight (CA to City Avg.)</b>	<b>Steady</b>	<b>Good</b>	<b>Higher</b>