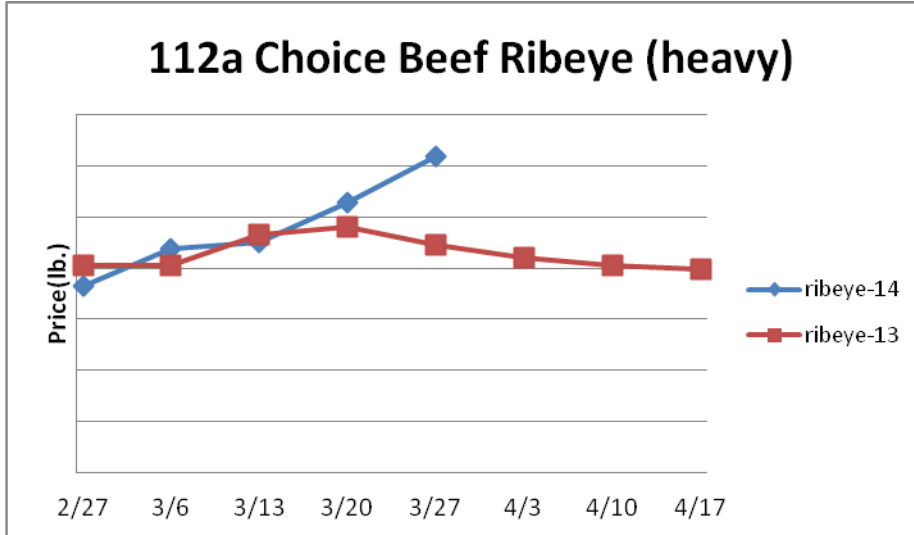


# Beef, Veal and Lamb Report

**Beef, Veal & Lamb-** Beef production last week rose 1.8% but was 4.1% smaller than the same week a year ago. Limited cattle supplies are anticipated to restrict beef production throughout April. The March 1 cattle on feed inventory was .6% less than last year. However, cattle placements into feedlots during February were 14.7% larger than 2013. The near slaughter ready cattle herd is projected to be much closer to the prior year level in June which could help bring some modest price relief to the beef markets. In the meantime, most of the grill item beef markets including ground beef, top butt and strips could remain historically inflated. Typically these markets peak in late April to early June. Price USDA, FOB per pound.

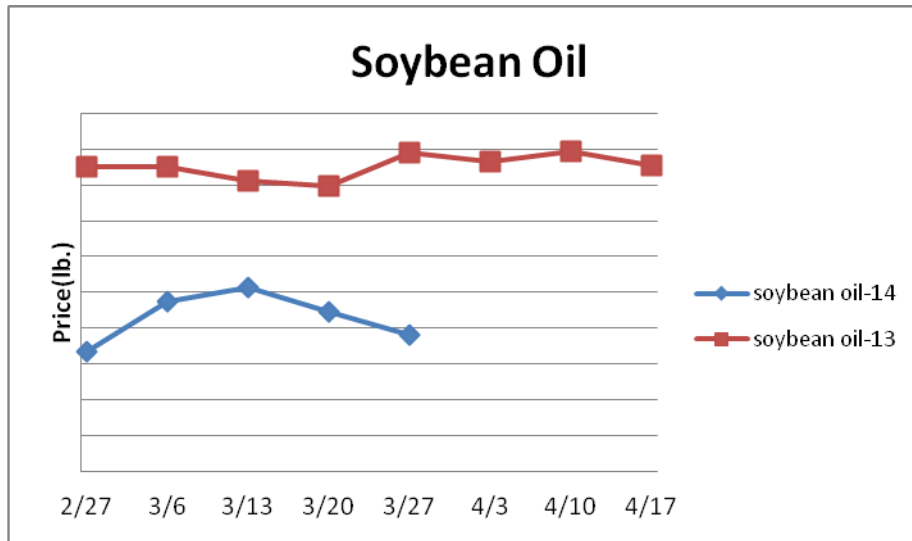


	<u>Market Trend</u>	<u>Supplies</u>	<u>Price vs. Last Year</u>
Live Cattle (Steer)	Increasing	Good	Higher
Ground Beef 81/19	Decreasing	Good	Higher
Ground Chuck	Decreasing	Good	Higher
109 Export Rib (choice)	Increasing	Good	Higher
109 Export Rib (prime)	Increasing	Good	Higher
112a Ribeye (choice)	Increasing	Good	Higher
112a Ribeye (prime)	Increasing	Good	Higher
116 Chuck (choice)	Decreasing	Good	Higher
120 Brisket (choice)	Decreasing	Good	Higher
121c Outside Skirt (ch/sel.)	Increasing	Good	Higher
167a Knuckle, Trimmed (choice)	Decreasing	Good	Higher
168 Inside Round (choice)	Decreasing	Good	Higher
174 Short Loin (choice 0x1)	Increasing	Good	Higher
174 Short Loin (prime 2x3)	Increasing	Good	Higher
180 1x1 Strip (choice)	Increasing	Good	Higher
180 1x1 Strip (prime)	Increasing	Good	Higher
180 0x1 Strip (choice)	Increasing	Good	Higher
184 Top Butt, boneless (choice)	Decreasing	Good	Higher
184 Top Butt, boneless (prime)	Increasing	Good	Higher
185a Sirloin Flap (choice)	Increasing	Good	Higher
185c Loin, Tri-Tip (choice)	Increasing	Good	Higher
189a Tender (select, 5 lb & up)	Decreasing	Good	Higher
189a Tender (choice, 5 lb & up)	Increasing	Good	Higher
189a Tender (prime, heavy)	Decreasing	Good	Higher
193 Flank Steak (choice)	Increasing	Good	Higher
50% Trimmings	Decreasing	Good	Higher
65% Trimmings	Increasing	Good	Higher
75% Trimmings	Decreasing	Good	Higher
85% Trimmings	Increasing	Good	Higher
90% Trimmings	Increasing	Good	Higher
90% Imported Beef (frozen)	Decreasing	Good	Higher

<b>Veal Rack (Hotel 7 rib)</b>	<b>Steady</b>	<b>Good</b>	<b>Higher</b>
<b>Veal Top Round (cap off)</b>	<b>Steady</b>	<b>Good</b>	<b>Higher</b>

## Oil and Grains Report

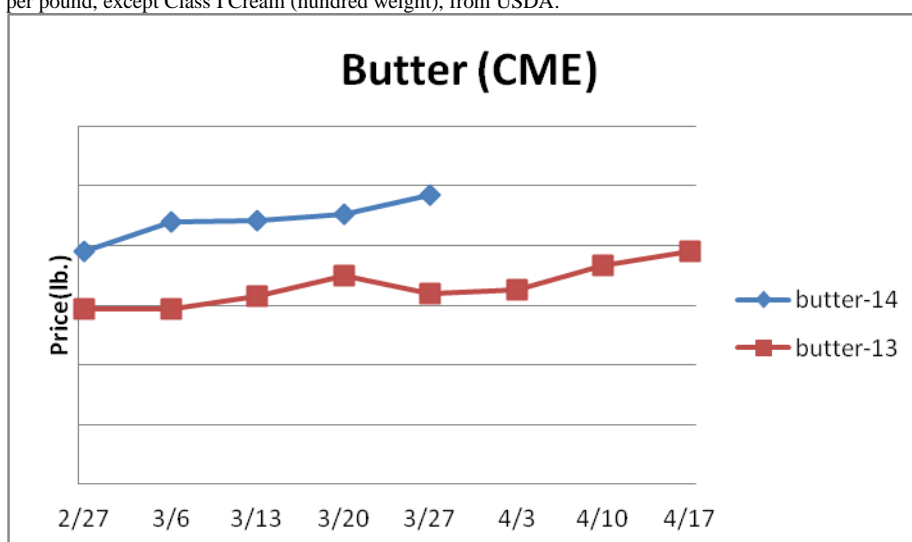
**Oil & Grains- Oil, Grains, Misc-** Dry cold weather in the southern plains is causing the U.S. winter wheat crop to deteriorate. Wheat prices could remain supported in the near term. Prices USDA, FOB.



	<u>Market Trend</u>	<u>Supplies</u>	<u>Price vs. Last Year</u>
<b>Soybeans</b>	Increasing	Good	Lower
<b>Crude Soybean Oil</b>	Decreasing	Good	Lower
<b>Soymeal</b>	Increasing	Good	Higher
<b>Corn</b>	Increasing	Good	Lower
<b>Crude Corn Oil</b>	Decreasing	Good	Lower
<b>Distillers Grain, Dry</b>	Increasing	Good	Lower
<b>Crude Palm Oil</b>	Decreasing	Good	Higher
<b>Hard Red Winter Wheat</b>	Increasing	Good	Higher
<b>Dark Northern Spring Wheat</b>	Increasing	Good	Lower
<b>High Fructose Corn Syrup</b>	Increasing	Good	Lower
<b>Durum Wheat</b>	Steady	Good	Lower

# Dairy Report

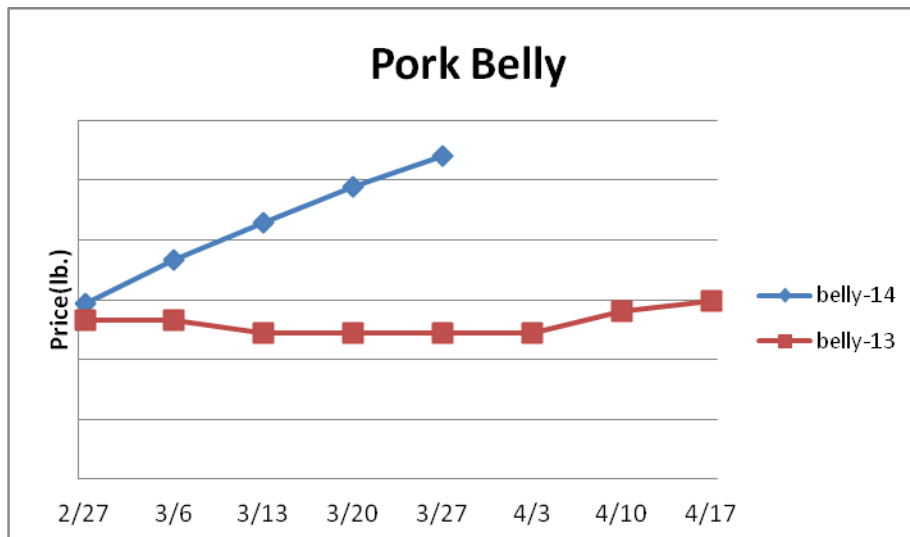
**Dairy-** The CME spot cheese markets continue to trade at inflated levels with both the cheese block and barrel markets setting new record highs this week. This is due in part to cold weather slowed milk output in the Midwest during the last several months. The December through February average temperature in Wisconsin was the lowest since 1978. February 28th cheese stocks were 5.5% less than last year but the third largest for the date since 1984. February butter holdings were 31% less than 2013. Lower butter prices are anticipated in the coming months. Prices per pound, except Class I Cream (hundred weight), from USDA.



	<u>Market Trend</u>	<u>Supplies</u>	<u>Price vs. Last Year</u>
<b>Cheese Barrels- CME</b>	Increasing	Good	Higher
<b>Cheese 40 lb Blocks- CME</b>	Increasing	Good	Higher
<b>American Cheese</b>	Increasing	Good	Higher
<b>Cheddar Cheese</b>	Increasing	Good	Higher
<b>Mozzarella Cheese</b>	Increasing	Good	Higher
<b>Provolone Cheese</b>	Increasing	Good	Higher
<b>Parmesan Cheese</b>	Increasing	Good	Higher
<b>Butter- One lb Solids</b>	Increasing	Good	Higher
<b>Nonfat Dry Milk</b>	Increasing	Good	Higher
<b>Whey, Dry</b>	Increasing	Good	Higher
<b>Class I Milk Base</b>	Increasing	Good	Higher
<b>Class II Cream (Heavy Cream)</b>	Increasing	Good	Higher
<b>Class III Milk- CME</b>	Increasing	Good	Higher
<b>Class IV Milk- CME</b>	Increasing	Good	Higher

# Pork Report

**Pork** - Pork production last week rose 1% but was 3.5% less than 2013. Tight hog supplies due to PEDV are anticipated to persist through the spring. Many of the pork markets have soared as various buyers attempt to secure stocks to protect against a pending supply shortfall. Inflated pork prices are likely to persevere. February 28th pork belly holdings were 108% larger than last year's depleted level. Better stocks may temper any further belly market gains. Prices USDA, FOB per pound.



	<u>Market Trend</u>	<u>Supplies</u>	<u>Price vs. Last Year</u>
<b>Live Hogs</b>	Increasing	Good	Higher
<b>Belly (bacon)</b>	Increasing	Good	Higher
<b>Spare Rib (4.25 &amp; down)</b>	Increasing	Good	Higher
<b>Ham (23-27 lb)</b>	Increasing	Good	Higher
<b>Loin (bone-in)</b>	Decreasing	Good	Higher
<b>Baby Back Rib (1.75 &amp; up)</b>	Increasing	Good	Higher
<b>Tenderloin (1.25 lb)</b>	Increasing	Good	Higher
<b>Boston Butt, untrimmed 4-8 lb.</b>	Increasing	Good	Higher
<b>Picnic, untrimmed</b>	Increasing	Good	Higher
<b>SS Picnic, smoker trim boxed</b>	Increasing	Good	Higher
<b>42% Trimmings</b>	Increasing	Good	Higher
<b>72% Trimmings</b>	Increasing	Good	Higher

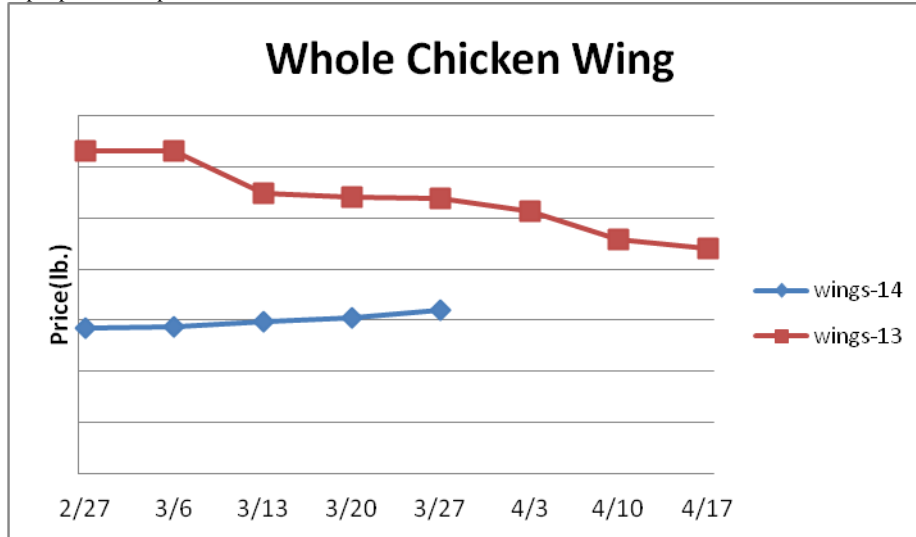
# Canned Tomato Report

**Tomato Products, Canned-** Current canned tomato supplies are relatively sufficient for this time of year. Canned tomato prices are expected to be firm this spring. Prices per case (6/10) FOB, unless noted from ARA.

	<u>Market Trend</u>	<u>Supplies</u>	<u>Price vs. Last Year</u>
<b>Whole Peeled Standard</b>	Steady	Good	Same
<b>Diced, Fancy</b>	Steady	Good	Same
<b>Ketchup, 33%</b>	Steady	Good	Same
<b>Tomato Paste- Ind.</b>	Steady	Good	Same

# Poultry Report

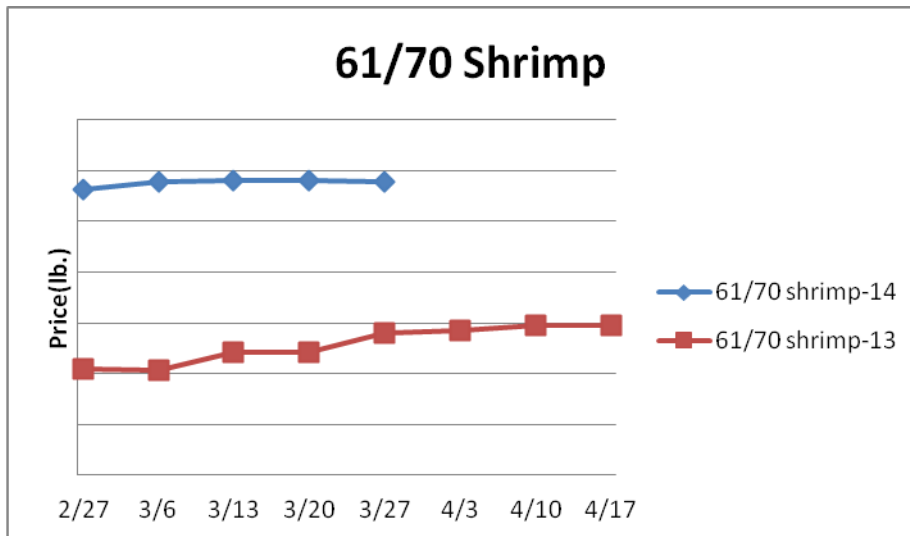
**Poultry**-Chicken output for the week ending March 15th rose 4.2% but was .5% smaller than the same week a year ago. Chicken production could trend close to 2013 levels in the near term. The February broiler type chick hatch was .1% smaller than the previous year. Better chicken output versus 2013 is anticipated later this spring as chicken producer margins have greatly improved during the last month. Further, the broiler hatchery flock is expected to be more than 1% larger than last year by June. The USDA is forecasting spring U.S. chicken production to be 3.3% larger than the prior year. This eventually could bring some price relief to the chicken markets. Additional chicken breast market increases are likely in the meantime. Chicken breast prices usually move 5% higher during April. Prices USDA, FOB per pound except when noted .



	<u>Market Trend</u>	<u>Supplies</u>	<u>Price vs. Last Year</u>
<b>Whole Chicken (2.5-3 lb-GA)</b>	Increasing	Good	Higher
<b>Chicken Wings, Whole</b>	Increasing	Good	Lower
<b>Chicken Wings, Jumbo Cut</b>	Increasing	Good	Lower
<b>Chicken Breast, Bone-In</b>	Increasing	Good	Lower
<b>Chicken Breast, Boneless</b>	Increasing	Good	Higher
<b>Chicken Tender (random)</b>	Steady	Good	Higher
<b>Chicken Tender (sized)</b>	Steady	Good	Higher
<b>Chicken Legs (whole)</b>	Increasing	Good	Lower
<b>Chicken Leg Quarters</b>	Increasing	Good	Lower
<b>Chicken Thighs, bone in</b>	Decreasing	Good	Lower
<b>Chicken Thighs, boneless</b>	Increasing	Good	Higher
<b>Large Eggs</b>	Increasing	Good	Higher
<b>Medium Eggs</b>	Increasing	Good	Higher
<b>Whole Eggs- Lq</b>	Increasing	Good	Higher
<b>Egg Whites- Lq</b>	Increasing	Good	Higher
<b>Egg Yolks- Lq</b>	Steady	Good	Lower
<b>Whole Turkey (8-16 lb)</b>	Increasing	Good	Higher
<b>Turkey Breast- Boneless/Skinless</b>	Increasing	Good	Higher

# Seafood Report

**Seafood** - U.S. Gulf of Mexico shrimp landings remain unimpressive despite the historically inflated shrimp markets. U.S. Gulf shrimp landings during February were essentially flat with the previous year but the second smallest for the month since 2010. The shrimp markets are expected to continue to track above 2013 levels deep into the summer. Prices for fresh product, unless noted, per pound from Fisheries Market News.



	<u>Market Trend</u>	<u>Supplies</u>	<u>Price vs. Last Year</u>
Salmon, Whole (10-12 lb)	n/a	Good	n/a
Catfish, Filets	n/a	Good	n/a
Trout, Drn. (8-14 oz)	n/a	Good	n/a
Shrimp (16-20 count)	Decreasing	Good	Higher
Shrimp (61-70 count)	Decreasing	Good	Higher
Shrimp, Tiger (26-30 count)	Decreasing	Good	Higher
Snow Crab Legs (5-8 oz)	Steady	Good	Higher
Snow Crab Legs (8 oz up)	Steady	Good	Higher
Cod Tails, 3-7 oz. Frz.	Steady	Good	Lower
Cod Loins, 3-12 oz. Frz.	Steady	Good	Lower
Salmon Portions, 4-8 oz. Frz.	Steady	Good	Higher

# Bean, Rice, Coffee and Sugar Report

	<u>Market Trend</u>	<u>Supplies</u>	<u>Price vs. Last Year</u>
<b>Pinto Beans</b>	Steady	Good	Lower
<b>Black Beans</b>	Steady	Good	Same
<b>Rice, Long Grain</b>	Decreasing	Good	Higher
<b>Coffee Beans</b>	Decreasing	Good	Higher
<b>Sugar</b>	Decreasing	Good	Higher
<b>Honey</b>	Increasing	Good	Higher

# Paper Product Report

	<u>Market Trend</u>	<u>Supplies</u>	<u>Price vs. Last Year</u>
<b>Wood Pulp (paper)</b>			
<b>NBSK- Paper napkin</b>	Increasing	Good	Higher
<b>42 lb. Linerboard-corrugated box</b>	Decreasing	Good	Higher
<b>Plastic Resins (plastic, foam)</b>			
<b>PS-CHH-utensils, cups, to-go cont.</b>	Steady	Good	Higher
<b>PP-HIGP-heavy grade utensils</b>	Steady	Good	Lower
<b>PE-LLD-can liners, film, bags</b>	Steady	Good	Higher

# Retail Price Change from Prior Month

	<u>Feb-14</u>	<u>Jan-14</u>	<u>Dec-13</u>
<b>Beef and Veal</b>	Increasing	Decreasing	Increasing
<b>Dairy</b>	Increasing	Increasing	Increasing
<b>Pork</b>	Increasing	Increasing	Decreasing
<b>Chicken</b>	Decreasing	Decreasing	Increasing
<b>Fresh Fish and Seafood</b>	Increasing	Increasing	Decreasing
<b>Fresh Fruits and Vegetables</b>	Increasing	Decreasing	Decreasing

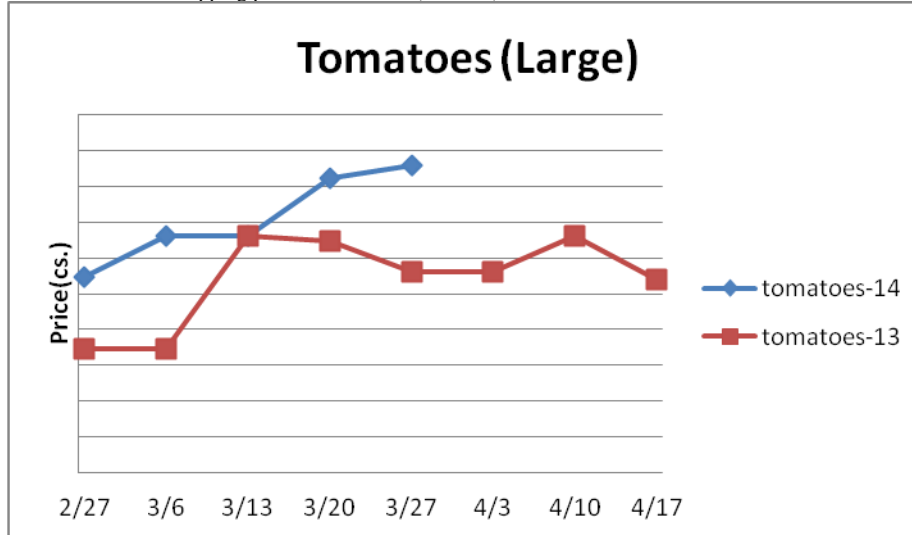
# Processed Fruits and Vegetables Report

**Processed Fruits and Vegetables-** February 28th frozen green bean (27%) and cob corn (3%) stocks were both below the previous year. The processed vegetable markets could remain firm through the spring. Prices per case (6/10) FOB, unless noted from ARA.

<u>Canned 6/10</u>	<u>Market Trend</u>	<u>Supplies</u>	<u>Price vs. Last Year</u>
<b>Corn, Fancy Whole Kernel</b>	<b>Steady</b>	<b>Good</b>	<b>Same</b>
<b>Green Beans, Fancy 4 sv</b>	<b>Steady</b>	<b>Good</b>	<b>Same</b>
<b>Green Peas, Fancy 4 sv/blend</b>	<b>Steady</b>	<b>Good</b>	<b>Same</b>
<u><b>Frozen</b></u>			
<b>Corn, Cob 96 count</b>	<b>Steady</b>	<b>Good</b>	<b>Same</b>
<b>Corn, Kernel 12/2.5 lb.</b>	<b>Steady</b>	<b>Good</b>	<b>Same</b>
<b>Green Beans, Cut 12/2 lb.</b>	<b>Steady</b>	<b>Good</b>	<b>Same</b>
<b>Green Peas, 12/2.5 lb.</b>	<b>Steady</b>	<b>Good</b>	<b>Same</b>
<b>Potatoes, FF Fancy, 6/5 lb.</b>	<b>Steady</b>	<b>Good</b>	<b>Same</b>

# Produce Report

**Produce-** Limited tomato supplies in the east are bringing support to the tomato markets. Florida tomato shipments last week declined 25% and were 39% smaller than the same week last year. The Florida tomato harvest could remain subpar into early April which may cause relatively inflated tomato prices to persist. Lettuce supplies remain ample as the chief harvest area transitions to the Huron California region. Better lettuce demand with the improving spring temperatures could increase lettuce prices in the coming weeks. Higher potato prices may be forthcoming as well. Prices USDA FOB shipping point unless noted (terminal).



	<u>Market Trend</u>	<u>Supplies</u>	<u>Price vs. Last Year</u>
Limes (150 count)	Steady	Good	Higher
Lemons (95 count)	Steady	Good	Higher
Lemons (200 count)	Steady	Good	Higher
Honeydew (6 ct.)	Increasing	Good	Lower
Cantaloupe (15 count)	Steady	Good	Lower
Blueberries (12 count)	Decreasing	Good	Higher
Strawberries (12 pints)	Steady	Good	Lower
Avocados, Hass (48 count)	Increasing	Good	Higher
Bananas (40 lb)-Term.	Decreasing	Good	Lower
Pineapple (7 ct.)- Term.	Decreasing	Good	Lower
Idaho Potato (60 count)	Increasing	Good	Higher
Idaho Potato (70 count)	Increasing	Good	Higher
Idaho Potato (70 count)-Term.	Decreasing	Good	Higher
Idaho Potato (90 count)	Increasing	Good	Higher
Idaho Potato #2 (6 oz. min.)	Decreasing	Good	Higher
Processing Potato (100 lb)	Steady	Good	Higher
Yellow Onions (50 lb)	Decreasing	Good	Higher
Yellow Onions (50 lb)-Term.	Increasing	Good	Higher
Red Onions (25 lb)-Term.	Decreasing	Good	Lower
White Onions (50 lb)-Term.	Decreasing	Good	Higher
Tomatoes, (large- case)	Increasing	Good	Higher
Tomatoes, (5x6, 25 lb.)-Term.	Increasing	Good	Higher
Tomatoes, Vine Ripe, (4x5)	Increasing	Good	Higher
Roma Tomatoes (large- case)	Increasing	Good	Higher
Roma Tomatoes (xlarge- case)	Decreasing	Good	Higher
Green Peppers (large- case)	Increasing	Good	Higher
Red Peppers (large- 15 lb. cs.)	Increasing	Good	Higher
Iceberg Lettuce (24 count)	Decreasing	Good	Lower
Iceberg Lettuce (24 cnt)-Term.	Steady	Good	Lower

## Produce Report (continued)

<b>Leaf Lettuce (24 count)</b>	<b>Decreasing</b>	<b>Good</b>	<b>Lower</b>
<b>Romaine Lettuce (24 count)</b>	<b>Increasing</b>	<b>Good</b>	<b>Lower</b>
<b>Mesculin Mix (3 lb)-Term.</b>	<b>Decreasing</b>	<b>Good</b>	<b>Higher</b>
<b>Broccoli (14 cnt.)</b>	<b>Decreasing</b>	<b>Good</b>	<b>Higher</b>
<b>Squash (case)</b>	<b>Steady</b>	<b>Good</b>	<b>Lower</b>
<b>Zucchini (case)</b>	<b>Increasing</b>	<b>Good</b>	<b>Higher</b>
<b>Green Beans (bushel)</b>	<b>Decreasing</b>	<b>Good</b>	<b>Lower</b>
<b>Spinach, Flat 24's</b>	<b>Increasing</b>	<b>Good</b>	<b>Higher</b>
<b>Mushrooms (large), Term.</b>	<b>Increasing</b>	<b>Good</b>	<b>Lower</b>
<b>Cucumbers, Bushel</b>	<b>Decreasing</b>	<b>Good</b>	<b>Lower</b>
<b>Pickles (200-300 ct.)-Term.</b>	<b>Increasing</b>	<b>Good</b>	<b>Higher</b>
<b>Asparagus (small)</b>	<b>Steady</b>	<b>Good</b>	<b>Lower</b>
<b>Freight (CA to City Avg.)</b>	<b>Increasing</b>	<b>Good</b>	<b>Higher</b>