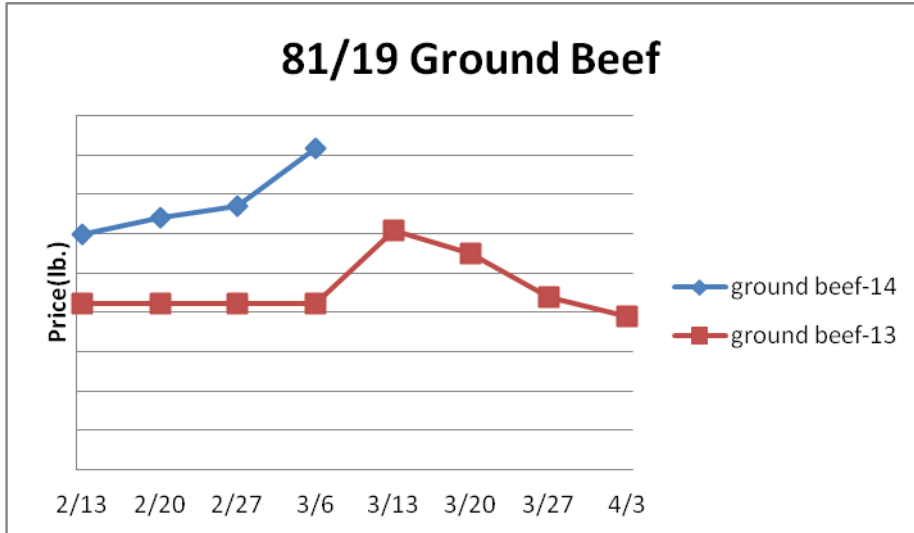


Beef, Veal and Lamb Report

Beef, Veal & Lamb Beef output last week rose 5.1% from the previous week and was 2.1% larger than the same week a year ago. Cattle supplies remain limited, however, with the cattle market achieving a new record high in the last week. Thus, beef production is forecasted to trend substantially below 2013 throughout the spring. Despite the surge in beef output last week, most beef markets have been moving upward due to seasonally better demand. Ground beef and beef trim demand remains especially good as retailers look to feature less expensive beef products for the upcoming grilling season. Still, seasonal appreciation in beef strips and top butts is likely in the coming weeks. Price USDA, FOB per pound.

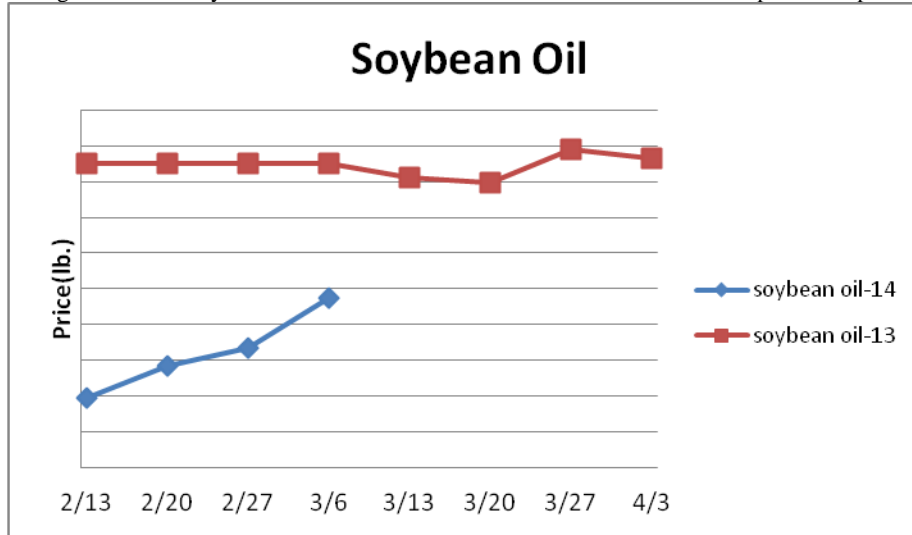


	<u>Market Trend</u>	<u>Supplies</u>	<u>Price vs. Last Year</u>
Live Cattle (Steer)	Increasing	Good	Higher
Ground Beef 81/19	Increasing	Good	Higher
Ground Chuck	Increasing	Good	Higher
109 Export Rib (choice)	Increasing	Good	Lower
109 Export Rib (prime)	Decreasing	Good	Higher
112a Ribeye (choice)	Increasing	Good	Lower
112a Ribeye (prime)	Decreasing	Good	Higher
116 Chuck (choice)	Increasing	Good	Higher
120 Brisket (choice)	Increasing	Good	Higher
121c Outside Skirt (ch/sel.)	Increasing	Good	Lower
167a Knuckle, Trimmed (choice)	Increasing	Good	Higher
168 Inside Round (choice)	Increasing	Good	Higher
174 Short Loin (choice 0x1)	Increasing	Good	Higher
174 Short Loin (prime 2x3)	Increasing	Good	Higher
180 1x1 Strip (choice)	Increasing	Good	Higher
180 1x1 Strip (prime)	Increasing	Good	Higher
180 0x1 Strip (choice)	Increasing	Good	Higher
184 Top Butt, boneless (choice)	Increasing	Good	Lower
184 Top Butt, boneless (prime)	Increasing	Good	Lower
185a Sirloin Flap (choice)	Increasing	Good	Higher
185c Loin, Tri-Tip (choice)	Increasing	Good	Higher
189a Tender (select, 5 lb & up)	Increasing	Good	Higher
189a Tender (choice, 5 lb & up)	Increasing	Good	Higher
189a Tender (prime, heavy)	Decreasing	Good	Higher
193 Flank Steak (choice)	Increasing	Good	Higher
50% Trimmings	Increasing	Good	Higher
65% Trimmings	Increasing	Good	Higher
75% Trimmings	Increasing	Good	Higher
85% Trimmings	Increasing	Good	Higher
90% Trimmings	Decreasing	Good	Higher
90% Imported Beef (frozen)	Increasing	Good	Higher

Veal Rack (Hotel 7 rib)	Steady	Good	Higher
Veal Top Round (cap off)	Steady	Good	Higher

Oil and Grains Report

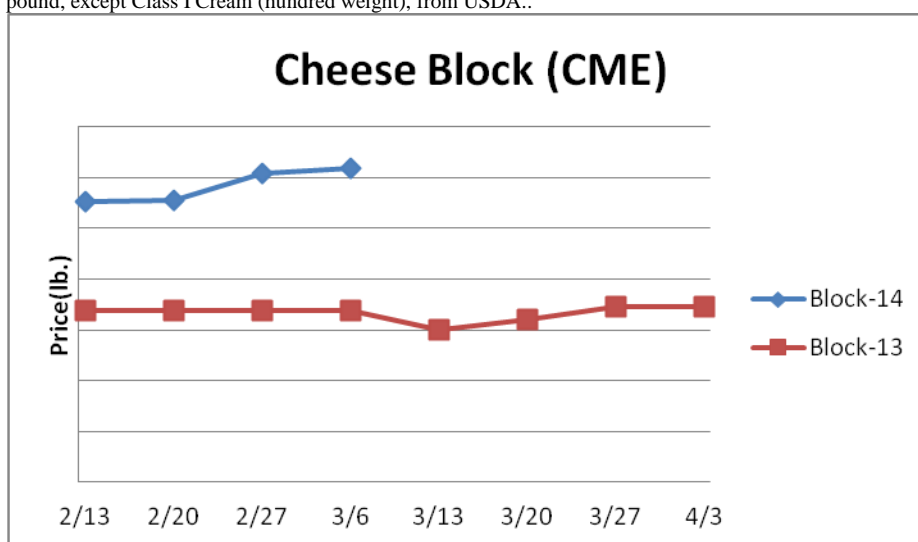
Oil & Grains- Oil, Grains, Misc.- U.S. winter wheat conditions, although better than a year ago, are below average. This is likely to shorten the winter wheat harvest which would underpin wheat prices. Prices USDA, FOB.



	<u>Market Trend</u>	<u>Supplies</u>	<u>Price vs. Last Year</u>
Soybeans	Increasing	Good	Lower
Crude Soybean Oil	Increasing	Good	Lower
Soymeal	Increasing	Good	Higher
Corn	Increasing	Good	Lower
Crude Corn Oil	Steady	Good	Lower
Distillers Grain, Dry	Increasing	Good	Lower
Crude Palm Oil	Increasing	Good	Higher
Hard Red Winter Wheat	Increasing	Good	Same
Dark Northern Spring Wheat	Increasing	Good	Lower
High Fructose Corn Syrup	Increasing	Good	Lower
Durum Wheat	Decreasing	Good	Lower

Dairy Report

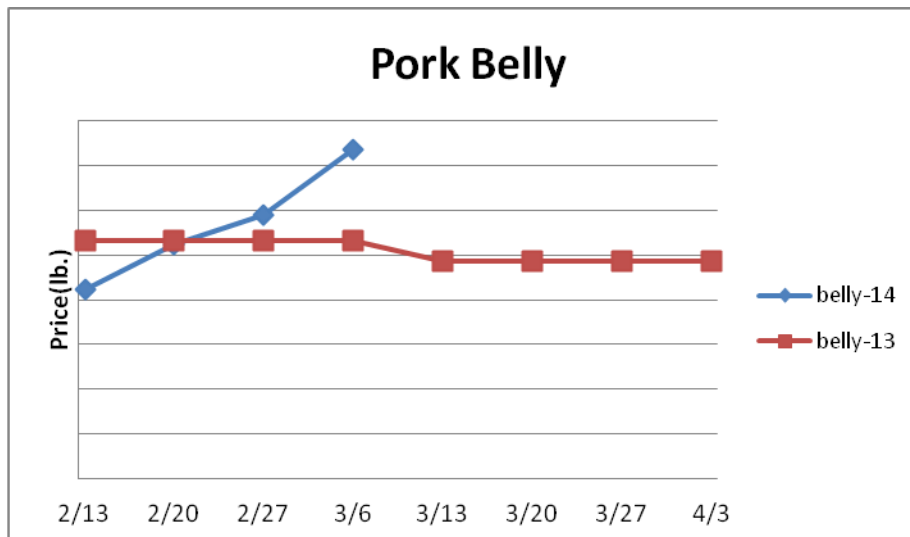
Dairy The butter market has firmed during the last week which is typical for this time of the year. History indicates that further modest butter market increases are likely during the next few weeks. However, seasonally expanding milk output could temper any pending butter market gains. The CME cheese markets remain historically inflated. The greater price risk in the cheese markets from here is almost certainly to the downside. Milk farmer margins were a record high in February which indicates that milk production expansion versus 2013 should intensify soon. Prices per pound, except Class I Cream (hundred weight), from USDA..



	<u>Market Trend</u>	<u>Supplies</u>	<u>Price vs. Last Year</u>
Cheese Barrels- CME	Increasing	Good	Higher
Cheese 40 lb Blocks- CME	Increasing	Good	Higher
American Cheese	Increasing	Good	Higher
Cheddar Cheese	Increasing	Good	Higher
Mozzarella Cheese	Increasing	Good	Higher
Provolone Cheese	Increasing	Good	Higher
Parmesan Cheese	Increasing	Good	Higher
Butter- One lb Solids	Increasing	Good	Higher
Nonfat Dry Milk	Increasing	Good	Higher
Whey, Dry	Increasing	Good	Higher
Class I Milk Base	Steady	Good	Higher
Class II Cream (Heavy Cream)	Increasing	Good	Higher
Class III Milk- CME	Decreasing	Good	Higher
Class IV Milk- CME	Decreasing	Good	Higher

Pork Report

Pork- Pork production last week rose 2.6% and was 2.7% bigger than the same week a year ago. To date, 2014 pork output is .2% larger than last year. Heavy hog weights are behind the USDA's forecast for a .8% rise in pork output versus 2013 during the spring despite PEDv. The pork markets have been firming as buyers secure forward product to protect against any PEDv induced supply shortages. Relatively firm pork prices may persist in the short term. Prices USDA, FOB per pound.



	<u>Market Trend</u>	<u>Supplies</u>	<u>Price vs. Last Year</u>
Live Hogs	Increasing	Good	Higher
Belly (bacon)	Increasing	Good	Higher
Spare Rib (4.25 & down)	Increasing	Good	Higher
Ham (23-27 lb)	Increasing	Good	Higher
Loin (bone-in)	Increasing	Good	Higher
Baby Back Rib (1.75 & up)	Increasing	Good	Higher
Tenderloin (1.25 lb)	Increasing	Good	Lower
Boston Butt, untrimmed 4-8 lb.	Increasing	Good	Higher
Picnic, untrimmed	Increasing	Good	Higher
SS Picnic, smoker trim boxed	Increasing	Good	Higher
42% Trimmings	Increasing	Good	Higher
72% Trimmings	Increasing	Good	Higher

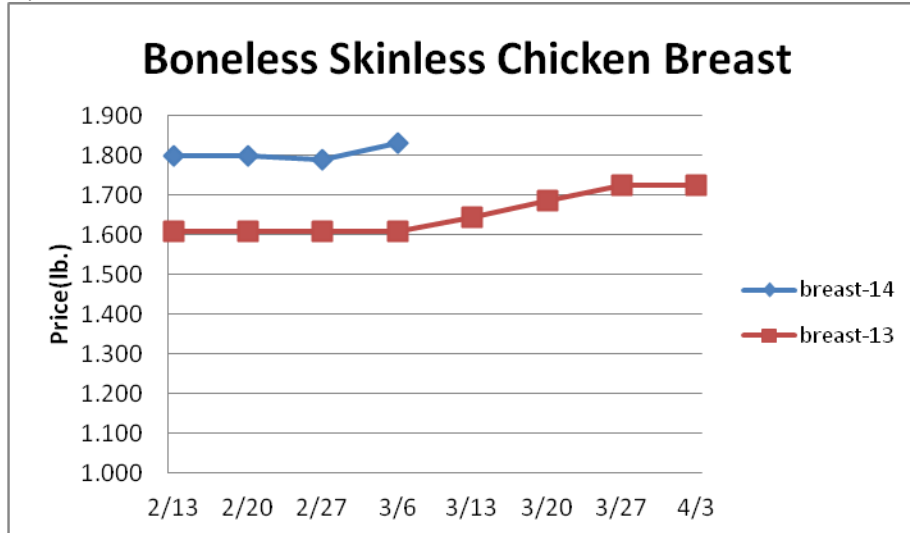
Canned Tomato Report

Tomato Products, Canned- Existing canned tomato supplies remain adequate in the U.S. Still, the canned tomato markets are expected to be firm into the spring. Prices per case (6/10) FOB, unless noted from ARA.

	<u>Market Trend</u>	<u>Supplies</u>	<u>Price vs. Last Year</u>
Whole Peeled Standard	Steady	Good	Same
Diced, Fancy	Steady	Good	Same
Ketchup, 33%	Steady	Good	Same
Tomato Paste- Ind.	Steady	Good	Same

Poultry Report

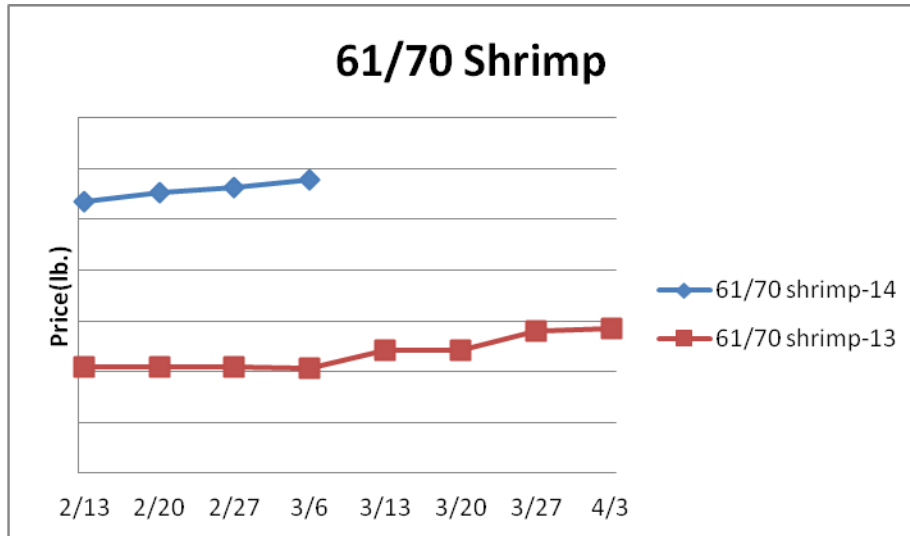
Poultry-Chicken production for the week ending February 22nd was 3.9% larger than the previous year. Broiler egg set data as of late has been signaling a slowdown in chicken output expansion for the next few months which could bring some support to chicken prices. Longer term chicken production expansion plans remain in place, however. Chicken producers placed 3% more pullets into the broiler hatchery flock during January. The broiler hatchery flock is projected to be 2.3% above 2013 this coming summer. The chicken breast markets remain relatively flat. Usually chicken breast prices move higher during March. The five year average move for the boneless skinless chicken breast market this month is up 10.8%. Chicken wing prices are expected to remain well below year ago levels this spring. Prices USDA, FOB per pound except when noted.



	<u>Market Trend</u>	<u>Supplies</u>	<u>Price vs. Last Year</u>
Whole Chicken (2.5-3 lb-GA)	Increasing	Good	Higher
Chicken Wings, Whole	Increasing	Good	Lower
Chicken Wings, Jumbo Cut	Decreasing	Good	Lower
Chicken Breast, Bone-In	Increasing	Good	Lower
Chicken Breast, Bnless Sknless	Increasing	Good	Higher
Chicken Tender (random)	Steady	Good	Higher
Chicken Tender (sized)	Steady	Good	Higher
Chicken Legs (whole)	Decreasing	Good	Lower
Chicken Leg Quarters	Steady	Good	Lower
Chicken Thighs, bone in	Decreasing	Good	Higher
Chicken Thighs, boneless	Decreasing	Good	Lower
Large Eggs	Increasing	Good	Higher
Medium Eggs	Increasing	Good	Higher
Whole Eggs- Liq	Increasing	Good	Higher
Egg Whites- Liq	Increasing	Good	Higher
Egg Yolks- Liq	Increasing	Good	Lower
Whole Turkey (8-16 lb)	Increasing	Good	Higher
Turkey Breast- Bnls/Sknls	Increasing	Good	Higher

Seafood Report

Seafood - The Alaskan Bering Sea snow crab fishing season is progressing with 80% of the quota landed to date. However, with the quota reduced 19% this year to its smallest level in four years, relatively expensive snow crab leg prices could persist into the spring. The more important Canadian snow crab season will start in the coming months. Prices for fresh product, unless noted, per pound from Fisheries Market News.



	<u>Market Trend</u>	<u>Supplies</u>	<u>Price vs. Last Year</u>
Salmon, Whole (10-12 lb)	n/a	Good	n/a
Catfish, Filets	n/a	Good	n/a
Trout, Drn. (8-14 oz)	n/a	Good	n/a
Shrimp (16-20 count)	Decreasing	Good	Higher
Shrimp (61-70 count)	Increasing	Good	Higher
Shrimp, Tiger (26-30 count)	Decreasing	Good	Higher
Snow Crab Legs (5-8 oz)	Steady	Good	Lower
Snow Crab Legs (8 oz up)	Steady	Good	Higher
Cod Tails, 3-7 oz. Frz.	Steady	Good	Lower
Cod Loins, 3-12 oz. Frz.	Steady	Good	Lower
Salmon Portions, 4-8 oz. Frz.	Steady	Good	Higher

Bean, Rice, Coffee and Sugar Report

	<u>Market Trend</u>	<u>Supplies</u>	<u>Price vs. Last Year</u>
Pinto Beans	Decreasing	Good	Higher
Black Beans	Steady	Good	Same
Rice, Long Grain	Decreasing	Good	Higher
Coffee Beans	Increasing	Good	Higher
Sugar	Increasing	Good	Higher
Honey	Steady	Good	Higher

Paper Product Report

	<u>Market Trend</u>	<u>Supplies</u>	<u>Price vs. Last Year</u>
Wood Pulp (paper)			
NBSK- Paper napkin	Increasing	Good	Higher
42 lb. Linerboard-corrugated box	Decreasing	Good	Higher
Plastic Resins (plastic, foam)			
PS-CHH-utensils, cups, to-go cont.	Steady	Good	Higher
PP-HIGP-heavy grade utensils	Steady	Good	Lower
PE-LLD-can liners, film, bags	Steady	Good	Higher

Retail Price Change from Prior Month

	<u>Jan-14</u>	<u>Dec-13</u>	<u>Nov-13</u>
Beef and Veal	Decreasing	Increasing	Increasing
Dairy	Increasing	Increasing	Increasing
Pork	Increasing	Decreasing	Decreasing
Chicken	Decreasing	Increasing	Decreasing
Fresh Fish and Seafood	Increasing	Decreasing	Increasing
Fresh Fruits and Vegetables	Decreasing	Decreasing	Decreasing

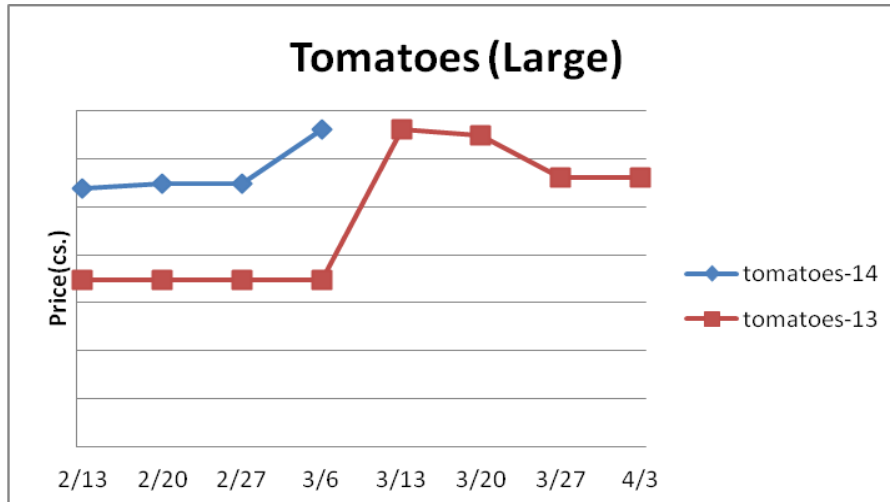
Processed Fruits and Vegetables Report

Processed Fruits and Vegetables- Frozen corn stocks are better than a year ago. However, historically inflated raw product costs for corn processors could sustain the relatively firm frozen corn markets. Prices per case (6/10) FOB, unless noted from ARA.

<u>Canned 6/10</u>	<u>Market Trend</u>	<u>Supplies</u>	<u>Price vs. Last Year</u>
Corn, Fancy Whole Kernel	Steady	Good	Same
Green Beans, Fancy 4 sv	Steady	Good	Same
Green Peas, Fancy 4 sv/blend	Steady	Good	Same
<u>Frozen</u>			
Corn, Cob 96 count	Steady	Good	Same
Corn, Kernel 12/2.5 lb.	Steady	Good	Same
Green Beans, Cut 12/2 lb.	Steady	Good	Same
Green Peas, 12/2.5 lb.	Steady	Good	Same
Potatoes, FF Fancy, 6/5 lb.	Steady	Good	Same

Produce Report

Produce- The relatively cold winter throughout the better part of the U.S. has contributed to relatively lackluster potato demand. Still, the potato markets remain well above the year ago depressed levels due to the smaller harvest last fall. Further, history indicates that potato market increases are forthcoming. Usually the 70 count Idaho potato market appreciates 18% during March. Lettuce prices remain well below average for this time of the year which may continue for the near term. The avocado markets are firming due in part to expectations of a smaller California harvest. Prices USDA FOB shipping point unless noted (terminal).



	<u>Market Trend</u>	<u>Supplies</u>	<u>Price vs. Last Year</u>
Limes (150 count)	Decreasing	Good	Same
Lemons (95 count)	Decreasing	Good	Higher
Lemons (200 count)	Decreasing	Good	Higher
Honeydew (6 ct.)	Decreasing	Good	Lower
Cantaloupe (15 count)	Increasing	Good	Lower
Blueberries (12 count)	Steady	Good	Higher
Strawberries (12 pints)	Decreasing	Good	Lower
Avocados, Hass (48 count)	Increasing	Good	Higher
Bananas (40 lb)-Term.	Decreasing	Good	Lower
Pineapple (7 ct.)- Term.	Decreasing	Good	Lower
Idaho Potato (60 count)	Increasing	Good	Higher
Idaho Potato (70 count)	Increasing	Good	Higher
Idaho Potato (70 count)-Term.	Decreasing	Good	Higher
Idaho Potato (90 count)	Increasing	Good	Higher
Idaho Potato #2 (6 oz. min.)	Steady	Good	Higher
Processing Potato (100 lb)	Steady	Good	Higher
Yellow Onions (50 lb)	Increasing	Good	Higher
Yellow Onions (50 lb)-Term.	Increasing	Good	Higher
Red Onions (25 lb)-Term.	Steady	Good	Lower
White Onions (50 lb)-Term.	Increasing	Good	Higher
Tomatoes, (large- case)	Increasing	Good	Higher
Tomatoes, (5x6, 25 lb.)-Term.	Increasing	Good	Lower
Tomatoes, Vine Ripe, (4x5)	Increasing	Good	Lower
Roma Tomatoes (large- case)	Steady	Good	Lower
Roma Tomatoes (xlarge- case)	Steady	Good	Lower
Green Peppers (large- case)	Increasing	Good	Higher
Red Peppers (large- 15 lb. cs.)	Decreasing	Good	Same

Iceberg Lettuce (24 count)	Increasing	Good	Lower
Iceberg Lettuce (24 cnt)-Term.	Increasing	Good	Lower

Produce Report (continued)

Leaf Lettuce (24 count)	Increasing	Good	Lower
Romaine Lettuce (24 count)	Increasing	Good	Lower
Mesculin Mix (3 lb)-Term.	Increasing	Good	Lower
Broccoli (14 cnt.)	Increasing	Good	Lower
Squash (case)	Increasing	Good	Lower
Zucchini (case)	Increasing	Good	Lower
Green Beans (bushel)	Decreasing	Good	Lower
Spinach, Flat 24's	Increasing	Good	Higher
Mushrooms (large), Term.	Decreasing	Good	Lower
Cucumbers, Bushel	Increasing	Good	Lower
Pickles (200-300 ct.)-Term.	Decreasing	Good	Lower
Asparagus (small)	Decreasing	Good	Lower
Freight (CA to City Avg.)	Increasing	Good	Higher