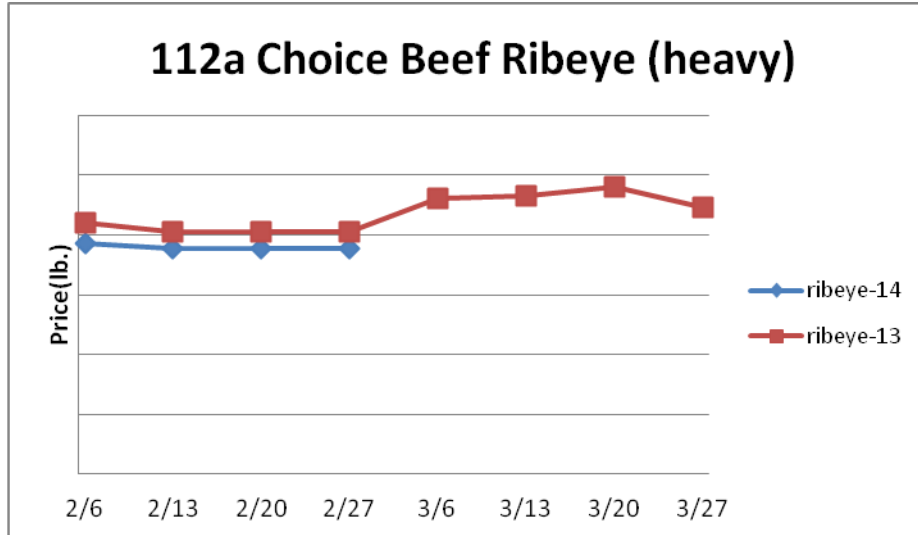


Beef, Veal and Lamb Report

Beef, Veal & Lamb Beef production last week rose .3% but was 4.3% less than the same week a year ago. Beef output is projected to remain well below 2013 levels into the spring due to limited cattle supplies. The February 1 U.S. cattle on feed inventory was 2.8% smaller than last year. The March 1 near slaughter ready cattle herd is estimated to be down more than 6% versus the prior year. The 90% domestic beef trim market has set a new record high this week due to solid demand for the upcoming grilling season and reduced cow slaughter. Beef trim prices may remain firm in the near term. Typically the 90% beef trim market rises between \$.05 and \$.10 a pound during the next eight weeks. Price USDA, FOB per pound.

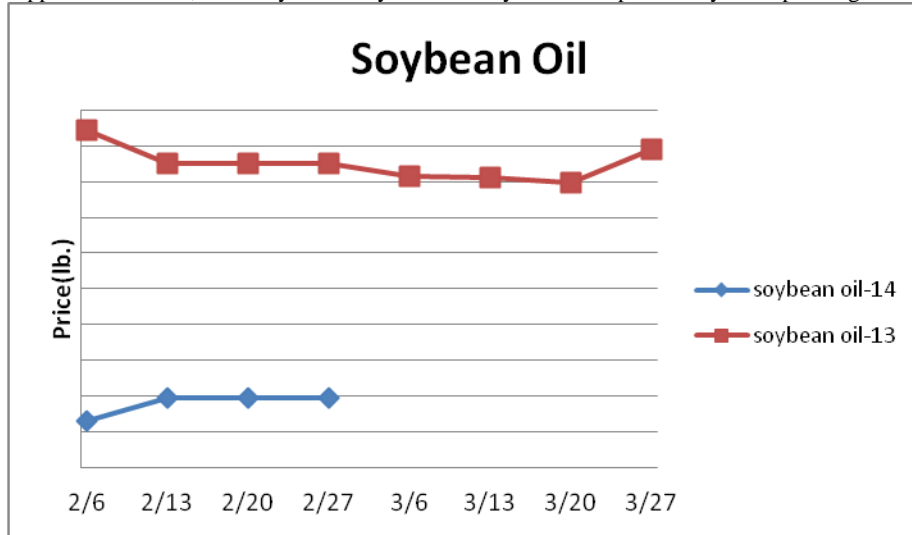


	<u>Market Trend</u>	<u>Supplies</u>	<u>Price vs. Last Year</u>
Live Cattle (Steer)	Increasing	Good	Higher
Ground Beef 81/19	Increasing	Good	Higher
Ground Chuck	Decreasing	Good	Higher
109 Export Rib (choice)	Increasing	Good	Higher
109 Export Rib (prime)	Decreasing	Good	Higher
112a Ribeye (choice)	Increasing	Good	Lower
112a Ribeye (prime)	Increasing	Good	Higher
116 Chuck (choice)	Increasing	Good	Higher
120 Brisket (choice)	Increasing	Good	Higher
121c Outside Skirt (ch/sel.)	Decreasing	Good	Lower
167a Knuckle, Trimmed (choice)	Increasing	Good	Higher
168 Inside Round (choice)	Increasing	Good	Higher
174 Short Loin (choice 0x1)	Increasing	Good	Lower
174 Short Loin (prime 2x3)	Increasing	Good	Higher
180 1x1 Strip (choice)	Decreasing	Good	Higher
180 1x1 Strip (prime)	Increasing	Good	Lower
180 0x1 Strip (choice)	Increasing	Good	Higher
184 Top Butt, boneless (choice)	Increasing	Good	Lower
184 Top Butt, boneless (prime)	Increasing	Good	Lower
185a Sirloin Flap (choice)	Increasing	Good	Higher
185c Loin, Tri-Tip (choice)	Increasing	Good	Higher
189a Tender (select, 5 lb & up)	Increasing	Good	Higher
189a Tender (choice, 5 lb & up)	Increasing	Good	Higher
189a Tender (prime, heavy)	Increasing	Good	Higher
193 Flank Steak (choice)	Increasing	Good	Higher
50% Trimmings	Increasing	Good	Higher
65% Trimmings	Increasing	Good	Higher
75% Trimmings	Decreasing	Good	Higher
85% Trimmings	Increasing	Good	Higher
90% Trimmings	Increasing	Good	Higher
90% Imported Beef (frozen)	Increasing	Good	Lower

Veal Rack (Hotel 7 rib)	Increasing	Good	Higher
Veal Top Round (cap off)	Increasing	Good	Higher

Oil and Grains Report

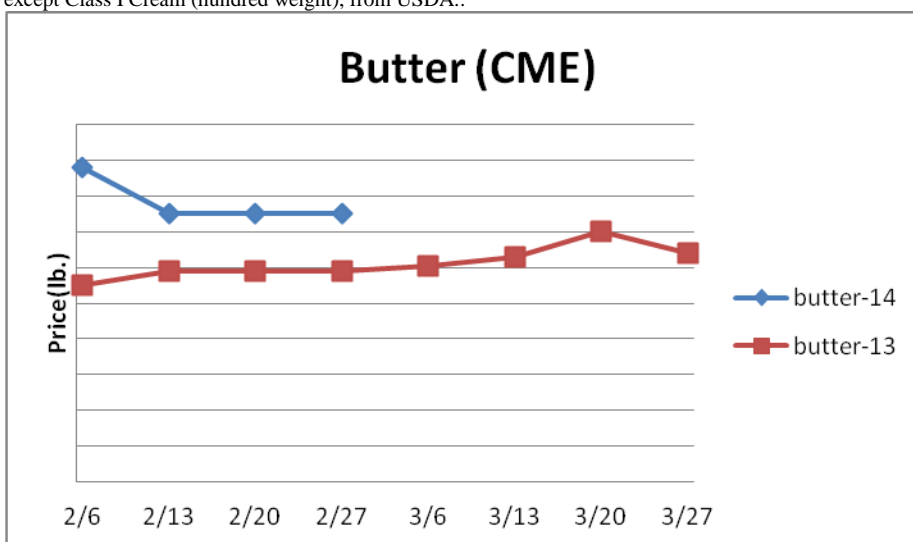
Oil & Grains- Oil, Grains, Misc.- The soybean and soybean meal markets remain elevated due to tight U.S. supplies. However, modestly lower soybean and soybean meal prices may be impending. Prices USDA, FOB.



	<u>Market Trend</u>	<u>Supplies</u>	<u>Price vs. Last Year</u>
Soybeans	Increasing	Good	Lower
Crude Soybean Oil	Increasing	Good	Lower
Soymeal	Increasing	Good	Higher
Corn	Increasing	Good	Lower
Crude Corn Oil	Increasing	Good	Lower
Distillers Grain, Dry	Increasing	Good	Lower
Crude Palm Oil	Increasing	Good	Higher
Hard Red Winter Wheat	Increasing	Good	Lower
Dark Northern Spring Wheat	Increasing	Good	Lower
High Fructose Corn Syrup	Increasing	Good	Lower
Durum Wheat	Increasing	Good	Lower

Dairy Report

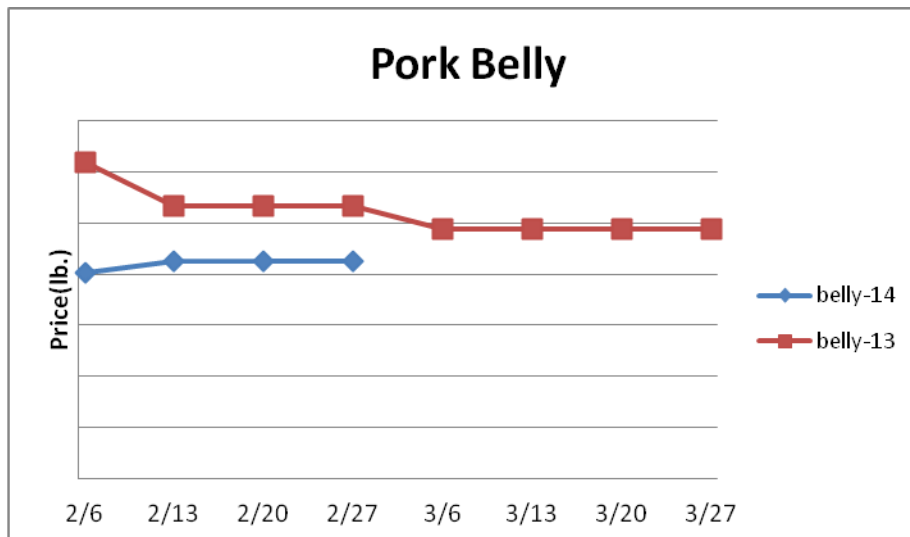
Dairy - U.S. milk output during January was .9% larger than last year due to a 1% rise in milk per cow yields and a .1% smaller milk cow herd. Strong margins for milk farmers have been fueling expansion plans. Milk farmers added a net 7,000 head to the herd during January marking the largest monthly build in over a year. Eventually expanding milk production should weigh on domestic dairy prices. The CME cheese markets are firming. Cheese prices may remain above 2013 levels into the spring. The butter market has risen in March each of the last seven years. Prices per pound, except Class I Cream (hundred weight), from USDA..



	<u>Market Trend</u>	<u>Supplies</u>	<u>Price vs. Last Year</u>
Cheese Barrels- CME	Increasing	Good	Higher
Cheese 40 lb Blocks- CME	Increasing	Good	Higher
American Cheese	Decreasing	Good	Higher
Cheddar Cheese	Increasing	Good	Higher
Mozzarella Cheese	Increasing	Good	Higher
Provolone Cheese	Increasing	Good	Higher
Parmesan Cheese	Increasing	Good	Higher
Butter- One lb Solids	Increasing	Good	Higher
Nonfat Dry Milk	Increasing	Good	Higher
Whey, Dry	Increasing	Good	Higher
Class I Milk Base	Increasing	Good	Higher
Class II Cream (Heavy Cream)	Decreasing	Good	Higher
Class III Milk- CME	Increasing	Good	Higher
Class IV Milk- CME	Decreasing	Good	Higher

Pork Report

Pork- - Pork output last week increased .9% and was 5.9% larger than the same week a year ago. Hog weights have been averaging 3% above 2013 so far this year which is contributing to pork output gains. Pork production is anticipated to trend much closer to year ago levels in the coming months due in part to PEDv. This should be supportive of the pork markets. January 31 total pork holdings were 3% larger than last year with pork belly stocks up 137%. Prices USDA, FOB per pound.



	<u>Market Trend</u>	<u>Supplies</u>	<u>Price vs. Last Year</u>
Live Hogs	Increasing	Good	Higher
Belly (bacon)	Increasing	Good	Higher
Spare Rib (4.25 & down)	Increasing	Good	Higher
Ham (23-27 lb)	Increasing	Good	Higher
Loin (bone-in)	Increasing	Good	Higher
Baby Back Rib (1.75 & up)	Increasing	Good	Higher
Tenderloin (1.25 lb)	Increasing	Good	Lower
Boston Butt, untrimmed 4-8 lb.	Increasing	Good	Higher
Picnic, untrimmed	Increasing	Good	Higher
SS Picnic, smoker trim boxed	Increasing	Good	Higher
42% Trimmings	Increasing	Good	Higher
72% Trimmings	Increasing	Good	Higher

Canned Tomato Report

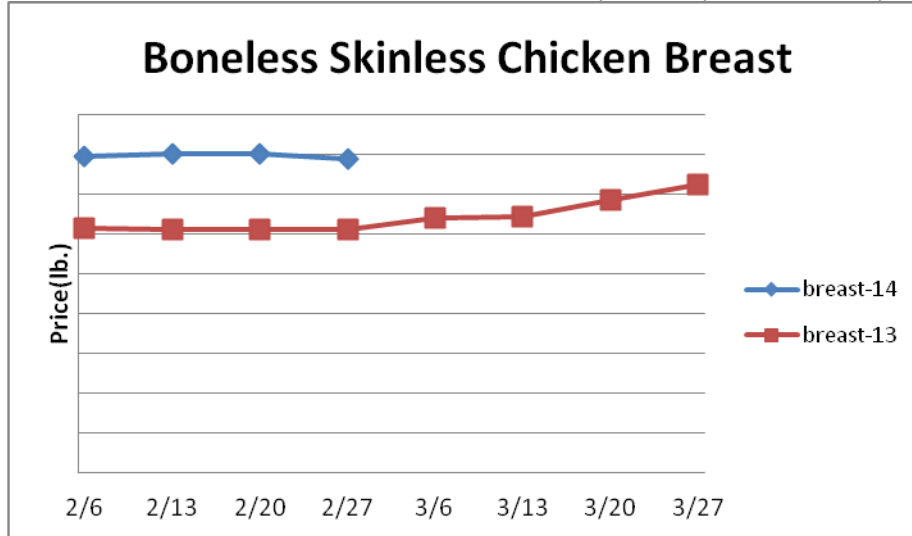
Tomato Products, Canned-Inflated raw product costs for canners are expected to endure in the coming months. The canned tomato markets are likely to remain firm. Prices per case (6/10) FOB, unless noted from ARA.

	<u>Market Trend</u>	<u>Supplies</u>	<u>Price vs. Last Year</u>
Whole Peeled Standard	Steady	Good	Same
Diced, Fancy	Steady	Good	Same
Ketchup, 33%	Steady	Good	Same
Tomato Paste- Ind.	Steady	Good	Same

Poultry Report

Poultry- Chicken output for the week ending February 15th was 1.3% less than the same week a year ago. 2014 chicken production to date is estimated to be down 1.1% from the previous year. The USDA is forecasting chicken output during the spring to track 3.8% above 2013. However, if chicken breast and leg quarter prices are unable to firm soon causing chicken producers margins to improve, than any pending chicken production expansion may be less than the USDA expects. The downside price risk in the chicken breast markets from here is likely only modest. Seasonally improving demand, expensive beef markets and potentially tempered chicken output expansion could all be supportive of the chicken breast markets in the coming months. Chicken wing prices may continue lower.

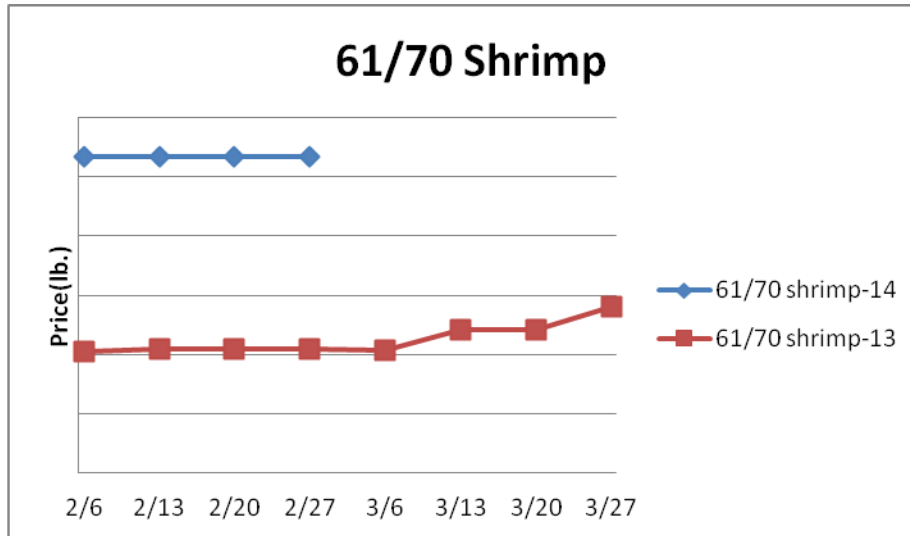
Prices USDA, FOB per pound except when noted.



	<u>Market Trend</u>	<u>Supplies</u>	<u>Price vs. Last Year</u>
Whole Chicken (2.5-3 lb-GA)	Steady	Good	Higher
Chicken Wings, Whole	Decreasing	Good	Lower
Chicken Wings, Jumbo Cut	Decreasing	Good	Lower
Chicken Breast, Bone-In	Decreasing	Good	Lower
Chicken Breast, Bnless Skinless	Decreasing	Good	Higher
Chicken Tender (random)	Steady	Good	Higher
Chicken Tender (sized)	Steady	Good	Higher
Chicken Legs (whole)	Increasing	Good	Lower
Chicken Leg Quarters	Steady	Good	Lower
Chicken Thighs, bone in	Increasing	Good	Lower
Chicken Thighs, boneless	Increasing	Good	Lower
Large Eggs	Increasing	Good	Higher
Medium Eggs	Increasing	Good	Higher
Whole Eggs- Liq	Increasing	Good	Higher
Egg Whites- Liq	Steady	Good	Higher
Egg Yolks- Liq	Steady	Good	Lower
Whole Turkey (8-16 lb)	Increasing	Good	Higher
Turkey Breast- Bnls/Sknls	Increasing	Good	Higher

Seafood Report

Seafood - January U.S. Gulf of Mexico shrimp landings were 22% less than last year and 21% smaller than the five year average for the month. Domestic shrimp prices will continue to be driven by imports as roughly 90% of the shrimp consumed in the U.S. is from abroad. Tempered imports and relatively inflated shrimp prices are expected this spring. Prices for fresh product, unless noted, per pound from Fisheries Market News. .



	<u>Market Trend</u>	<u>Supplies</u>	<u>Price vs. Last Year</u>
Salmon, Whole (10-12 lb)	n/a	Good	n/a
Catfish, Filets	n/a	Good	n/a
Trout, Drn. (8-14 oz)	n/a	Good	n/a
Shrimp (16-20 count)	Decreasing	Good	Higher
Shrimp (61-70 count)	Increasing	Good	Higher
Shrimp, Tiger (26-30 count)	Decreasing	Good	Higher
Snow Crab Legs (5-8 oz)	Steady	Good	Lower
Snow Crab Legs (8 oz up)	Steady	Good	Higher
Cod Tails, 3-7 oz. Frz.	Steady	Good	Lower
Cod Loins, 3-12 oz. Frz.	Steady	Good	Lower
Salmon Portions, 4-8 oz. Frz.	Steady	Good	Higher

Bean, Rice, Coffee and Sugar Report

	<u>Market Trend</u>	<u>Supplies</u>	<u>Price vs. Last Year</u>
Pinto Beans	Decreasing	Good	Higher
Black Beans	Steady	Good	Same
Rice, Long Grain	Decreasing	Good	Higher
Coffee Beans	Increasing	Good	Higher
Sugar	Increasing	Good	Higher
Honey	Steady	Good	Higher

Paper Product Report

	<u>Market Trend</u>	<u>Supplies</u>	<u>Price vs. Last Year</u>
Wood Pulp (paper)			
NBSK- Paper napkin	Increasing	Good	Higher
42 lb. Linerboard-corrugated box	Decreasing	Good	Higher
Plastic Resins (plastic, foam)			
PS-CHH-utensils, cups, to-go cont.	Steady	Good	Higher
PP-HIGP-heavy grade utensils	Steady	Good	Higher
PE-LLD-can liners, film, bags	Steady	Good	Higher

Retail Price Change from Prior Month

	<u>Jan-14</u>	<u>Dec-13</u>	<u>Nov-13</u>
Beef and Veal	Decreasing	Increasing	Increasing
Dairy	Increasing	Increasing	Increasing
Pork	Increasing	Decreasing	Decreasing
Chicken	Decreasing	Increasing	Decreasing
Fresh Fish and Seafood	Increasing	Decreasing	Increasing
Fresh Fruits and Vegetables	Decreasing	Decreasing	Decreasing

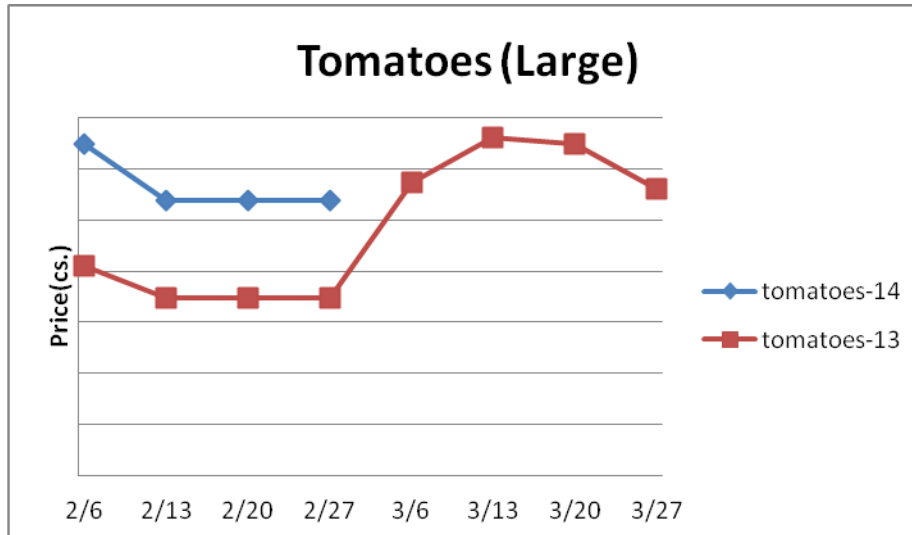
Processed Fruits and Vegetables Report

Processed Fruits and Vegetables - January 31st frozen green bean (30%) and green pea (2%) stocks were both less than last year. The downside price risk in the processed vegetable markets this spring may be nominal. Prices per case (6/10) FOB, unless noted from ARA.

<u>Canned 6/10</u>	<u>Market Trend</u>	<u>Supplies</u>	<u>Price vs. Last Year</u>
Corn, Fancy Whole Kernel	Steady	Good	Same
Green Beans, Fancy 4 sv	Steady	Good	Same
Green Peas, Fancy 4 sv/blend	Steady	Good	Same
<u>Frozen</u>			
Corn, Cob 96 count	Steady	Good	Same
Corn, Kernel 12/2.5 lb.	Steady	Good	Same
Green Beans, Cut 12/2 lb.	Steady	Good	Same
Green Peas, 12/2.5 lb.	Steady	Good	Same
Potatoes, FF Fancy, 6/5 lb.	Steady	Good	Same

Produce Report

Produce- Lettuce prices remain ample due to nearly ideal growing conditions and poor demand. The cold winter continues to dampen produce demand. Relatively inexpensive lettuce prices are expected to persevere during the next few weeks. That being said, the downside price risk in lettuce from here is almost certainly nominal as growers are starting to leave suspect quality product in the fields. The tomato markets have softened some due in part to a better eastern harvest. Lackluster demand may put further downward pressure on the tomato markets in the near term. Prices USDA FOB shipping point unless noted (terminal).



	<u>Market Trend</u>	<u>Supplies</u>	<u>Price vs. Last Year</u>
Limes (150 count)	Increasing	Good	Higher
Lemons (95 count)	Steady	Good	Higher
Lemons (200 count)	Steady	Good	Higher
Honeydew (6 ct.)	Decreasing	Good	Higher
Cantaloupe (15 count)	Steady	Good	Lower
Blueberries (12 count)	Decreasing	Good	Higher
Strawberries (12 pints)	Steady	Good	Lower
Avocados, Hass (48 count)	Increasing	Good	Higher
Bananas (40 lb)-Term.	Decreasing	Good	Lower
Pineapple (7 ct.)- Term.	Decreasing	Good	Lower
Idaho Potato (60 count)	Increasing	Good	Higher
Idaho Potato (70 count)	Steady	Good	Higher
Idaho Potato (70 count)-Term.	Decreasing	Good	Higher
Idaho Potato (90 count)	Steady	Good	Higher
Idaho Potato #2 (6 oz. min.)	Decreasing	Good	Higher
Processing Potato (100 lb)	Steady	Good	Higher
Yellow Onions (50 lb)	Increasing	Good	Higher
Yellow Onions (50 lb)-Term.	Increasing	Good	Lower
Red Onions (25 lb)-Term.	Increasing	Good	Lower
White Onions (50 lb)-Term.	Increasing	Good	Lower
Tomatoes, (large- case)	Steady	Good	Lower
Tomatoes, (5x6, 25 lb.)-Term.	Decreasing	Good	Higher
Tomatoes, Vine Ripe, (4x5)	Decreasing	Good	Lower
Roma Tomatoes (large- case)	Decreasing	Good	Lower
Roma Tomatoes (xlarge- case)	Decreasing	Good	Lower
Green Peppers (large- case)	Increasing	Good	Higher

Red Peppers (large- 15 lb. cs.)	Increasing	Good	Higher
Iceberg Lettuce (24 count)	Increasing	Good	Lower
Iceberg Lettuce (24 cnt)-Term.	Decreasing	Good	Lower

Produce Report (continued)

Leaf Lettuce (24 count)	Increasing	Good	Lower
Romaine Lettuce (24 count)	Decreasing	Good	Lower
Mesculin Mix (3 lb)-Term.	Decreasing	Good	Lower
Broccoli (14 cnt.)	Decreasing	Good	Lower
Squash (case)	Decreasing	Good	Lower
Zucchini (case)	Decreasing	Good	Lower
Green Beans (bushel)	Decreasing	Good	Lower
Spinach, Flat 24's	Decreasing	Good	Lower
Mushrooms (large), Term.	Decreasing	Good	Higher
Cucumbers, Bushel	Increasing	Good	Lower
Pickles (200-300 ct.)-Term.	Decreasing	Good	Higher
Asparagus (small)	Decreasing	Good	Lower
Freight (CA to City Avg.)	Increasing	Good	Higher