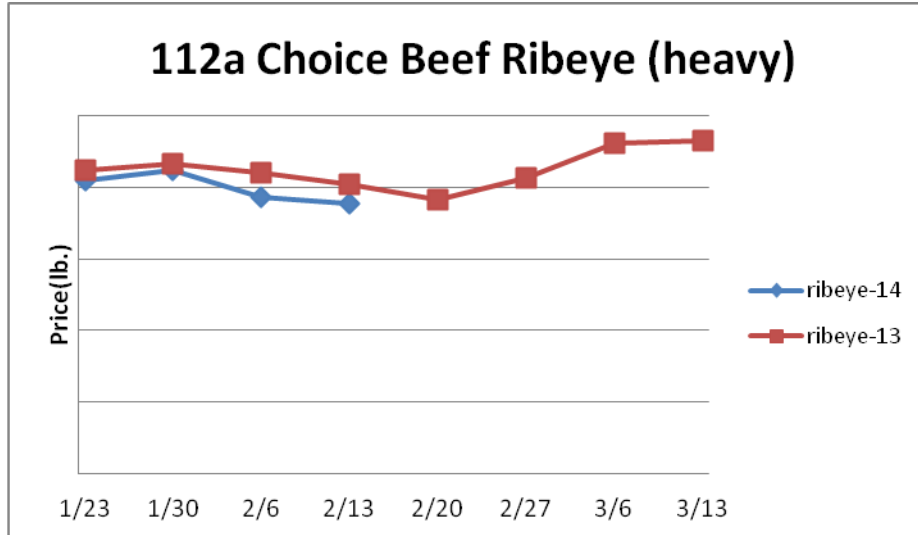


# Beef, Veal and Lamb Report

**Beef, Veal & Lamb** Beef production last week declined 1% and was 5% less than 2013. Cattle slaughter was the smallest for any non-holiday week since February 2006. The USDA is forecasting beef output to trend 5.6% below the prior year this winter. Despite all this, the beef markets have tracked downward during the last week. However, most of the beef end cut markets are likely to find a bottom shortly. U.S. beef exports in December were 17% larger than the previous year while beef imports were only up 1.5%. If beef exports continue to outpace imports it should be supportive of the lean beef trim markets. Last year the 90% beef trim market rose 3% during the next seven weeks. Price USDA, FOB per pound.

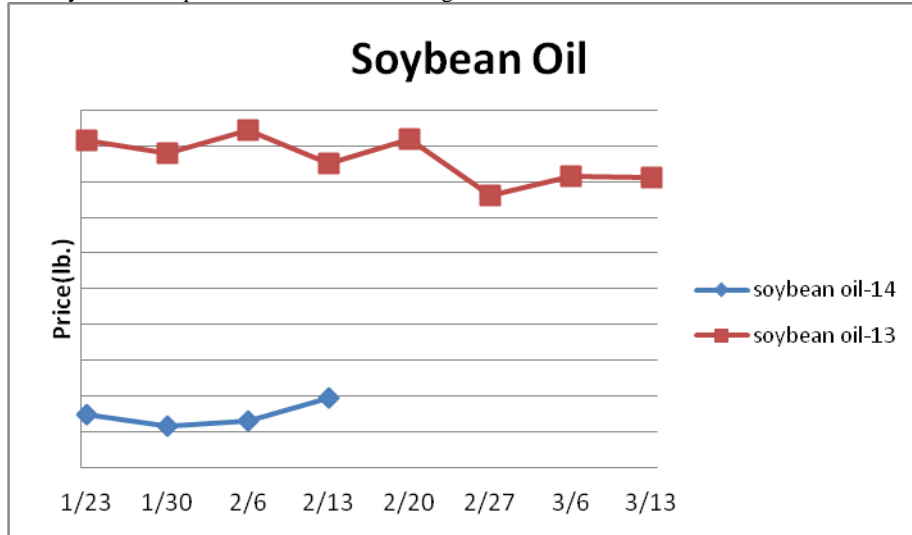


	<u>Market Trend</u>	<u>Supplies</u>	<u>Price vs. Last Year</u>
Live Cattle (Steer)	Decreasing	Good	Higher
Ground Beef 81/19	Decreasing	Good	Higher
Ground Chuck	Decreasing	Good	Higher
109 Export Rib (choice)	Decreasing	Good	Lower
109 Export Rib (prime)	Increasing	Good	Higher
112a Ribeye (choice)	Decreasing	Good	Lower
112a Ribeye (prime)	Increasing	Good	Higher
116 Chuck (choice)	Decreasing	Good	Higher
120 Brisket (choice)	Decreasing	Good	Higher
121c Outside Skirt (ch/sel.)	Decreasing	Good	Lower
167a Knuckle, Trimmed (choice)	Decreasing	Good	Higher
168 Inside Round (choice)	Decreasing	Good	Higher
174 Short Loin (choice 0x1)	Decreasing	Good	Lower
174 Short Loin (prime 2x3)	Increasing	Good	Higher
180 1x1 Strip (choice)	Decreasing	Good	Higher
180 1x1 Strip (prime)	Decreasing	Good	Lower
180 0x1 Strip (choice)	Decreasing	Good	Higher
184 Top Butt, boneless (choice)	Decreasing	Good	Lower
184 Top Butt, boneless (prime)	Increasing	Good	Lower
185a Sirloin Flap (choice)	Decreasing	Good	Higher
185c Loin, Tri-Tip (choice)	Increasing	Good	Higher
189a Tender (select, 5 lb & up)	Increasing	Good	Higher
189a Tender (choice, 5 lb & up)	Decreasing	Good	Higher
189a Tender (prime, heavy)	Increasing	Good	Higher
193 Flank Steak (choice)	Decreasing	Good	Lower
50% Trimmings	Increasing	Good	Higher
65% Trimmings	Increasing	Good	Higher
75% Trimmings	Increasing	Good	Higher
85% Trimmings	Increasing	Good	Higher
90% Trimmings	Increasing	Good	Higher
90% Imported Beef (frozen)	Decreasing	Good	Lower

<b>Veal Rack (Hotel 7 rib)</b>	<b>Steady</b>	<b>Good</b>	<b>Higher</b>
<b>Veal Top Round (cap off)</b>	<b>Steady</b>	<b>Good</b>	<b>Higher</b>

## Oil and Grains Report

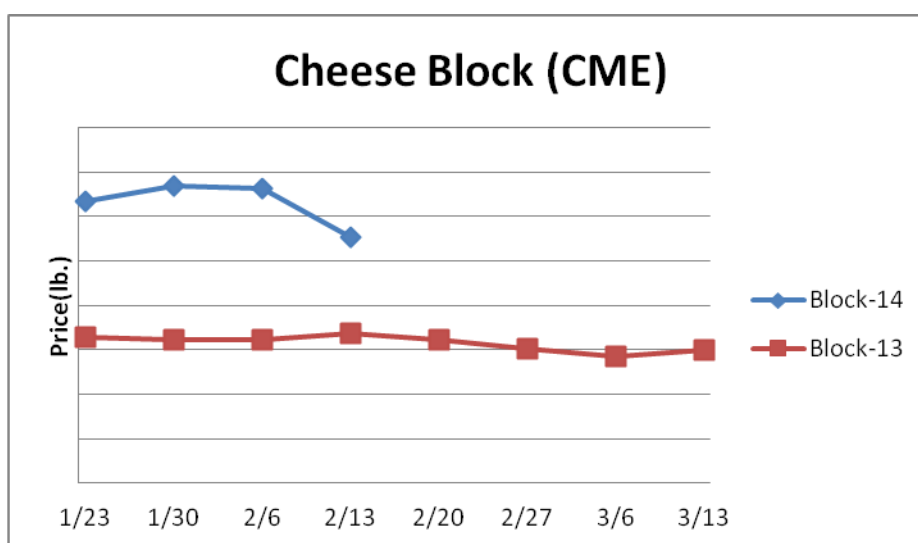
**Oil & Grains- Oil, Grains, Misc.-** The South American soybean harvest is progressing. Modestly lower soybean and soybean meal prices could be forthcoming. Prices USDA, FOB.



	<u>Market Trend</u>	<u>Supplies</u>	<u>Price vs. Last Year</u>
<b>Soybeans</b>	Increasing	Good	Lower
<b>Crude Soybean Oil</b>	Increasing	Good	Lower
<b>Soymeal</b>	Increasing	Good	Higher
<b>Corn</b>	Decreasing	Good	Lower
<b>Crude Corn Oil</b>	Increasing	Good	Lower
<b>Distillers Grain, Dry</b>	Increasing	Good	Lower
<b>Crude Palm Oil</b>	Increasing	Good	Lower
<b>Hard Red Winter Wheat</b>	Increasing	Good	Lower
<b>Dark Northern Spring Wheat</b>	Increasing	Good	Lower
<b>High Fructose Corn Syrup</b>	Decreasing	Good	Lower
<b>Durum Wheat</b>	Steady	Good	Lower

# Dairy Report

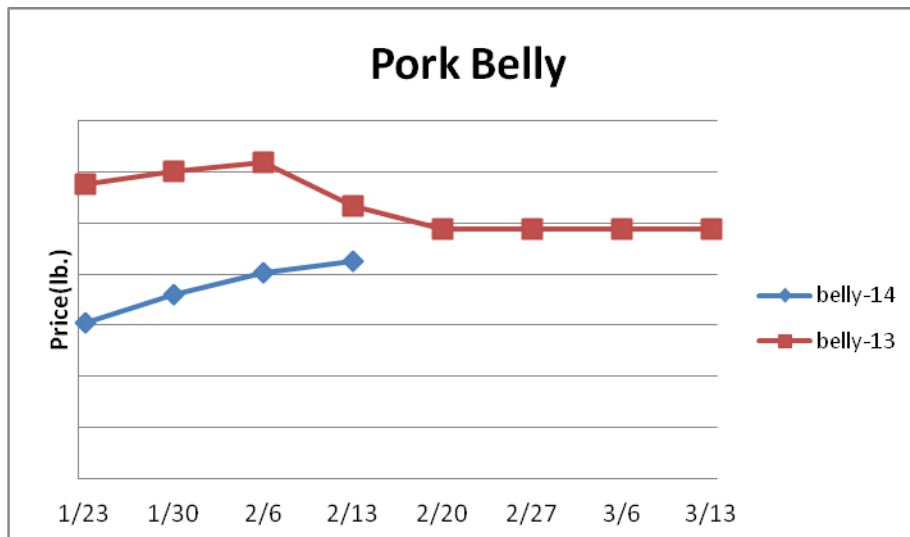
**Dairy** - The cheese markets have declined sharply during the last week as the inflated levels during the last few months have slowed demand. History suggests that even lower cheese prices could be impending during the next few months. Buyers are reported to be purchasing cheese only as needed, anticipating further cheese market depreciation. The butter market is moving lower as well falling to its lowest level in three weeks. Butter exports during December were 182% bigger than 2012 and the third highest on record. Solid exports may bring support to butter prices soon. Prices per pound, except Class I Cream (hundred weight), from USDA.



	<u>Market Trend</u>	<u>Supplies</u>	<u>Price vs. Last Year</u>
<b>Cheese Barrels- CME</b>	Decreasing	Good	Higher
<b>Cheese 40 lb Blocks- CME</b>	Decreasing	Good	Higher
<b>American Cheese</b>	Decreasing	Good	Higher
<b>Cheddar Cheese</b>	Decreasing	Good	Higher
<b>Mozzarella Cheese</b>	Decreasing	Good	Higher
<b>Provolone Cheese</b>	Decreasing	Good	Higher
<b>Parmesan Cheese</b>	Decreasing	Good	Higher
<b>Butter- One lb Solids</b>	Decreasing	Good	Higher
<b>Nonfat Dry Milk</b>	Decreasing	Good	Higher
<b>Whey, Dry</b>	Increasing	Good	Higher
<b>Class I Milk Base</b>	Steady	Good	Higher
<b>Class II Cream (Heavy Cream)</b>	Increasing	Good	Higher
<b>Class III Milk- CME</b>	Decreasing	Good	Higher
<b>Class IV Milk- CME</b>	Decreasing	Good	Higher

# Pork Report

**Pork-** Pork output last week rose 1.7% and was 4.6% larger than the same week a year ago. Hog supplies are anticipated to seasonally peak soon. Further, the Porcine Epidemic Diarrhea virus is expected to limit the hog supply in the coming months. The USDA is forecasting pork output this spring to only be up .7% versus last year. Many of the pork markets are beginning to seasonally appreciate. Usually the pork markets are fairly flat during the next month. Prices USDA, FOB per pound.



	<u>Market Trend</u>	<u>Supplies</u>	<u>Price vs. Last Year</u>
<b>Live Hogs</b>	Increasing	Good	Lower
<b>Belly (bacon)</b>	Increasing	Good	Lower
<b>Spare Rib (4.25 &amp; down)</b>	Increasing	Good	Higher
<b>Ham (23-27 lb)</b>	Decreasing	Good	Higher
<b>Loin (bone-in)</b>	Decreasing	Good	Higher
<b>Baby Back Rib (1.75 &amp; up)</b>	Increasing	Good	Higher
<b>Tenderloin (1.25 lb)</b>	Increasing	Good	Lower
<b>Boston Butt, untrimmed 4-8 lb.</b>	Increasing	Good	Higher
<b>Picnic, untrimmed</b>	Increasing	Good	Higher
<b>SS Picnic, smoker trim boxed</b>	Increasing	Good	Higher
<b>42% Trimmings</b>	Increasing	Good	Higher
<b>72% Trimmings</b>	Increasing	Good	Higher

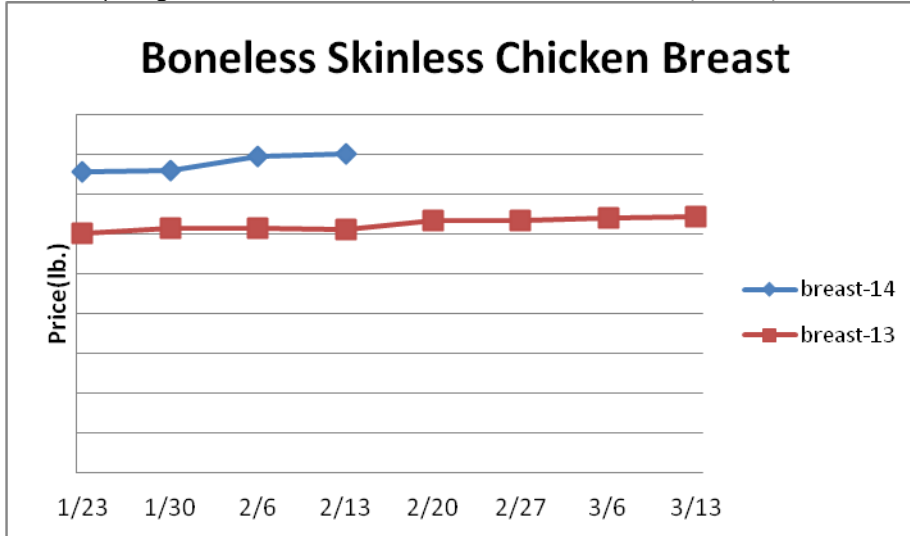
# Canned Tomato Report

**Tomato Products, Canned-** Tomatoes designated for the canned tomato processing industry are relatively adequate. The canned tomato markets remain steady to firm. Prices per case (6/10) FOB, unless noted from ARA.

	<u>Market Trend</u>	<u>Supplies</u>	<u>Price vs. Last Year</u>
<b>Whole Peeled Standard</b>	Steady	Good	Same
<b>Diced, Fancy</b>	Steady	Good	Same
<b>Ketchup, 33%</b>	Steady	Good	Same
<b>Tomato Paste- Ind.</b>	Steady	Good	Same

# Poultry Report

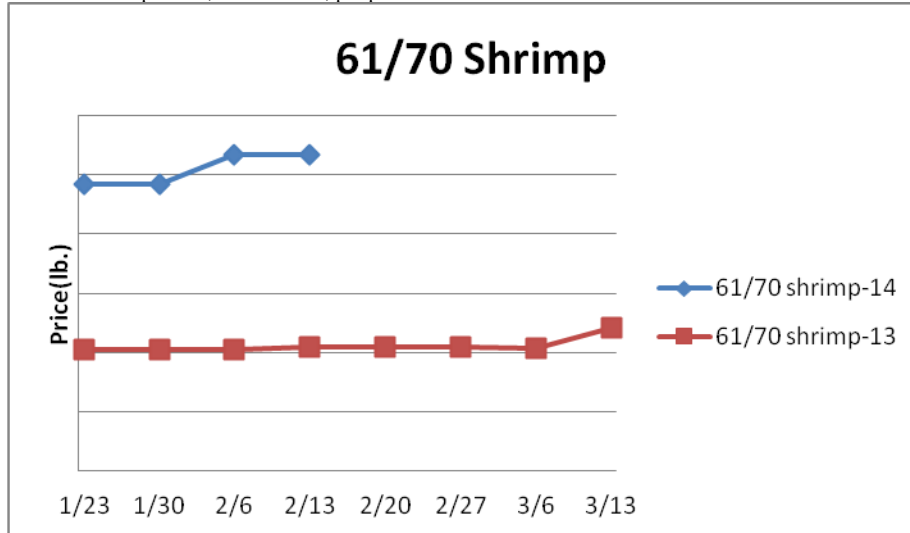
**Poultry-** Chicken output for the week ending February 1 declined 6.8% from the previous week. 2014-to-date chicken production is estimated to be 2% less than the previous year. Better chicken output is anticipated in the coming weeks. The USDA is projecting Q1 chicken production to be 2.8% bigger than 2013. U.S. chicken exports in December were 8.1% less than the previous year. Bird flu outbreaks in Asia could temper demand for U.S. chicken exports in the near term. Thus, any seasonal gains in the chicken leg quarter market may only be moderate in the coming months. The chicken breast markets have been relatively steady in recent weeks. Better seasonal demand and good retail feature activity could lift the chicken breast markets moderately higher as the spring nears. Prices USDA, FOB per pound except when noted.



	<u>Market Trend</u>	<u>Supplies</u>	<u>Price vs. Last Year</u>
Whole Chicken (2.5-3 lb-GA)	Steady	Good	Higher
Chicken Wings, Whole	Steady	Good	Lower
Chicken Wings, Jumbo Cut	Increasing	Good	Lower
Chicken Breast, Bone-In	Decreasing	Good	Lower
Chicken Breast, Bnless Skinless	Increasing	Good	Higher
Chicken Tender (random)	Steady	Good	Higher
Chicken Tender (sized)	Steady	Good	Higher
Chicken Legs (whole)	Increasing	Good	Lower
Chicken Leg Quarters	Steady	Good	Lower
Chicken Thighs, bone in	Decreasing	Good	Lower
Chicken Thighs, boneless	Decreasing	Good	Lower
Large Eggs	Steady	Good	Lower
Medium Eggs	Steady	Good	Higher
Whole Eggs- Liq	Steady	Good	Higher
Egg Whites- Liq	Increasing	Good	Higher
Egg Yolks- Liq	Steady	Good	Lower
Whole Turkey (8-16 lb)	Increasing	Good	Higher
Turkey Breast- Bnls/Sknls	Decreasing	Good	Higher

# Seafood Report

**Seafood** The shrimp markets remain historically inflated. U.S. shrimp imports during December were 9.9% less than the prior year and the smallest for the month since 2003. This is due chiefly to disease challenges with Thailand shrimp- the world's largest exporter. Relatively expensive shrimp prices are anticipated to persevere during the winter. Prices for fresh product, unless noted, per pound from Fisheries Market News.



	<u>Market Trend</u>	<u>Supplies</u>	<u>Price vs. Last Year</u>
Salmon, Whole (10-12 lb)	n/a	Good	n/a
Catfish, Filets	n/a	Good	n/a
Trout, Drn. (8-14 oz)	n/a	Good	n/a
Shrimp (16-20 count)	Increasing	Good	Higher
Shrimp (61-70 count)	Steady	Good	Higher
Shrimp, Tiger (26-30 count)	Decreasing	Good	Higher
Snow Crab Legs (5-8 oz)	Steady	Good	Lower
Snow Crab Legs (8 oz up)	Steady	Good	Higher
Cod Tails, 3-7 oz. Frz.	Steady	Good	Lower
Cod Loins, 3-12 oz. Frz.	Steady	Good	Lower
Salmon Portions, 4-8 oz. Frz.	Increasing	Good	Higher

## Bean, Rice, Coffee and Sugar Report

	<u>Market Trend</u>	<u>Supplies</u>	<u>Price vs. Last Year</u>
<b>Pinto Beans</b>	Increasing	Good	Higher
<b>Black Beans</b>	Steady	Good	Higher
<b>Rice, Long Grain</b>	Steady	Good	Higher
<b>Coffee Beans</b>	Decreasing	Good	Lower
<b>Sugar</b>	Decreasing	Good	Higher
<b>Honey</b>	Decreasing	Good	Higher

## Paper Product Report

	<u>Market Trend</u>	<u>Supplies</u>	<u>Price vs. Last Year</u>
Wood Pulp (paper)			
<b>NBSK- Paper napkin</b>	Increasing	Good	Higher
<b>42 lb. Linerboard-corrugated box</b>	Increasing	Good	Lower
Plastic Resins (plastic, foam)			
<b>PS-CHH-utensils, cups, to-go cont.</b>	Increasing	Good	Higher
<b>PP-HIGP-heavy grade utensils</b>	Steady	Good	Higher
<b>PE-LLD-can liners, film, bags</b>	Steady	Good	Higher

## Retail Price Change from Prior Month

	<u>Dec-13</u>	<u>Nov-13</u>	<u>Oct-13</u>
<b>Beef and Veal</b>	Increasing	Increasing	Increasing
<b>Dairy</b>	Increasing	Increasing	Decreasing
<b>Pork</b>	Decreasing	Decreasing	Increasing
<b>Chicken</b>	Increasing	Decreasing	Increasing
<b>Fresh Fish and Seafood</b>	Decreasing	Increasing	Increasing
<b>Fresh Fruits and Vegetables</b>	Decreasing	Decreasing	Increasing



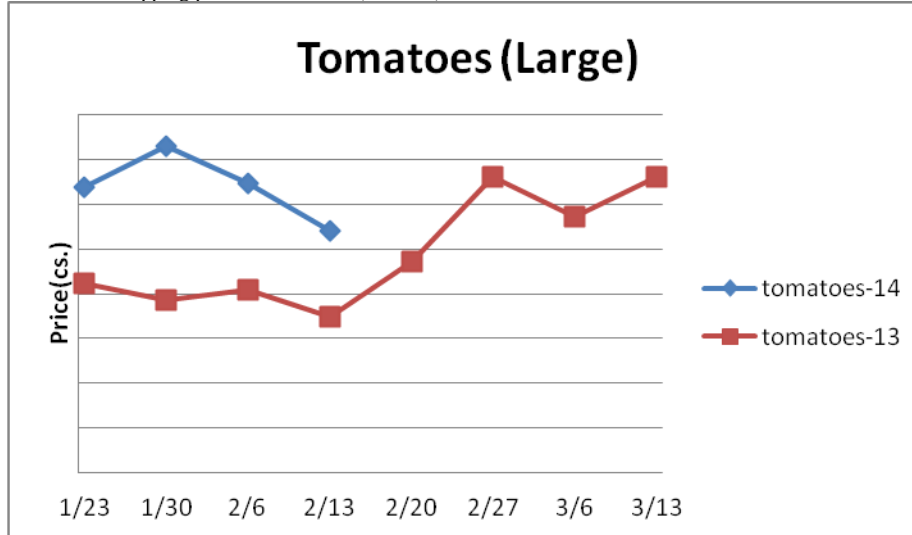
# Processed Fruits and Vegetables Report

**Processed Fruits and Vegetables** - December 31st frozen green bean stocks were 28% smaller than the previous year. Relatively firm processed vegetable prices could persist throughout the winter. Prices per case (6/10) FOB, unless noted from ARA

<u>Canned 6/10</u>	<u>Market Trend</u>	<u>Supplies</u>	<u>Price vs. Last Year</u>
<b>Corn, Fancy Whole Kernel</b>	<b>Steady</b>	<b>Good</b>	<b>Same</b>
<b>Green Beans, Fancy 4 sv</b>	<b>Steady</b>	<b>Good</b>	<b>Same</b>
<b>Green Peas, Fancy 4 sv/blend</b>	<b>Steady</b>	<b>Good</b>	<b>Same</b>
<u>Frozen</u>			
<b>Corn, Cob 96 count</b>	<b>Steady</b>	<b>Good</b>	<b>Same</b>
<b>Corn, Kernel 12/2.5 lb.</b>	<b>Steady</b>	<b>Good</b>	<b>Same</b>
<b>Green Beans, Cut 12/2 lb.</b>	<b>Steady</b>	<b>Good</b>	<b>Same</b>
<b>Green Peas, 12/2.5 lb.</b>	<b>Steady</b>	<b>Good</b>	<b>Same</b>
<b>Potatoes, FF Fancy, 6/5 lb.</b>	<b>Steady</b>	<b>Good</b>	<b>Same</b>

# Produce Report

**Produce-** The lettuce markets continue to trend at relatively engaging levels for buyers. Lettuce demand has been lethargic this winter due to the adverse weather while the harvest has been steady. Lettuce demand could pick up as the weather turns warmer. The downside price risk in the lettuce markets from here is likely nominal. Poor demand has also weighed on the tomato markets as of late. Still, eastern tomato market supplies could be erratic during the next several weeks due to adverse weather in Florida. This could bring increased volatility to the tomato markets. Prices USDA FOB shipping point unless noted (terminal).



	<u>Market Trend</u>	<u>Supplies</u>	<u>Price vs. Last Year</u>
Limes (150 count)	Increasing	Good	Higher
Lemons (95 count)	Steady	Good	Higher
Lemons (200 count)	Steady	Good	Higher
Honeydew (6 ct.)	Steady	Good	Higher
Cantaloupe (15 count)	Steady	Good	Lower
Blueberries (12 count)	Decreasing	Good	Higher
Strawberries (12 pints)	Steady	Good	Higher
Avocados, Hass (48 count)	Increasing	Good	Higher
Bananas (40 lb)-Term.	Increasing	Good	Lower
Pineapple (7 ct.)- Term.	Decreasing	Good	Lower
Idaho Potato (60 count)	Decreasing	Good	Higher
Idaho Potato (70 count)	Decreasing	Good	Higher
Idaho Potato (70 count)-Term.	Decreasing	Good	Higher
Idaho Potato (90 count)	Decreasing	Good	Higher
Idaho Potato #2 (6 oz. min.)	Decreasing	Good	Higher
Processing Potato (100 lb)	Steady	Good	Higher
Yellow Onions (50 lb)	Decreasing	Good	Lower
Yellow Onions (50 lb)-Term.	Increasing	Good	Lower
Red Onions (25 lb)-Term.	Increasing	Good	Lower
White Onions (50 lb)-Term.	Decreasing	Good	Higher
Tomatoes, (large- case)	Decreasing	Good	Higher
Tomatoes, (5x6, 25 lb.)-Term.	Decreasing	Good	Higher
Tomatoes, Vine Ripe, (4x5)	Steady	Good	Higher
Roma Tomatoes (large- case)	Increasing	Good	Higher
Roma Tomatoes (xlarge- case)	Increasing	Good	Higher
Green Peppers (large- case)	Increasing	Good	Higher
Red Peppers (large- 15 lb. cs.)	Steady	Good	Same
Iceberg Lettuce (24 count)	Increasing	Good	Lower
Iceberg Lettuce (24 cnt)-Term.	Increasing	Good	Lower

## Produce Report (continued)

<b>Leaf Lettuce (24 count)</b>	<b>Steady</b>	<b>Good</b>	<b>Lower</b>
<b>Romaine Lettuce (24 count)</b>	<b>Increasing</b>	<b>Good</b>	<b>Lower</b>
<b>Mesculin Mix (3 lb)-Term.</b>	<b>Increasing</b>	<b>Good</b>	<b>Lower</b>
<b>Broccoli (14 cnt.)</b>	<b>Decreasing</b>	<b>Good</b>	<b>Lower</b>
<b>Squash (case)</b>	<b>Decreasing</b>	<b>Good</b>	<b>Lower</b>
<b>Zucchini (case)</b>	<b>Increasing</b>	<b>Good</b>	<b>Lower</b>
<b>Green Beans (bushel)</b>	<b>Decreasing</b>	<b>Good</b>	<b>Higher</b>
<b>Spinach, Flat 24's</b>	<b>Decreasing</b>	<b>Good</b>	<b>Higher</b>
<b>Mushrooms (large), Term.</b>	<b>Decreasing</b>	<b>Good</b>	<b>Higher</b>
<b>Cucumbers, Bushel</b>	<b>Decreasing</b>	<b>Good</b>	<b>Higher</b>
<b>Pickles (200-300 ct.)-Term.</b>	<b>Increasing</b>	<b>Good</b>	<b>Higher</b>
<b>Asparagus (small)</b>	<b>Decreasing</b>	<b>Good</b>	<b>Lower</b>
<b>Freight (CA to City Avg.)</b>	<b>Decreasing</b>	<b>Good</b>	<b>Higher</b>