

# Weekly Market Updates

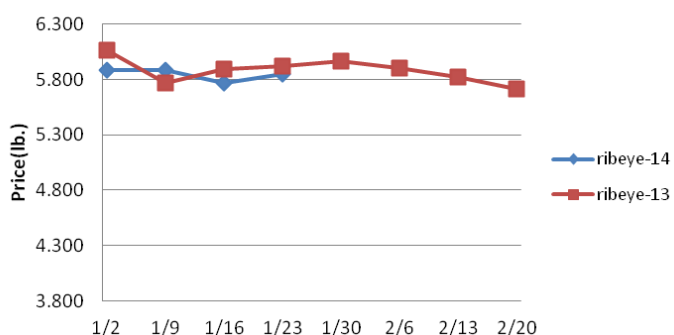


Volume No. 19 Issue No. 4 Date: January 22, 2014

**Beef-** Beef output last week was 1.5% less than the same week a year ago. Beef production is expected to track 5.5% below 2013 this winter due to historically tight cattle supplies. The beef markets have soared during the last week with the USDA choice and select boxed beef cutouts setting new record highs. However, beef demand is waning which suggests a top may be near in the beef markets for the near term. Total beef shipments last week were the smallest for any non-holiday week in the last thirteen years. Expensive retail beef prices should cause relatively poor beef demand to persist. Retail beef prices during December were a record high. Price USDA, FOB per pound.

	Price	Last Week	Difference	Price 13
Live Cattle	1.437	1.400	+.037	1.240
Feeder Cattle Index (CME)	1.705	1.711	-.006	1.462
Ground Beef 81/19	3.200	2.455	+.745	2.065
Ground Chuck	3.116	2.781	+.335	2.199
109e Export Rib (choice)	5.377	5.348	+.029	5.209
109e Export Rib (prime)	9.641	9.948	-.307	9.142
112a Ribeye (choice)	5.850	5.772	+.078	5.922
112a Ribeye (prime)	10.383	9.884	+.499	9.480
116 Chuck (select)	3.747	3.396	+.351	2.314
116 Chuck (choice)	3.748	3.437	+.311	2.443
116b Chuck Tdnr (choice)	2.971	2.735	+.236	2.283
120 Brisket (choice)	2.335	2.252	+.083	1.961
121c Outside Skirt (ch/sel)	4.655	4.161	+.494	4.557
121d Inside Skirt (ch/sel)	3.606	3.546	+.060	3.546
167a Knuckle, Trm. (ch.)	3.385	3.108	+.277	2.318
168 Inside Round (ch.)	2.667	2.531	+.136	2.007
174 Short Loin (ch. 0x1)	4.652	4.662	-.010	5.143
174 Short Loin (prime)	8.153	8.237	-.084	7.816
180 1x1 Strp (choice)	4.387	4.327	+.060	4.382
180 1x1 Strp (prime)	8.041	8.256	-.215	8.820
180 0x1 Strp (choice)	4.961	4.904	+.057	5.087
184 Top Butt, bnls (ch.)	2.823	2.839	-.016	3.297
184 Top Butt, bnls (prime)	3.032	2.924	+.108	3.555
185a Sirloin Flap (choice)	4.366	4.198	+.168	3.757
185c Loin, Tri-Tip (choice)	3.241	3.045	+.196	2.931
189a Tender (select)	9.963	9.844	+.119	8.559
189a Tender (choice)	10.088	9.742	+.346	9.410
189a Tender (prime)	14.160	13.848	+.312	13.057
193 Flank Steak (choice)	4.036	3.908	+.128	4.365
50% Trimnings	1.143	1.199	-.056	.656
65% Trimnings	1.307	1.268	+.039	1.240
75% Trimnings	1.731	1.723	+.008	1.579
85% Trimnings	2.037	2.018	+.019	1.885
90% Trimnings	2.219	2.224	-.005	2.114
90% Imported Beef (frz.)	2.068	2.068	-	2.165
95% Imported Beef (frz.)	2.153	2.148	+.005	2.295
Veal Rack (Hotel 7 rib)	8.600	8.600	-	8.275
Veal Top Rnd. (cp. off)	15.065	15.065	-	14.925

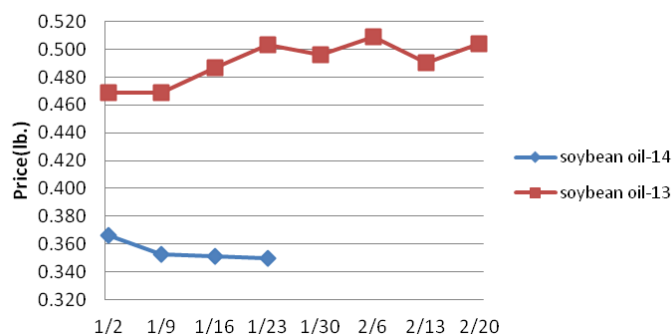
## 112a Choice Beef Ribeye (heavy)



**Oil, Grains, Misc.- Oil, Grains, Misc.-** Adequate snow cover is expected to limit any cold weather damage to the winter wheat crops this week. The wheat markets could find a short term bottom soon. Prices USDA, FOB.

	Price	Last Week	Difference	Price 13
Soybeans, bushel	12.738	13.080	-.342	14.888
Crude Soybean Oil, lb.	.350	.351	-.001	.503
Soybean Meal, ton	474.500	486.600	-12.100	438.600
Corn, bushel	4.198	4.245	-.047	7.390
Crude Corn Oil, lb.	.388	.385	+.003	.525
High Fructose Corn Syrup	.141	.142	-.001	.204
Distillers Grain, Dry	167.500	160.000	+7.500	261.500
Crude Palm Oil, lb. BMD	.351	.346	+.005	.359
HRW Wheat, bushel	6.190	6.300	-.110	7.925
DNS Wheat 14%, bushel	6.830	6.910	-.080	8.790
Durum Wheat, bushel	6.900	6.800	+.100	7.875
Pinto Beans, lb.	.353	.363	-.010	.341
Black Beans, lb.	.390	.413	-.023	.340
Rice, Long Grain, lb.	.286	.286	-	.274
Coffee, lb. NYBOT	1.145	1.172	-.027	1.513
Sugar, lb. NYBOT	.202	.205	-.003	.216
Honey (Clover), lb.	2.012	2.012	-	1.931

## Soybean Oil



**Dairy** The cheese markets continue to track near record high levels due in part to lethargic milk production growth and inflated international cheese prices. The counter seasonal price increases for cheese this month are being met with a lot of suspicion from buyers. Thus, buyers are limiting cheese purchases for immediate needs. The downside price risk in cheese from here is much greater than the upside. The butter market is on the rise. Lower butter prices may be impending. The five year average move for the butter market during the next five weeks is down 3.4%. Prices per pound, except Class I Cream (hundred weight), from USDA

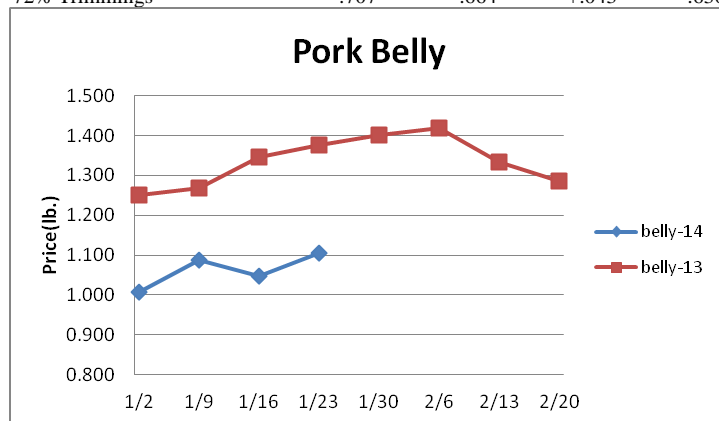
	Price	Last Week	Difference	Price 13
Cheese Barrels (CME)	2.243	2.162	+.081	1.600
Cheese Blocks (CME)	2.270	2.200	+.070	1.660
American Cheese	2.275	2.197	+.078	1.850
Cheddar Cheese (40 lb.)	2.290	2.230	+.060	2.090
Mozzarella Cheese	2.430	2.370	+.060	1.935
Provolone Cheese	2.787	2.727	+.060	2.285
Parmesan Cheese	4.135	4.075	+.060	3.633
Butter (CME)	1.940	1.770	+.170	1.505
Nonfat Dry Milk	2.102	2.089	+.013	1.609
Whey, Dry	.602	.595	+.007	.607
Class I Base	21.480	21.480	-	18.210
Class II Cream, heavy	2.156	1.978	+.178	1.629
Class III Milk (CME)	22.180	21.050	+1.130	17.210
Class IV Milk (CME)	23.340	23.010	+.330	17.650

# Weekly Market Updates



**Pork-** Pork production was 5% larger than the same week a year ago but the large expansion was due to a weather induced backlog of hogs. Pork output gains in the coming weeks versus 2013 should be closer to 1%. Porcine Epidemic Diarrhea virus challenges could limit pork production for the next several months as well. This may be accompanied with better pork demand due to inflated beef prices. Modestly higher pork prices are anticipated as the winter progresses. Prices USDA, FOB per pound.

	<u>Price</u>	<u>Last Week</u>	<u>Difference</u>	<u>Price 13</u>
Live Hogs	.574	.572	+.002	.621
Belly (bacon)	1.105	1.048	+.057	1.400
Sparerib (4.25 lb. & down)	1.540	1.488	+.052	1.367
Ham (20-23 lb.)	.772	.722	+.050	.740
Ham (23-27 lb.)	.757	.726	+.031	.730
Loin (bone-in)	.958	.910	+.048	.892
Bbybck Rib (1.75 lb. & up)	2.121	2.103	+.018	1.984
Tenderloin (1.25 lb.)	2.357	2.370	-.013	2.410
Boston Butt, untrmd. (4-8lb.)	.946	.929	+.017	.838
Picnic, untrmd.	.657	.658	-.001	.594
SS Picnic, smoker trm. bx.	.834	.910	-.076	.826
42% Trimmings	.352	.327	+.025	.407
72% Trimmings	.707	.664	+.043	.630



**Tomato Products, Canned-** Existing canned tomato supplies are sufficient. The canned tomato markets are expected to remain relatively steady. Prices per case (6/10) FOB, unless noted from ARA.

	<u>Price</u>	<u>Last Week</u>	<u>Difference</u>	<u>Price 13</u>
Whole Peeled, Standard	12.250	12.250	-	12.250
Diced, Fancy	12.750	12.750	-	12.750
Ketchup, 33%	13.438	13.438	-	13.438
Tomato Paste- Industrial (lb.)	.398	.398	-	.398

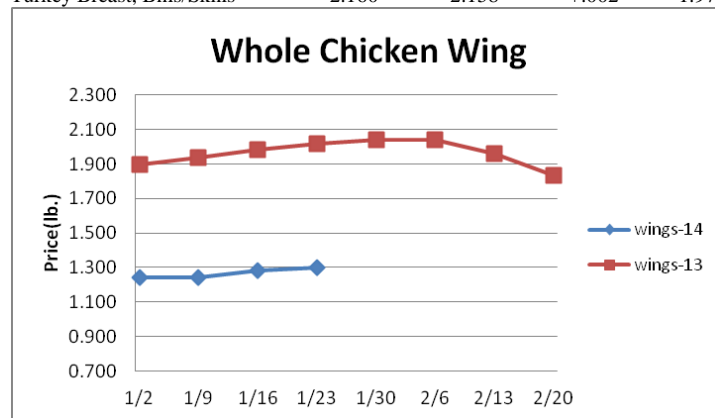
**Processed Vegetables** Processors are negotiating raw vegetable contracts with farmers for the 2014 production season. Fairly firm processed vegetable prices are expected to persist this winter. Prices per case (6/10) FOB, unless noted from ARA.

	<u>Price</u>	<u>Last Week</u>	<u>Difference</u>	<u>Price 13</u>
Corn, Fcy whl kern- can 6/10	19.656	19.656	-	19.656
Green Beans Fcy- can 6/10	19.250	19.250	-	19.250
Green Peas, Fcy- can 6/10	20.750	20.750	-	20.750
Corn, Cob- froz 96 ct.	14.750	14.750	-	14.750
Corn, Kernel- froz 12/2.5#	19.500	19.500	-	19.500
Green Beans Cut- froz 12/2#	15.300	15.300	-	15.300
Green Peas- froz 12/2.5#	26.250	26.250	-	26.250
Potatoes, FF Fncy- froz 6/5#	14.000	14.000	-	14.000

**Poultry- -** Chicken production for the week ending January 11 was .5% less than the same week a year ago. The six week moving average for broiler egg sets is tracking 2.7% above last year which points to at least a 3% gain in chicken output versus 2013 during the next month or so. The chicken wing markets have modestly firmed due to demand for the football playoff season. Usually the chicken wing markets peak this week and then move sharply downward. However, any winter wing price declines could be muted this year. Demand for chicken is anticipated to

be strong in the coming months which should bring some support to the chicken markets. Still, chicken breast, wing and leg quarter market prices are expected to remain well below 2013 levels throughout the winter. Prices USDA, FOB per pound except when noted.

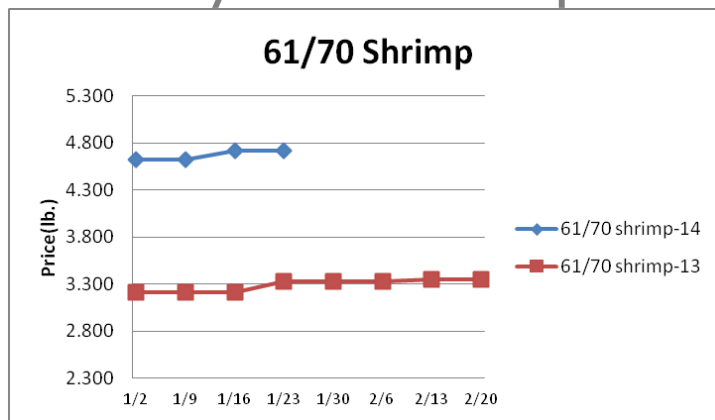
<u>Chicken</u>	<u>Price</u>	<u>Last Week</u>	<u>Difference</u>	<u>Price 13</u>
Whole Birds (2.5-3 lb.-GA)	1.045	1.045	-	.995
Wings (whole)	1.300	1.285	+.015	2.015
Wings (jumbo, cut)	1.197	1.163	+.034	2.122
Breast, Bone In	1.030	1.035	-.005	1.050
Breast, Bnless Skinless	1.755	1.750	+.005	1.600
Tenderloin (random)	1.430	1.430	-	1.370
Tenderloin (sized)	1.730	1.730	-	1.500
Legs (whole)	.646	.646	-	.681
Leg Quarters	.500	.500	-	.540
Thighs, bone in	.656	.733	-.077	.784
Thighs, boneless	1.289	1.249	+.040	1.303
<u>Eggs and Others</u>				
Large (dozen)	1.133	1.147	-.014	1.137
Medium (dozen)	1.025	1.065	-.040	.958
Whole Eggs- Liquid	.621	.623	-.002	.519
Egg Whites- Liquid	.916	.733	+.183	.448
Egg Yolks- Liquid	.630	.630	-	.920
Whole Turkeys (8-16 lb.)	.970	.965	+.005	.955
Turkey Breast, Bnls/Sknl	2.160	2.158	+.002	1.972



**Seafood-** November U.S. salmon filet and steak imports were 16.2% more than 2012. Solid salmon imports could endure this winter which may limit the upside salmon price risk. Salmon demand could be tempered this winter as well. The December U.S. retail seafood price index was up 5% versus the prior year and the third highest on record. Prices for fresh product, unless noted, per pound from Fisheries Market News.

	<u>Price</u>	<u>Last Week</u>	<u>Difference</u>	<u>Price 13</u>
Salmon (wh. Atl., 10-12 lb.)	n/a	n/a	-	n/a
Catfish Filets	n/a	n/a	-	n/a
Trout (drn. 8-14 oz.)	n/a	n/a	-	n/a
Shrimp (16/20), Frz	8.427	8.427	-	5.575
Shrimp (61/70), Frz.	4.720	4.720	-	3.325
Shrimp, Tiger (26/30), Frz.	7.675	7.675	-	4.533
Snow Crab, Legs 5-8 oz, Frz	5.475	5.475	-	5.150
Snow Crab, Legs 8 oz/ up, Frz	6.250	6.250	-	5.800
Cod Tails, 3-7 oz., Frz.	3.088	3.088	-	3.175
Cod Loins, 3-12 oz., Frz	3.025	3.025	-	3.350
Salmon Portions, 4-8 oz, Frz	6.067	6.067	-	4.854
Pollock, Alaska, Deep Skin	1.775	1.775	-	1.925

# Weekly Market Updates



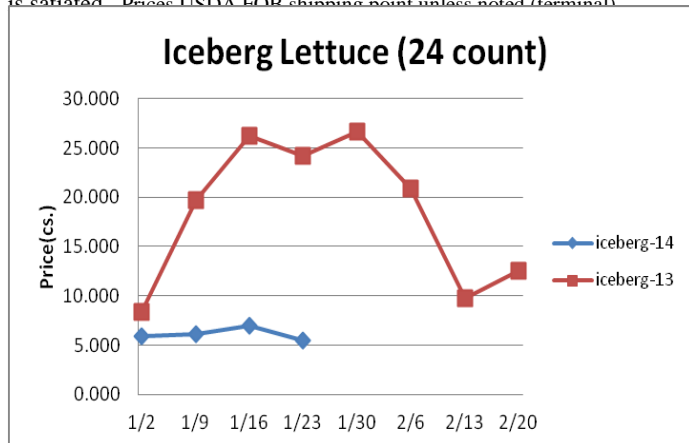
## Energy & Currency-Currency US dollar is worth.

	Price	Last Week	Difference	Price 13
Crude Oil, barrel- nymex	94.990	92.590	+2.400	96.240
Natural Gas, mbtu- nymex	4.431	4.369	+.062	3.558
Heating Oil, gal- nymex	3.015	2.936	+.079	3.068
Electricity, mwhwt- nymex	379.560	97.150	+282.410	52.460
Gasoline, gal- nymex	2.621	2.622	-.001	2.830
Diesel Fuel, gal- eia	3.873	3.886	-.013	3.902
Ethanol, gal- usda	2.025	2.075	-.050	2.230
Canadian \$	1.096	1.096	-	.992
Japanese Yen	104.325	104.288	+.037	88.375
Mexican Peso	13.300	13.099	+.201	12.652
Euro	.738	.735	+.003	.749
Brazilian Real	2.360	2.346	+.014	2.044
Chinese Yuan	6.051	6.048	+.003	6.221

## Paper/Plastic-Provided by: resin- [www.plasticsnews.com](http://www.plasticsnews.com), pulp- [www.paperage.com](http://www.paperage.com).

Wood Pulp/ Plastic Resin	Price	Last Week	Difference	Price 13
WP; NBSK (napkin, towel)	1002.570	997.500	+5.070	886.130
WP; 42 lb. Linerboard (corr.)	771.960	781.720	-9.760	776.899
Res; PS-CHH (cup, cont.)	1.250-1.290	1.210-1.250	+.040	1.210-1.250
Res; PP-HIGP (hvy utensil)	1.100-1.120	1.100-1.120	-	1.120-1.140
Res; PE-LLD (cn liner, film)	.970-1.000	.970-1.000	-	.880-.900

**Produce-** The lettuce markets continue to trend at relatively attractive levels for buyers. Lettuce demand has been lackluster with the cold weather impacting a better part of the U.S. Further, lettuce shipments have been solid rising 5.3% last week. Still, the upside price risk in the lettuce markets from here is likely much greater than the downside. Below average temperatures in Florida this week are expected to slow tomato yields and the harvest. The tomato markets could firm in the near term. Avocado prices may modestly depreciate once Super Bowl demand is satiated. Prices USDA FOB shipping point unless noted (terminal)



	Price	Last Week	Difference	Price 13
Limes (150 ct.)	16.000	20.000	-4.000	15.000
Lemons (95 ct.)	24.350	24.350	-	13.275
Lemons (200 ct.)	23.350	23.350	-	16.775
Honeydew (6 ct.)	14.450	13.950	+.500	9.768
Cantaloupe (15 ct.)	5.450	5.450	-	8.633
Blueberries (12 count)	29.000	30.083	-1.083	25.400
Strawberries (12 pnts.)	21.000	23.000	-2.000	13.000
Avocados (Hass 48 ct.)	31.250	31.750	-.500	18.750
Bananas (40 lb.)- Term.	14.706	16.097	-1.391	14.330
Pineapple (7 ct.)- Term.	12.833	15.027	-2.194	12.458
Idaho Potato (60 ct., 50 lb.)	9.250	9.125	+.125	4.937
Idaho Potato (70 ct., 50 lb.)	9.250	9.125	+.125	5.375
Idaho Potato (70 ct.)-Term.	15.520	16.012	-.492	11.953
Idaho Potato (90 ct., 50 lb.)	9.250	9.125	+.125	6.000
Idaho Pot. # 2 (6 oz., 100 lb.)	10.750	9.750	+1.000	6.000
Processing Potato (cwt.)	7.900	7.900	-	6.000
Yellow Onions (50 lb.)	10.000	9.125	+.875	14.500
Yell Onions (50 lb.)-Term.	16.098	15.187	+.911	17.121
Red Onions (25 lb.)- Term.	12.687	11.885	+.802	20.750
White Onions (50 lb.)- Term.	26.354	26.145	+.209	31.863
Tomatoes (large- case)	12.783	9.783	+3.000	8.450
Tomatoes (5x6-25 lb.)-Term	13.854	12.062	+1.792	13.281
Tomatoes (4x5 vine ripe)	12.950	10.950	+2.000	7.975
Roma Tomatoes (large- case)	10.818	11.268	-.450	9.393
Roma Tomatoes (xlarge-cs)	11.063	11.893	-.830	9.712
Green Peppers (large- case)	18.083	19.750	-1.667	12.610
Red Peppers (large 15lb. cs.)	16.450	15.950	+.500	14.950
Iceberg Lettuce (24 count)	5.478	6.930	-1.452	24.205
Iceberg Lettuce (24)-Term.	14.250	14.166	+.084	34.333
Leaf Lettuce (24 count)	6.392	7.376	-.984	22.485
Romaine Lettuce (24 cnt.)	6.858	7.841	-.983	30.250
Mesculin Mix (3 lb.)-Term.	6.843	6.608	+.235	7.937
Broccoli (14 ct.)	7.308	10.480	-3.172	25.266
Squash (1/2 bushel)	17.350	14.350	+3.000	14.175
Zucchini (1/2 bushel)	15.350	13.350	+2.000	23.850
Green Beans (bushel)	35.625	28.550	+7.075	20.941
Spinach, Flat 24's	15.975	16.725	-.750	27.445
Mushrms (10 lb, lg.)-Term.	15.500	15.145	+.355	14.666
Cucumbers (bushel)	21.570	19.170	+2.400	15.784
Pickles (200-300 ct.)- Term.	24.000	24.291	-.291	26.718
Asparagus (small)	16.500	24.500	-8.000	16.500
Freight (Truck; CA-Cty Av.)	4900.000	5062.500	-162.500	4935.714

## Retail Prices-CPI, Percent compared to prior month from BLS.

	Dec-13	Nov-13	Oct-13	Sep-13
Beef and Veal	+.202	+.533	+.292	-.295
Dairy	+.419	+.400	-.189	+.099
Pork	-.173	-2.161	+.637	+.378
Chicken	+.520	-1.656	+1.036	+.181
Fresh Fish and Seafood	-1.391	+.280	+.376	+2.064
Fresh Fruits and Veg.	-.679	-.741	+1.000	+.001