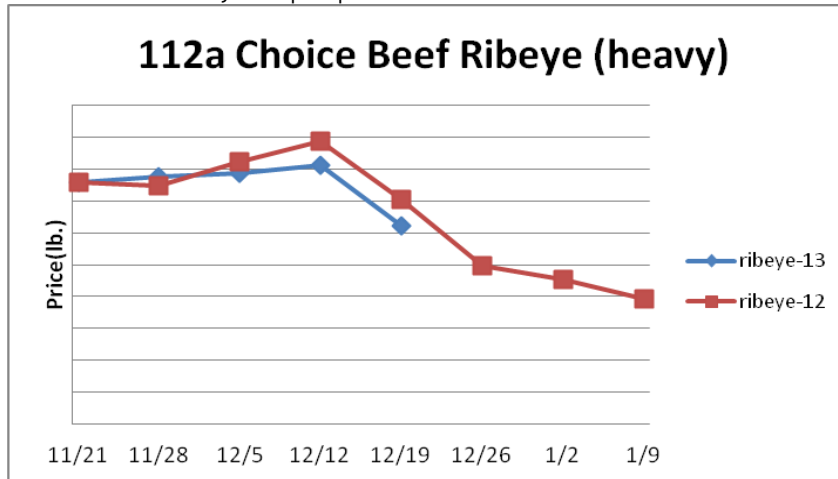


# Beef, Veal and Lamb Report

**Beef, Veal & Lamb** Beef output last week declined 3.1% and was 4.3% less than the same week a year ago. 2013 beef production to date is down 1.2%. Tight cattle supplies are behind the USDA's forecast for a 4.8% decline in winter beef production versus the previous year. Buyers have secured their product for the holiday season and demand for tenderloins and ribeyes should wane in the coming weeks. This should be accompanied with steep market declines for those products. Last year the choice beef tenderloin market depreciated 28% over the next nine weeks. Retail beef prices in November were 1.9% higher than 2012 and a record. Inflated retail prices could limit pending beef demand. Price USDA, FOB per pound.

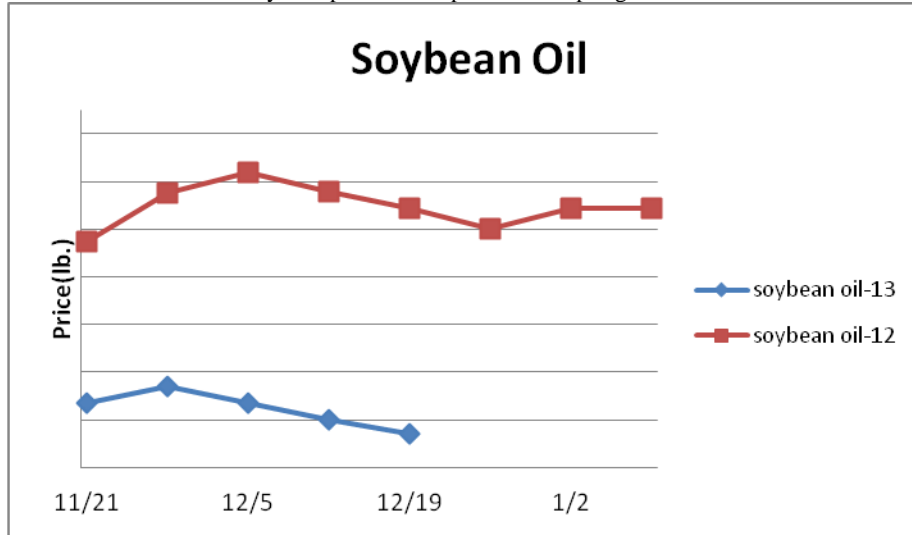


	<u>Market Trend</u>	<u>Supplies</u>	<u>Price vs. Last Year</u>
<b>Live Cattle (Steer)</b>	Decreasing	Good	Higher
<b>Ground Beef 81/19</b>	Decreasing	Good	Lower
<b>Ground Chuck</b>	Increasing	Good	Higher
<b>109 Export Rib (choice)</b>	Decreasing	Good	Lower
<b>109 Export Rib (prime)</b>	Increasing	Good	Higher
<b>112a Ribeye (choice)</b>	Decreasing	Good	Higher
<b>112a Ribeye (prime)</b>	Decreasing	Good	Higher
<b>116 Chuck (choice)</b>	Increasing	Good	Higher
<b>120 Brisket (choice)</b>	Increasing	Good	Lower
<b>121c Outside Skirt (ch/sel.)</b>	Decreasing	Good	Lower
<b>167a Knuckle, Trimmed (choice)</b>	Increasing	Good	Higher
<b>168 Inside Round (choice)</b>	Increasing	Good	Higher
<b>174 Short Loin (choice 0x1)</b>	Increasing	Good	Lower
<b>174 Short Loin (prime 2x3)</b>	Decreasing	Good	Higher
<b>180 1x1 Strip (choice)</b>	Decreasing	Good	Lower
<b>180 1x1 Strip (prime)</b>	Steady	Good	Higher
<b>180 0x1 Strip (choice)</b>	Increasing	Good	Lower
<b>184 Top Butt, boneless (choice)</b>	Decreasing	Good	Lower
<b>184 Top Butt, boneless (prime)</b>	Decreasing	Good	Lower
<b>185a Sirloin Flap (choice)</b>	Increasing	Good	Lower
<b>185c Loin, Tri-Tip (choice)</b>	Decreasing	Good	Higher
<b>189a Tender (select, 5 lb &amp; up)</b>	Decreasing	Good	Higher
<b>189a Tender (choice, 5 lb &amp; up)</b>	Decreasing	Good	Lower
<b>189a Tender (prime, heavy)</b>	Increasing	Good	Higher
<b>193 Flank Steak (choice)</b>	Decreasing	Good	Lower
<b>50% Trimmings</b>	Increasing	Good	Higher
<b>65% Trimmings</b>	Decreasing	Good	Higher
<b>75% Trimmings</b>	Increasing	Good	Higher
<b>85% Trimmings</b>	Increasing	Good	Higher
<b>90% Trimmings</b>	Increasing	Good	Lower
<b>90% Imported Beef (frozen)</b>	Steady	Good	Lower

<b>Veal Rack (Hotel 7 rib)</b>	<b>Increasing</b>	<b>Good</b>	<b>Higher</b>
<b>Veal Top Round (cap off)</b>	<b>Steady</b>	<b>Good</b>	<b>Higher</b>

## Oil and Grains Report

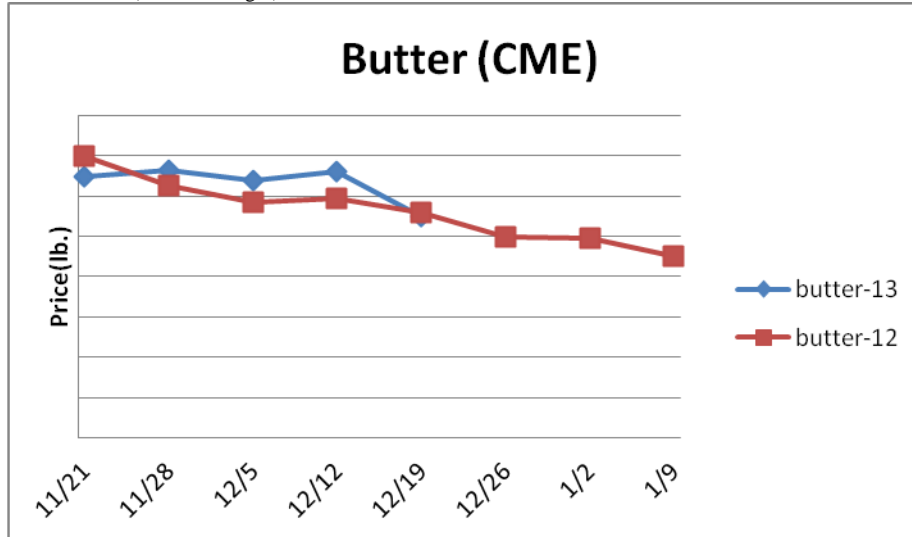
**Oil & Grains- Oil, Grains, Misc.-** The South American soybean and corn crops continue to develop in nearly ideal conditions. Lower soybean prices are expected next spring. Prices USDA, FOB.



	<u>Market Trend</u>	<u>Supplies</u>	<u>Price vs. Last Year</u>
<b>Soybeans</b>	Increasing	Good	Lower
<b>Crude Soybean Oil</b>	Decreasing	Good	Lower
<b>Soymeal</b>	Increasing	Good	Higher
<b>Corn</b>	Decreasing	Good	Lower
<b>Crude Corn Oil</b>	Decreasing	Good	Lower
<b>Distillers Grain, Dry</b>	Decreasing	Good	Lower
<b>Crude Palm Oil</b>	Decreasing	Good	Higher
<b>Hard Red Winter Wheat</b>	Decreasing	Good	Lower
<b>Dark Northern Spring Wheat</b>	Decreasing	Good	Lower
<b>High Fructose</b>	Decreasing	Good	Lower
<b>Durum Wheat</b>	Increasing	Good	Lower

# Dairy Report

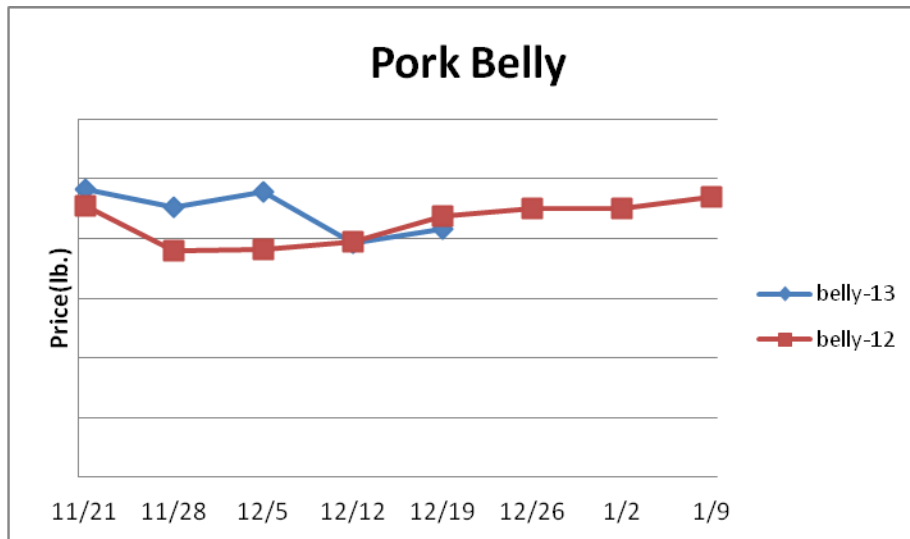
**Dairy** - The butter market has depreciated during the last week falling more than 5%. Butter demand is seasonally waning. Cyclical charts indicate that the butter market could decline another \$.05 or so during the next two weeks. Export demand for U.S. butter is likely to expand at these price levels, however, which could limit any further domestic market depreciation. The CME cheese markets remain inflated but demand is anticipated to seasonally wane for cheese shortly as well. The downside price risk in cheese from here is much greater than the upside. Prices per pound, except Class I Cream (hundred weight), from USDA.



	<u>Market Trend</u>	<u>Supplies</u>	<u>Price vs. Last Year</u>
<b>Cheese Barrels- CME</b>	Increasing	Good	Higher
<b>Cheese 40 lb Blocks- CME</b>	Increasing	Good	Higher
<b>American Cheese</b>	Decreasing	Good	Higher
<b>Cheddar Cheese</b>	Decreasing	Good	Lower
<b>Mozzarella Cheese</b>	Decreasing	Good	Higher
<b>Provolone Cheese</b>	Decreasing	Good	Higher
<b>Parmesan Cheese</b>	Decreasing	Good	Higher
<b>Butter- One lb Solids</b>	Decreasing	Good	Lower
<b>Nonfat Dry Milk</b>	Increasing	Good	Higher
<b>Whey, Dry</b>	Increasing	Good	Lower
<b>Class I Milk Base</b>	Steady	Good	Lower
<b>Class II Cream (Heavy Cream)</b>	Decreasing	Good	Higher
<b>Class III Milk- CME</b>	Increasing	Good	Higher
<b>Class IV Milk- CME</b>	Increasing	Good	Higher

# Pork Report

**Pork-** Pork production last week declined .2% from the previous week but was 3.2% larger than the same week a year ago. Heavy hog weights have lifted pork output this fall. Pork production this winter is projected by the USDA to track 2.3% above 2013, however, PEDv may cause actual pork output gains to be more modest. Better clarity should be brought to the PEDv situation and the hog supply in the December 27th USDA Hog and Pigs Report. Prices USDA, FOB per pound.



	<u>Market Trend</u>	<u>Supplies</u>	<u>Price vs. Last Year</u>
<b>Live Hogs</b>	Increasing	Good	Lower
<b>Belly (bacon)</b>	Increasing	Good	Lower
<b>Spare Rib (4.25 &amp; down)</b>	Increasing	Good	Higher
<b>Ham (23-27 lb)</b>	Decreasing	Good	Higher
<b>Loin (bone-in)</b>	Increasing	Good	Higher
<b>Baby Back Rib (1.75 &amp; up)</b>	Decreasing	Good	Higher
<b>Tenderloin (1.25 lb)</b>	Decreasing	Good	Higher
<b>Boston Butt, untrimmed 4-8 lb.</b>	Steady	Good	Lower
<b>Picnic, untrimmed</b>	Increasing	Good	Higher
<b>SS Picnic, smoker trim boxed</b>	Increasing	Good	Higher
<b>42% Trimmings</b>	Decreasing	Good	Lower
<b>72% Trimmings</b>	Decreasing	Good	Lower

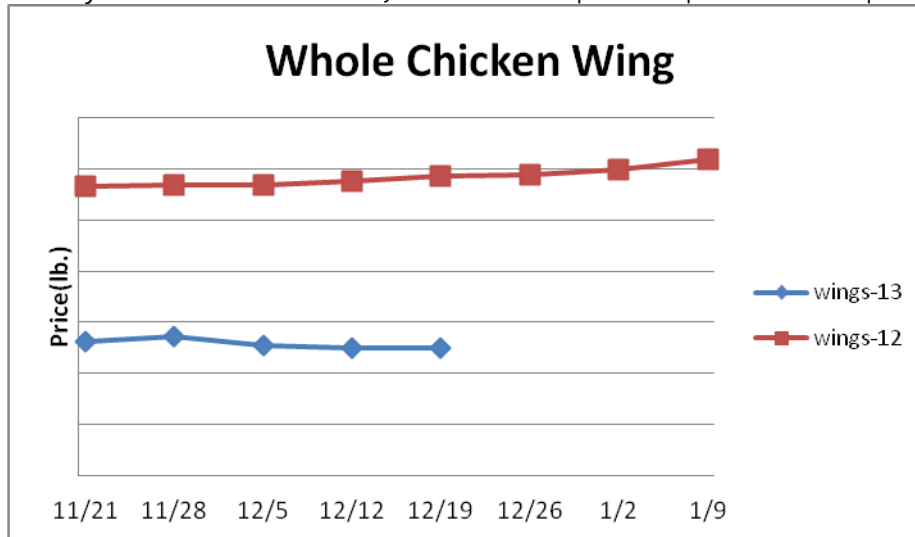
# Canned Tomato Report

**Tomato Products, Canned**- Early indications are that the raw product tomato price for canners will be up 5% next year. Prices per case (6/10) FOB, unless noted from ARA.

	<u>Market Trend</u>	<u>Supplies</u>	<u>Price vs. Last Year</u>
<b>Whole Peeled Standard</b>	Steady	Good	Same
<b>Diced, Fancy</b>	Steady	Good	Same
<b>Ketchup, 33%</b>	Steady	Good	Same
<b>Tomato Paste- Ind.</b>	Steady	Good	Same

# Poultry Report

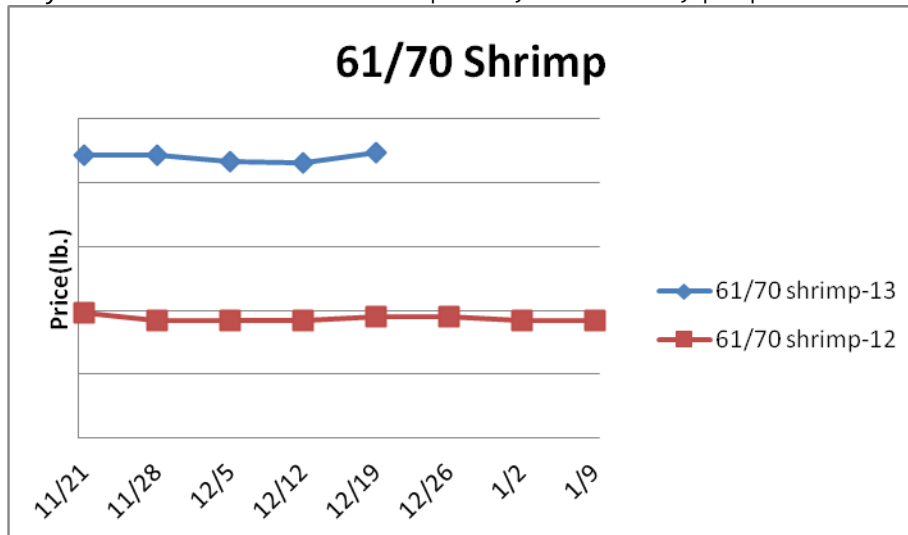
**Poultry-** Chicken production for the week ending December 7th was 3.2% less than last year. Strong chicken output gains versus the prior year are anticipated this winter. The USDA is forecasting first quarter 2014 chicken production to rise 3.1% from the previous year. The chicken breast and wing markets remain stable but chicken breast prices usually shift higher soon. Since 2008, the boneless skinless chicken breast market has risen 5.9% during the month of January. However, the counter seasonal move lower in chicken wing prices this fall and the forecasted sizeable chicken output increase for 2014 suggest that any chicken breast market gains could be tempered in the coming months. Some moderate price relief is anticipated for the egg markets during January. Prices USDA, FOB per pound except when noted.



	<u>Market Trend</u>	<u>Supplies</u>	<u>Price vs. Last Year</u>
Whole Chicken (2.5-3 lb-GA)	Steady	Good	Higher
Chicken Wings, Whole	Steady	Good	Lower
Chicken Wings, Jumbo Cut	Decreasing	Good	Lower
Chicken Breast, Bone-In	Increasing	Good	Higher
Chicken Breast, Bnless Sknless	Increasing	Good	Higher
Chicken Tender (random)	Increasing	Good	Higher
Chicken Tender (sized)	Increasing	Good	Lower
Chicken Legs (whole)	Increasing	Good	Lower
Chicken Leg Quarters	Steady	Good	Lower
Chicken Thighs, bone in	Decreasing	Good	Lower
Chicken Thighs, boneless	Increasing	Good	Lower
Large Eggs	Steady	Good	Higher
Medium Eggs	Increasing	Good	Higher
Whole Eggs- Liq	Decreasing	Good	Higher
Egg Whites- Liq	Increasing	Good	Higher
Egg Yolks- Liq	Decreasing	Good	Lower
Whole Turkey (8-16 lb)	Steady	Good	Higher
Turkey Breast- Bnls/Sknls	Decreasing	Good	Higher

# Seafood Report

**Seafood-** U.S. salmon imports during October were 9.9% larger than the prior year and were the biggest for any month since January. Salmon filet steak imports were up 10.3% due in a large part to a 14.7% rise in product from Chile. History suggests that the salmon filet-steak markets could drift downward this winter but any depreciation may only be modest. Prices for fresh product, unless noted, per pound from Fisheries Market News.



	<u>Market Trend</u>	<u>Supplies</u>	<u>Price vs. Last Year</u>
Salmon, Whole (10-12 lb)	n/a	Good	n/a
Catfish, Filets	n/a	Good	n/a
Trout, Drn. (8-14 oz)	n/a	Good	n/a
Shrimp (16-20 count)	Decreasing	Good	Higher
Shrimp (61-70 count)	Increasing	Good	Higher
Shrimp, Tiger (26-30 count)	Steady	Good	Higher
Snow Crab Legs (5-8 oz)	Steady	Good	Higher
Snow Crab Legs (8 oz up)	Steady	Good	Higher
Cod Tails, 3-7 oz. Frz.	Steady	Good	Lower
Cod Loins, 3-12 oz. Frz.	Steady	Good	Lower
Salmon Portions, 4-8 oz. Frz.	Steady	Good	Higher

## Bean, Rice, Coffee and Sugar Report

	<u>Market Trend</u>	<u>Supplies</u>	<u>Price vs. Last Year</u>
<b>Pinto Beans</b>	Steady	Good	Higher
<b>Black Beans</b>	Steady	Good	Higher
<b>Rice, Long Grain</b>	Increasing	Good	Higher
<b>Coffee Beans</b>	Increasing	Good	Lower
<b>Sugar</b>	Decreasing	Good	Lower
<b>Honey</b>	Steady	Good	Higher

## Paper Product Report

	<u>Market Trend</u>	<u>Supplies</u>	<u>Price vs. Last Year</u>
Wood Pulp (paper)			
<b>NBSK- Paper napkin</b>	Increasing	Good	Higher
<b>42 lb. Linerboard-corrugated box</b>	Decreasing	Good	Higher
Plastic Resins (plastic, foam)			
<b>PS-CHH-utensils, cups, to-go cont.</b>	Steady	Good	Higher
<b>PP-HIGP-heavy grade utensils</b>	Steady	Good	Higher
<b>PE-LLD-can liners, film, bags</b>	Steady	Good	Higher

## Retail Price Change from Prior Month

	<u>Nov-13</u>	<u>Oct-13</u>	<u>Sep-13</u>
<b>Beef and Veal</b>	Increasing	Increasing	Decreasing
<b>Dairy</b>	Increasing	Decreasing	Increasing
<b>Pork</b>	Decreasing	Increasing	Increasing
<b>Chicken</b>	Decreasing	Increasing	Increasing
<b>Fresh Fish and Seafood</b>	Increasing	Increasing	Increasing
<b>Fresh Fruits and Vegetables</b>	Decreasing	Increasing	Increasing



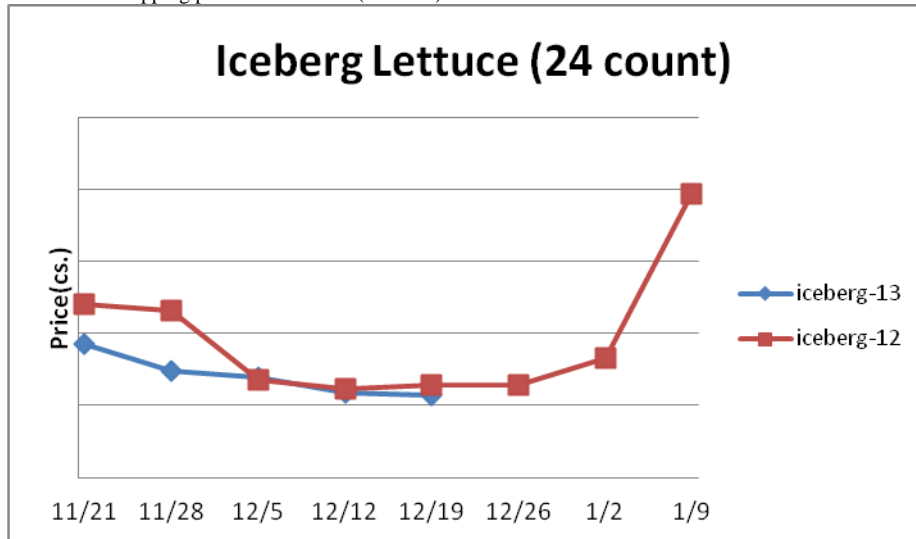
# Processed Fruits and Vegetables Report

**Processed Fruits and Vegetables** - Vegetable processor and farmer negotiations are occurring for the 2014 crop season.

<u>Canned 6/10</u>	<u>Market Trend</u>	<u>Supplies</u>	<u>Price vs. Last Year</u>
<b>Corn, Fancy Whole Kernel</b>	<b>Steady</b>	<b>Good</b>	<b>Same</b>
<b>Green Beans, Fancy 4 sv</b>	<b>Steady</b>	<b>Good</b>	<b>Same</b>
<b>Green Peas, Fancy 4 sv/blend</b>	<b>Steady</b>	<b>Good</b>	<b>Same</b>
<u><b>Frozen</b></u>			
<b>Corn, Cob 96 count</b>	<b>Steady</b>	<b>Good</b>	<b>Same</b>
<b>Corn, Kernel 12/2.5 lb.</b>	<b>Steady</b>	<b>Good</b>	<b>Same</b>
<b>Green Beans, Cut 12/2 lb.</b>	<b>Steady</b>	<b>Good</b>	<b>Same</b>
<b>Green Peas, 12/2.5 lb.</b>	<b>Steady</b>	<b>Good</b>	<b>Same</b>
<b>Potatoes, FF Fancy, 6/5 lb.</b>	<b>Steady</b>	<b>Good</b>	<b>Same</b>

# Produce Report

**Produce-** The potato markets remain relatively flat. Potato supplies are seasonally ample which is putting downward pressure on the potato markets. Higher potato prices are likely in the coming months as storage stocks decline. The five year average move for the Idaho 70 count potato market during January is up 8.2%. Lettuce supplies are ample as well which is weighing on the lettuce markets. At these historically depressed price levels, farmers are likely to start slowing the harvest. The downside price risk in the lettuce markets from here is almost certainly nominal. Prices USDA FOB shipping point unless noted (terminal).



	<u>Market Trend</u>	<u>Supplies</u>	<u>Price vs. Last Year</u>
Limes (150 count)	Increasing	Good	Lower
Lemons (95 count)	Increasing	Good	Higher
Lemons (200 count)	Steady	Good	Higher
Honeydew (6 ct.)	Decreasing	Good	Lower
Cantaloupe (15 count)	Steady	Good	Lower
Blueberries (12 count)	Decreasing	Good	Higher
Strawberries (12 pints)	Increasing	Good	Higher
Avocados, Hass (48 count)	Steady	Good	Higher
Bananas (40 lb)-Term.	Decreasing	Good	Lower
Pineapple (7 ct.)- Term.	Increasing	Good	Lower
Idaho Potato (60 count)	Decreasing	Good	Higher
Idaho Potato (70 count)	Decreasing	Good	Higher
Idaho Potato (70 count)-Term.	Decreasing	Good	Higher
Idaho Potato (90 count)	Decreasing	Good	Higher
Idaho Potato #2 (6 oz. min.)	Steady	Good	Higher
Processing Potato (100 lb)	Steady	Good	Same
Yellow Onions (50 lb)	Steady	Good	Lower
Yellow Onions (50 lb)-Term.	Decreasing	Good	Lower
Red Onions (25 lb)-Term.	Decreasing	Good	Lower
White Onions (50 lb)-Term.	Decreasing	Good	Higher
Tomatoes, (large- case)	Increasing	Good	Higher
Tomatoes, (5x6, 25 lb.)-Term.	Decreasing	Good	Lower
Tomatoes, Vine Ripe, (4x5)	Decreasing	Good	Higher

<b>Roma Tomatoes (large- case)</b>	<b>Decreasing</b>	<b>Good</b>	<b>Higher</b>
<b>Roma Tomatoes (xlarge- case)</b>	<b>Decreasing</b>	<b>Good</b>	<b>Higher</b>
<b>Green Peppers (large- case)</b>	<b>Increasing</b>	<b>Good</b>	<b>Higher</b>
<b>Red Peppers (large- 15 lb. cs.)</b>	<b>Steady</b>	<b>Good</b>	<b>Higher</b>
<b>Iceberg Lettuce (24 count)</b>	<b>Decreasing</b>	<b>Good</b>	<b>Lower</b>
<b>Iceberg Lettuce (24 cnt)-Term.</b>	<b>Decreasing</b>	<b>Good</b>	<b>Higher</b>

## Produce Report (continued)

<b>Leaf Lettuce (24 count)</b>	<b>Steady</b>	<b>Good</b>	<b>Higher</b>
<b>Romaine Lettuce (24 count)</b>	<b>Decreasing</b>	<b>Good</b>	<b>Lower</b>
<b>Mesculin Mix (3 lb)-Term.</b>	<b>Increasing</b>	<b>Good</b>	<b>Lower</b>
<b>Broccoli (14 cnt.)</b>	<b>Increasing</b>	<b>Good</b>	<b>Higher</b>
<b>Squash (case)</b>	<b>Decreasing</b>	<b>Good</b>	<b>Lower</b>
<b>Zucchini (case)</b>	<b>Increasing</b>	<b>Good</b>	<b>Lower</b>
<b>Green Beans (bushel)</b>	<b>Decreasing</b>	<b>Good</b>	<b>Lower</b>
<b>Spinach, Flat 24's</b>	<b>Decreasing</b>	<b>Good</b>	<b>Higher</b>
<b>Mushrooms (large), Term.</b>	<b>Increasing</b>	<b>Good</b>	<b>Higher</b>
<b>Cucumbers, Bushel</b>	<b>Decreasing</b>	<b>Good</b>	<b>Higher</b>
<b>Pickles (200-300 ct.)-Term.</b>	<b>Decreasing</b>	<b>Good</b>	<b>Higher</b>
<b>Asparagus (small)</b>	<b>Steady</b>	<b>Good</b>	<b>Lower</b>
<b>Freight (CA to City Avg.)</b>	<b>Decreasing</b>	<b>Good</b>	<b>Higher</b>