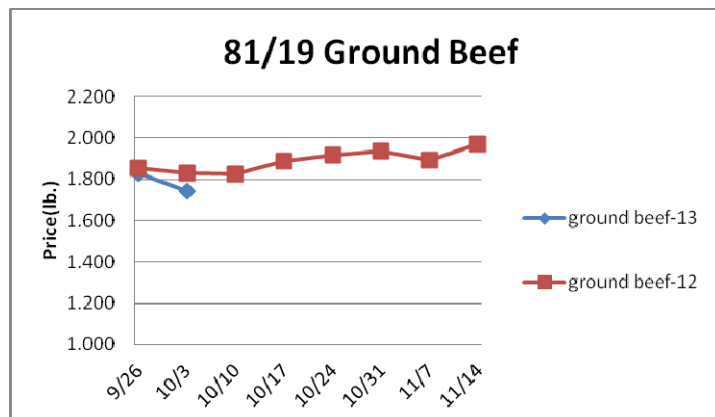


Weekly Market Updates

Volume No. 18 Issue No. 42 Date: October 17, 2013

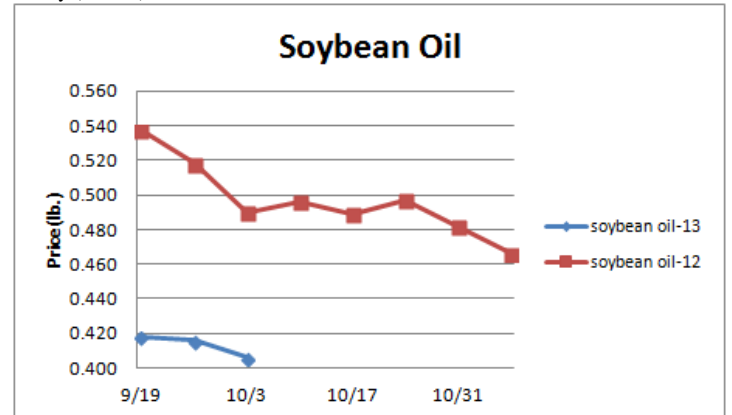
Beef- Beef packers continue to tap the brakes on beef production due to poor margins. Cattle slaughter last week is estimated to be the smallest for any non-holiday week in over two months. Despite this, cattle supplies are still limited. Beef supplies have tightened in response to the slowdown in beef production. Beef prices are reported to be higher this week in response with relatively inflated beef markets expected to persist into December. Beef ribeye and tenderloin prices could be especially elevated this fall. Lower priced pork and ham may sour beef demand at times during 2014. Price USDA, FOB per pound.

	Price	Last Week	Difference	Price 12
Live Cattle	n/a	n/a	-	1.237
Feeder Cattle Index (CME)	1.599	1.599	-	1.442
Ground Beef 81/19	n/a	n/a	-	1.889
Ground Chuck	n/a	n/a	-	1.893
109e Export Rib (choice)	n/a	n/a	-	6.010
109e Export Rib (prime)	n/a	n/a	-	9.688
112a Ribeye (choice)	n/a	n/a	-	6.465
112a Ribeye (prime)	n/a	n/a	-	10.307
116 Chuck (select)	n/a	n/a	-	2.705
116 Chuck (choice)	n/a	n/a	-	2.341
116b Chuck Tdnr (choice)	n/a	n/a	-	2.341
120 Brisket (choice)	n/a	n/a	-	2.150
121c Outside Skirt (ch/sel)	n/a	n/a	-	5.313
121d Inside Skirt (ch/sel)	n/a	n/a	-	3.367
167a Knuckle, Trm. (ch.)	n/a	n/a	-	2.447
168 Inside Round (ch.)	n/a	n/a	-	2.083
174 Short Loin (ch. 0x1)	n/a	n/a	-	4.820
174 Short Loin (prime)	n/a	n/a	-	9.229
180 1x1 Strp (choice)	n/a	n/a	-	4.600
180 1x1 Strp (prime)	n/a	n/a	-	9.517
180 0x1 Strp (choice)	n/a	n/a	-	4.956
184 Top Butt, bnls (ch.)	n/a	n/a	-	2.940
184 Top Butt, bnls (prime)	n/a	n/a	-	3.790
185a Sirloin Flap (choice)	n/a	n/a	-	3.477
185c Loin, Tri-Tip (choice)	n/a	n/a	-	2.528
189a Tender (select)	n/a	n/a	-	9.521
189a Tender (choice)	n/a	n/a	-	9.989
189a Tender (prime)	n/a	n/a	-	14.320
193 Flank Steak (choice)	n/a	n/a	-	4.772
50% Trimmings	n/a	n/a	-	.560
65% Trimmings	n/a	n/a	-	1.093
75% Trimmings	n/a	n/a	-	1.422
85% Trimmings	n/a	n/a	-	1.895
90% Trimmings	n/a	n/a	-	2.029
90% Imported Beef (frz.)	n/a	n/a	-	2.020
95% Imported Beef (frz.)	n/a	n/a	-	2.160
Veal Rack (Hotel 7 rib)	n/a	n/a	-	8.020
Veal Top Rnd. (cp. off)	n/a	n/a	-	14.370



Oil, Grains, Misc.- Dry weather is forecasted for a large portion of winter wheat country this fall. The wheat markets could remain well supported into November. Prices USDA, FOB.

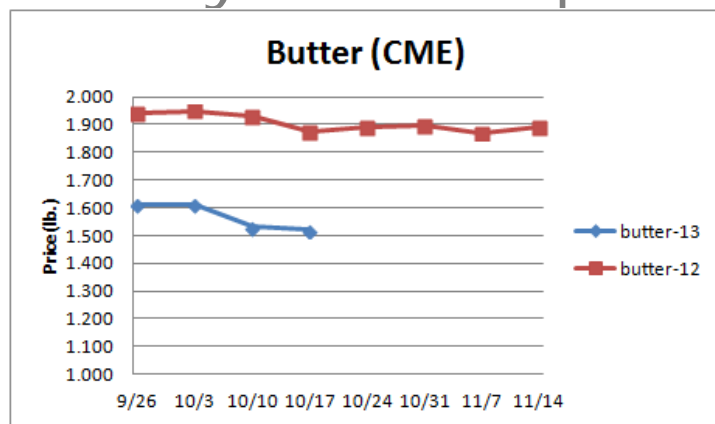
	Price	Last Week	Difference	Price 12
Soybeans, bushel	n/a	n/a	-	14.888
Crude Soybean Oil, lb.	n/a	n/a	-	.489
Soybean Meal, ton	n/a	n/a	-	471.800
Corn, bushel	n/a	n/a	-	7.342
Crude Corn Oil, lb.	n/a	n/a	-	.545
High Fructose Corn Syrup	n/a	n/a	-	.203
Distillers Grain, Dry	n/a	n/a	-	273.500
Crude Palm Oil, lb. BMD	.343	.336	+.007	.358
HRW Wheat, bushel	n/a	n/a	-	8.530
DNS Wheat 14%, bushel	n/a	n/a	-	9.340
Durum Wheat, bushel	7.000	6.983	+.017	8.063
Pinto Beans, lb.	n/a	n/a	-	.347
Black Beans, lb.	n/a	n/a	-	.310
Rice, Long Grain, lb.	n/a	n/a	-	.271
Coffee, lb. NYBOT	1.174	1.153	+.021	1.608
Sugar, lb. NYBOT	.218	.214	+.004	.238
Honey (Clover), lb.	n/a	2.058	-	1.813



Dairy- The CME spot butter market has been relatively flat as of late. Butter demand has been solid for the upcoming holiday season. However, butter demand will wane once holiday supplies are secure which can influence butter prices downward. Last year butter prices declined 14% during November. The CME cheese markets are edging upward due in part to solid export and domestic demand. Typically the cheese markets drift downward during the last two months of the year. World milk production is expanding which could temper U.S. dairy exports next year. Prices per pound, except Class I Cream (hundred weight), from USDA.

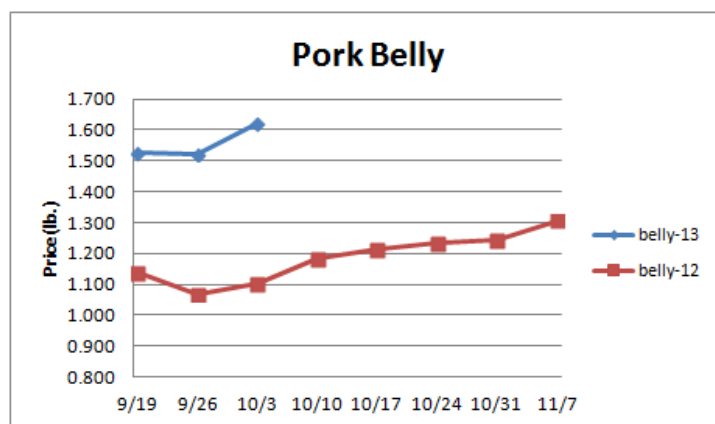
	Price	Last Week	Difference	Price 12
Cheese Barrels (CME)	1.778	1.740	+.038	1.928
Cheese Blocks (CME)	1.835	1.773	+.062	2.010
American Cheese	n/a	n/a	-	2.250
Cheddar Cheese (40 lb.)	n/a	n/a	-	2.490
Mozzarella Cheese	n/a	n/a	-	2.335
Provolone Cheese	n/a	n/a	-	2.685
Parmesan Cheese	n/a	n/a	-	4.033
Butter (CME)	1.520	1.530	-.010	1.875
Nonfat Dry Milk	n/a	n/a	-	1.571
Whey, Dry	n/a	n/a	-	.616
Class I Base	19.200	19.200	-	18.880
Class II Cream, heavy	n/a	n/a	-	2.433
Class III Milk (CME)	18.240	17.980	+.260	20.120
Class IV Milk (CME)	20.300	20.200	+.100	19.000

Weekly Market Updates



Pork- Pork production last week is estimated to be the largest in nine months but still roughly 3% smaller than a year ago. The USDA is projecting fall pork output to be 2.5% larger than last year but this may be overstated. Pork output expansion versus 2012 during the next three months is likely to be closer to 1%. The majority of the pork markets are reported to be drifting lower with the seasonal increase in production. If further pork output expansion does occur as the fall progresses even lower pork prices are likely to occur. Prices USDA, FOB per pound.

	Price	Last Week	Difference	Price 12
Live Hogs	n/a	n/a	-	.603
Belly (bacon)	n/a	n/a	-	1.2324
Sparerib (4.25 lb. & down)	n/a	n/a	-	1.373
Ham (20-23 lb.)	n/a	n/a	-	.820
Ham (23-27 lb.)	n/a	n/a	-	.800
Loin (bone-in)	n/a	n/a	-	.968
Bbybck Rib (1.75 lb. & up)	n/a	n/a	-	2.038
Tenderloin (1.25 lb.)	n/a	n/a	-	2.069
Boston Butt, untrmd. (4-8lb.)	n/a	n/a	-	.890
Picnic, untrmd.	n/a	n/a	-	.569
SS Picnic, smoker trm. bx.	n/a	n/a	-	.870
42% Trimmings	n/a	n/a	-	.550
72% Trimmings	n/a	n/a	-	.680



Tomato Products, Canned- The 2013 world tomato for canning harvest is estimated to be the smallest in the last seven years. The markets are firm. Prices per case (6/10) FOB, unless noted from ARA.

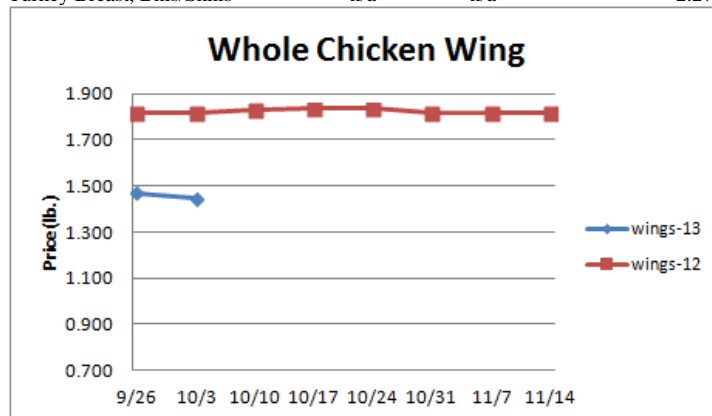
	Price	Last Week	Difference	Price 12
Whole Peeled, Standard	12.250	12.250	-	12.250
Diced, Fancy	12.750	12.750	-	12.750
Ketchup, 33%	13.438	13.438	-	13.438
Tomato Paste- Industrial (lb.)	.398	.398	-	.398

Processed Vegetables- The Midwestern vegetable for processing harvest has been able to persevere due to relatively favorable weather. The markets are firm. Prices FOB per case from ARA.

	Price	Last Week	Difference	Price 12
Corn, Fcy whl kern- can 6/10	19.656	19.656	-	19.656
Green Beans Fcy- can 6/10	19.250	19.250	-	19.250
Green Peas, Fcy- can 6/10	20.750	20.750	-	20.750
Corn, Cob- froz 96 ct.	14.750	14.750	-	14.750
Corn, Kernel- froz 12/2.5#	19.500	19.500	-	19.500
Green Beans Cut- froz 12/2#	15.300	15.300	-	15.300
Green Peas- froz 12/2.5#	26.250	26.250	-	26.250
Potatoes, FF Fncy- froz 6/5#	14.000	14.000	-	14.000

Poultry- Chicken production levels remain solid due to good profitability for chicken producers. Year to date chicken output is estimated to be just over 3% larger than 2012. Strong chicken output gains are anticipated to persist with the USDA forecasting chicken production during the fall to be 3.8% larger than last year. This is due to declining feed prices which is the major cost structure for chicken producers. Spot feed costs have fallen 35% since peaking in the summer of 2012. Relatively attractive feed prices are anticipated to persist into 2014. Solid chicken output should weigh on the chicken breast markets during the next several months and temper any seasonal price expansion in chicken wings. Prices USDA, FOB per pound except when noted.

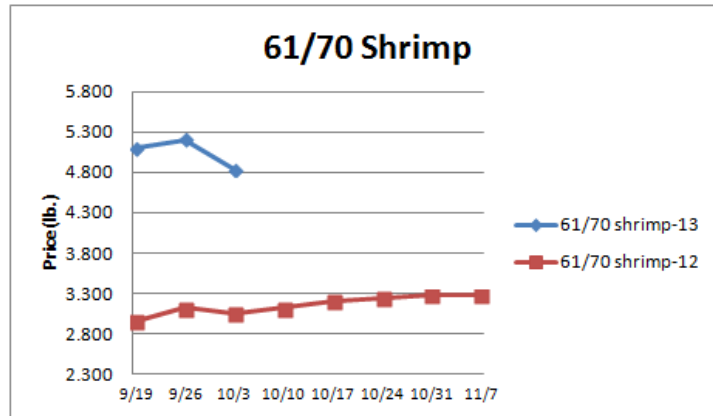
	Price	Last Week	Difference	Price 12
Chicken				
Whole Birds (2.5-3 lb.-GA)	n/a	n/a	-	.958
Wings (whole)	n/a	n/a	-	1.835
Wings (jumbo, cut)	n/a	n/a	-	1.860
Breast, Bone In	n/a	n/a	-	1.005
Breast, Bnless Skinless	n/a	n/a	-	1.605
Tenderloin (random)	n/a	n/a	-	1.240
Tenderloin (sized)	n/a	n/a	-	1.870
Legs (whole)	n/a	n/a	-	.694
Leg Quarters	n/a	n/a	-	.535
Thighs, bone in	n/a	n/a	-	.764
Thighs, boneless	n/a	n/a	-	1.322
Eggs and Others				
Large (dozen)	n/a	n/a	-	1.138
Medium (dozen)	n/a	n/a	-	.955
Whole Eggs- Liquid	n/a	n/a	-	.762
Egg Whites- Liquid	n/a	n/a	-	.510
Egg Yolks- Liquid	n/a	n/a	-	1.310
Whole Turkeys (8-16 lb.)	n/a	n/a	-	1.105
Turkey Breast, Bnls/Sknl	n/a	n/a	-	2.278



Seafood- The 2013-14 Alaskan Bearing Sea snow crab quota has been set at 54 million pounds, 19% less than the previous year and the smallest since the 2009-10 season. The Alaskan snow crab fishing season officially started on October 15th but the government shutdown has delayed the release of fishing permits. Assuming fishing can get underway soon the delay should not greatly impact snow crab prices. Prices for fresh product, unless noted, per pound from Fisheries Market News.

Weekly Market Updates

	<u>Price</u>	<u>Last Week</u>	<u>Difference</u>	<u>Price 12</u>
Salmon (wh. Atl., 10-12 lb.)	n/a	n/a	-	n/a
Catfish Filets	n/a	n/a	-	n/a
Trout (dm. 8-14 oz.)	n/a	n/a	-	n/a
Shrimp (16/20), Frz.	n/a	n/a	-	4.925
Shrimp (61/70), Frz.	n/a	n/a	-	3.200
Shrimp, Tiger (26/30), Frz.	n/a	n/a	-	4.450
Snow Crab, Legs 5-8 oz, Frz	n/a	n/a	-	5.025
Snow Crab, Legs 8 oz/ up, Fz	n/a	n/a	-	5.800
Cod Tails, 3-7 oz., Frz.	n/a	n/a	-	3.525
Cod Loins, 3-12 oz., Frz	n/a	n/a	-	3.463
Salmon Portions, 4-8 oz, Frz	n/a	n/a	-	5.083
Pollock, Alaska, Deep Skin	n/a	n/a	-	1.775



Energy & Currency-Currency US dollar is worth.

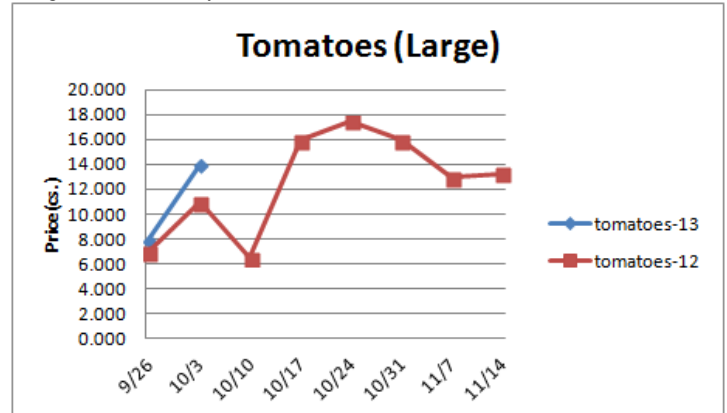
	<u>Price</u>	<u>Last Week</u>	<u>Difference</u>	<u>Price 12</u>
Crude Oil, barrel- nymex	101.210	103.490	-2.280	92.090
Natural Gas, mbtu- nymex	3.790	3.716	+.074	3.437
Heating Oil, gal- nymex	3.017	3.033	-.016	3.199
Electricity, mwht- nymex	42.640	39.570	+3.070	39.790
Gasoline, gal- nymex	2.660	2.631	+.029	2.845
Diesel Fuel, gal- eia	n/a	3.897	-	4.150
Ethanol, gal- usda	n/a	n/a	-	2.345
Canadian \$	1.036	1.038	-.002	0.984
Japanese Yen	98.888	97.301	+1.587	78.675
Mexican Peso	12.882	13.188	-.306	12.823
Euro	.740	.740	-	.762
Brazilian Real	2.165	2.208	-.043	2.033
Chinese Yuan	6.100	6.120	-.020	6.255

Paper/Plastic-Provided by; resin- www.plasticsnews.com, pulp- www.paperage.com.

<u>Wood Pulp/ Plastic Resin</u>	<u>Price</u>	<u>Last Week</u>	<u>Difference</u>	<u>Price 12</u>
WP; NBSK (napkin, towel)	957.860	948.380	+9.480	848.290
WP; 42 lb. Linerboard (corr.)	792.826	794.722	-1.896	753.261
Res; PS-CHH (cup, cont.)	1.170-1.210	1.170-1.210	-	1.180-1.220
Res; PP-HIGP (hvy utensil)	1.090-1.110	1.090-1.110	-	.900-.920
Res; PE-LLD (cn liner, film)	.970-1.000	.970-1.000	-	.850-.880

Produce- The lettuce markets remain supported by relatively limited supplies. Lettuce growers continue to harvest lettuce early in an effort to meet demand which suggests that subpar lettuce supplies could persist next week. The chief lettuce harvest region will be shifting to Huron California in the coming weeks and then on to the Yuma- Imperial Valley region in November. No major lettuce supply gaps are anticipated at this time during the lettuce crop transition. The potato markets are finding some footing. Typically the potato markets are relatively steady during the next five weeks. Prices USDA FOB shipping point unless noted (terminal).

	<u>Price</u>	<u>Last Week</u>	<u>Difference</u>	<u>Price 12</u>
Limes (150 ct.)	n/a	n/a	-	6.000
Lemons (95 ct.)	n/a	n/a	-	18.240
Lemons (200 ct.)	n/a	n/a	-	15.740
Honeydew (6 ct.)	n/a	n/a	-	8.675
Cantaloupe (15 ct.)	n/a	n/a	-	7.250
Blueberries (12 count)	n/a	n/a	-	25.000
Strawberries (12 pnts.)	n/a	n/a	-	12.000
Avocados (Hass 48 ct.)	n/a	n/a	-	24.250
Bananas (40 lb.)- Term.	n/a	n/a	-	14.866
Pineapple (7 ct.)- Term.	n/a	n/a	-	12.031
Idaho Potato (60 ct., 50 lb.)	n/a	n/a	-	4.750
Idaho Potato (70 ct., 50 lb.)	n/a	n/a	-	4.750
Idaho Potato (70 ct.)-Term.	n/a	n/a	-	14.906
Idaho Potato (90 ct., 50 lb.)	n/a	n/a	-	5.250
Idaho Pot. # 2 (6 oz., 100 lb.)	n/a	n/a	-	7.250
Processing Potato (cwt.)	n/a	n/a	-	7.500
Yellow Onions (50 lb.)	n/a	n/a	-	5.250
Yell Onions (50 lb.)-Term.	n/a	n/a	-	11.145
Red Onions (25 lb.)- Term.	n/a	n/a	-	11.265
White Onions (50 lb.)- Term.	n/a	n/a	-	17.987
Tomatoes (large- case)	n/a	n/a	-	15.950
Tomatoes (5x6-25 lb.)-Term	n/a	n/a	-	12.750
Tomatoes (4x5 vine ripe)	n/a	n/a	-	10.950
Roma Tomatoes (large- case)	n/a	n/a	-	11.633
Roma Tomatoes (xlarge-cs)	n/a	n/a	-	12.450
Green Peppers (large- case)	n/a	n/a	-	11.862
Red Peppers (large 15lb. cs.)	n/a	n/a	-	14.417
Iceberg Lettuce (24 count)	n/a	n/a	-	8.532
Iceberg Lettuce (24)-Term.	n/a	n/a	-	15.333
Leaf Lettuce (24 count)	n/a	n/a	-	6.698
Romaine Lettuce (24 cnt.)	n/a	n/a	-	6.783
Mesculin Mix (3 lb.)-Term.	n/a	n/a	-	6.791
Broccoli (14 ct.)	n/a	n/a	-	6.695
Squash (1/2 bushel)	n/a	n/a	-	11.600
Zucchini (1/2 bushel)	n/a	n/a	-	8.137
Green Beans (bushel)	n/a	n/a	-	13.550
Spinach, Flat 24's	n/a	n/a	-	11.475
Mushrms (10 lb, lg.)-Term.	n/a	n/a	-	15.145
Cucumbers (bushel)	n/a	n/a	-	13.987
Pickles (200-300 ct.)- Term.	n/a	n/a	-	24.666
Asparagus (small)	n/a	n/a	-	15.375
Freight (Truck; CA-Cty Av.)	n/a	n/a	-	5144.444



Retail Prices-CPI, Percent compared to prior month from BLS.

	<u>Aug-13</u>	<u>Jul-13</u>	<u>Jun-13</u>	<u>May-13</u>
Beef and Veal	-.111	+.504	+.358	+.459
Dairy	+.403	-.066	-1.230	-.532
Pork	+1.372	+1.713	+.722	+.578
Chicken	+1.567	-.939	+1.900	-.063
Fresh Fish and Seafood	+.919	+.072	+.626	-1.414
Fresh Fruits and Veg.	+1.472	+.460	-1.265	+.314