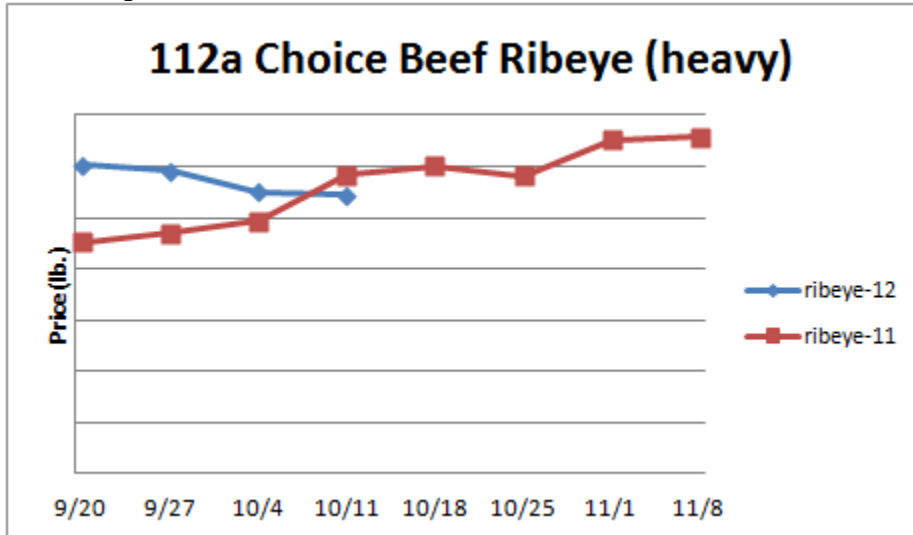


# Beef, Veal and Lamb Report

**Beef, Veal & Lamb-** Beef output last week fell 4.5% and was 5.4% smaller than a year ago. Cattle supplies should remain limited in the coming months which may temper beef output. The beef markets are likely to be supported this fall. The beef tenderloin, a typical holiday beef item, is currently priced 15% above its five-year average for the week. Tenderloin prices usually appreciate 20% over the next eight weeks. Japan is expected to ease restrictions on imports of U.S. beef this fall. This could provide added support to the U.S. beef end cut markets. The chuck markets usually decline in the coming months.

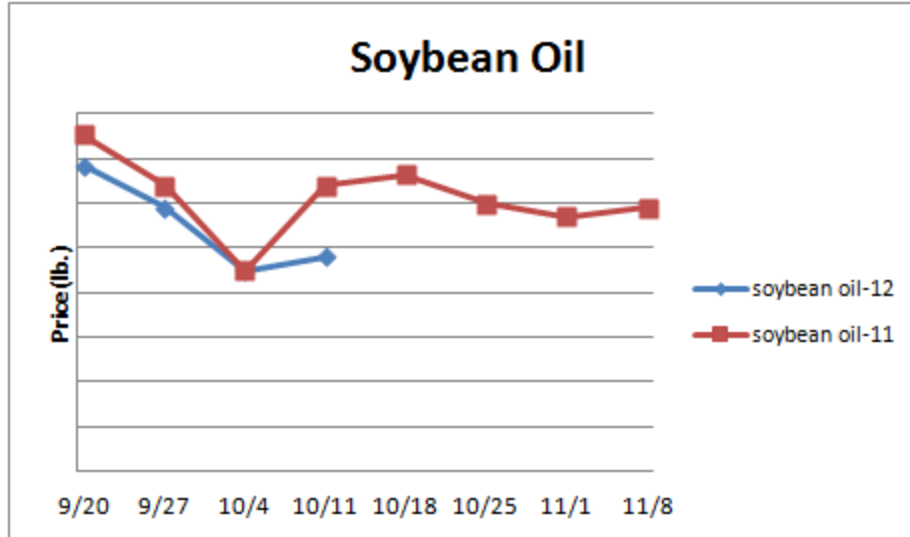


	<u>Market Trend</u>	<u>Supplies</u>	<u>Price vs. Last Year</u>
Live Cattle (Steer)	Increasing	Good	Higher
Ground Beef 81/19	Decreasing	Good	Higher
Ground Chuck	Increasing	Good	Higher
109 Export Rib (choice)	Increasing	Good	Higher
109 Export Rib (prime)	Decreasing	Good	Higher
112a Ribeye (choice)	Decreasing	Good	Lower
112a Ribeye (prime)	Increasing	Good	Higher
116 Chuck (choice)	Increasing	Good	Higher
120 Brisket (choice)	Increasing	Good	Higher
121c Outside Skirt (ch/sel.)	Decreasing	Good	Higher
167a Knuckle, Trimmed (choice)	Decreasing	Good	Lower
168 Inside Round (choice)	Increasing	Good	Lower
174 Short Loin (choice 0x1)	Decreasing	Good	Higher
174 Short Loin (prime 2x3)	Decreasing	Good	Higher
180 1x1 Strip (choice)	Increasing	Good	Higher
180 1x1 Strip (prime)	Decreasing	Good	Lower
180 0x1 Strip (choice)	Increasing	Good	Higher
184 Top Butt, boneless (choice)	Decreasing	Good	Higher
184 Top Butt, boneless (prime)	Increasing	Good	Higher
185a Sirloin Flap (choice)	Decreasing	Good	Higher
185c Loin, Tri-Tip (choice)	Increasing	Good	Lower
189a Tender (select, 5 lb & up)	Increasing	Good	Higher
189a Tender (choice, 5 lb & up)	Increasing	Good	Lower
189a Tender (prime, heavy)	Decreasing	Good	Higher
193 Flank Steak (choice)	Decreasing	Good	Higher
50% Trimmings	Increasing	Good	Lower
65% Trimmings	Decreasing	Good	Lower
75% Trimmings	Decreasing	Good	Higher
85% Trimmings	Increasing	Good	Higher
90% Trimmings	Decreasing	Good	Higher

<b>90% Imported Beef (frozen)</b>	<b>Steady</b>	<b>Good</b>	<b>Higher</b>
<b>Veal Rack (Hotel 7 rib)</b>	<b>Steady</b>	<b>Good</b>	<b>Higher</b>
<b>Veal Top Round (cap off)</b>	<b>Steady</b>	<b>Good</b>	<b>Higher</b>

## Oil and Grains Report

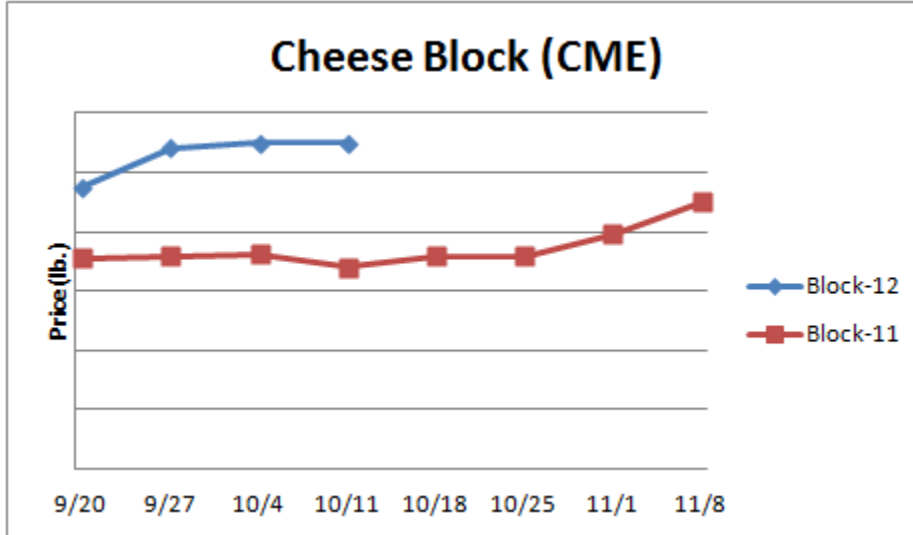
**Oil & Grains-** Relatively tight grain supplies are expected to persist well into next year. Elevated grain markets are anticipated to preserve in the coming months.



	<u>Market Trend</u>	<u>Supplies</u>	<u>Price vs. Last Year</u>
<b>Soybeans</b>	Increasing	Good	Higher
<b>Crude Soybean Oil</b>	Increasing	Good	Lower
<b>Soymeal</b>	Increasing	Good	Higher
<b>Corn</b>	Decreasing	Good	Higher
<b>Crude Corn Oil</b>	Decreasing	Good	Same
<b>Distillers Grain, Dry</b>	Increasing	Good	Higher
<b>Crude Palm Oil</b>	Increasing	Good	Lower
<b>Hard Red Winter Wheat</b>	Increasing	Good	Higher
<b>Dark Northern Spring Wheat</b>	Increasing	Good	Higher
<b>High Fructose Corn Syrup</b>	Decreasing	Good	Higher
<b>Durum Wheat</b>	Decreasing	Good	Lower

# Dairy Report

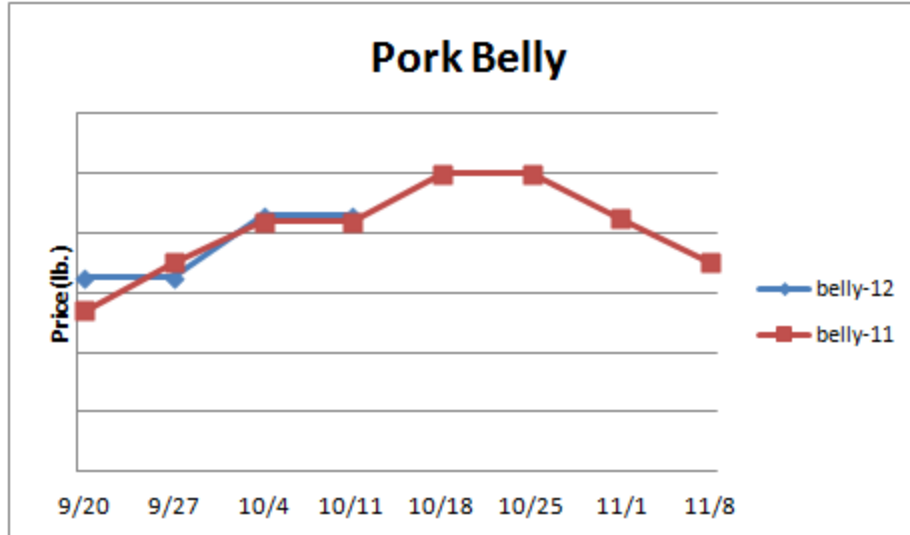
**Dairy-** The CME butter market has become erratic during the last week. History points to butter prices trending 3.7% higher during the next four weeks due to seasonally rising demand. The CME cheese markets are firm. Typically, the cheese block market declines 3.2% from now until early November before rising 8% into the Thanksgiving holiday. The existing inflated class III milk prices suggest the upside price risk in dairy products from here may be nominal. The last time front month class III milk prices traded this high the cheese markets fell 30% over the next six months. Prices per pound, except Class I Cream (hundred weight), from USDA.



	<u>Market Trend</u>	<u>Supplies</u>	<u>Price vs. Last Year</u>
<b>Cheese Barrels- CME</b>	Increasing	Good	Higher
<b>Cheese 40 lb Blocks- CME</b>	Steady	Good	Higher
<b>American Cheese</b>	Increasing	Good	Higher
<b>Cheddar Cheese</b>	Increasing	Good	Higher
<b>Mozzarella Cheese</b>	Increasing	Good	Higher
<b>Provolone Cheese</b>	Increasing	Good	Higher
<b>Parmesan Cheese</b>	Increasing	Good	Higher
<b>Butter- One lb Solids</b>	Decreasing	Good	Higher
<b>Nonfat Dry Milk</b>	Decreasing	Good	Higher
<b>Whey, Dry</b>	Increasing	Good	Higher
<b>Class I Milk Base</b>	Steady	Good	Lower
<b>Class II Cream (Heavy Cream)</b>	Decreasing	Good	Higher
<b>Class III Milk- CME</b>	Decreasing	Good	Higher
<b>Class IV Milk- CME</b>	Decreasing	Good	Higher

# Pork Report

**Pork**- Pork production last week increased .6% but was .1% smaller than '11. Recently, hog weights have declined below last year and the five year average levels. This suggests hog supplies are tightening. Further, below average seasonal hog weight gains during the last two months indicates that the USDA pork cutout may have already formed a bottom this fall. Still, modestly lower prices from here for various pork products could occur in the near term. Pork retail feature activity should wane in November.



	<u>Market Trend</u>	<u>Supplies</u>	<u>Price vs. Last Year</u>
<b>Live Hogs</b>	Decreasing	Good	Lower
<b>Belly (bacon)</b>	Increasing	Good	Higher
<b>Spare Rib (4.25 &amp; down)</b>	Decreasing	Good	Lower
<b>Ham (23-27 lb)</b>	Decreasing	Good	Lower
<b>Loin (bone-in)</b>	Decreasing	Good	Lower
<b>Baby Back Rib (1.75 &amp; up)</b>	Decreasing	Good	Lower
<b>Tenderloin (1.25 lb)</b>	Decreasing	Good	Lower
<b>Boston Butt, untrimmed 4-8 lb.</b>	Decreasing	Good	Lower
<b>Picnic, untrimmed</b>	Decreasing	Good	Lower
<b>SS Picnic, smoker trim boxed</b>	Decreasing	Good	Lower
<b>42% Trimmings</b>	Increasing	Good	Lower
<b>72% Trimmings</b>	Decreasing	Good	Lower

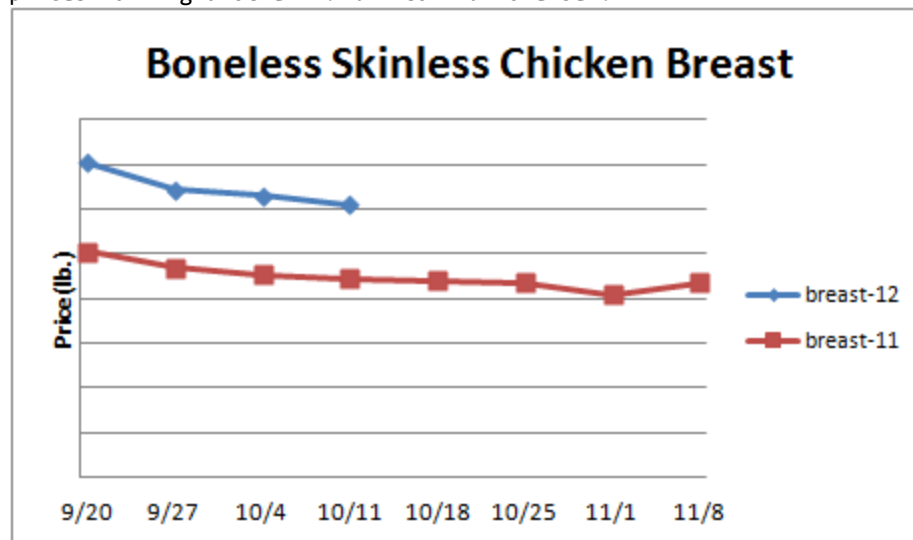
# Canned Tomato Report

**Tomato Products, Canned-** The U.S. tomato for canning harvest is winding down. The canned tomato markets should remain above year ago levels this fall.

	<u>Market Trend</u>	<u>Supplies</u>	<u>Price vs. Last Year</u>
<b>Whole Peeled Standard</b>	Steady	Good	Higher
<b>Diced, Fancy</b>	Steady	Good	Higher
<b>Ketchup, 33%</b>	Steady	Good	Higher
<b>Tomato Paste- Ind.</b>	Steady	Good	Higher

# Poultry Report

**Poultry-** Chicken producer margins remain poor but further chicken output cutbacks have failed to materialize. The six-week moving average for broiler egg sets is .8% larger than last year. Still, chicken output could wane in '13 if feed costs remain inflated. The ARA daily chicken wing index recently priced at its second highest level since February. Since '07, the average move for the jumbo cut chicken wing market during the next five weeks is 4.5% higher. Any wing price appreciation this year may be less intense due to chicken production gains. The ARA daily chicken breast index has declined 15.8% since August 30th. History points to boneless skinless chicken breast prices falling another 7.2% into mid November.

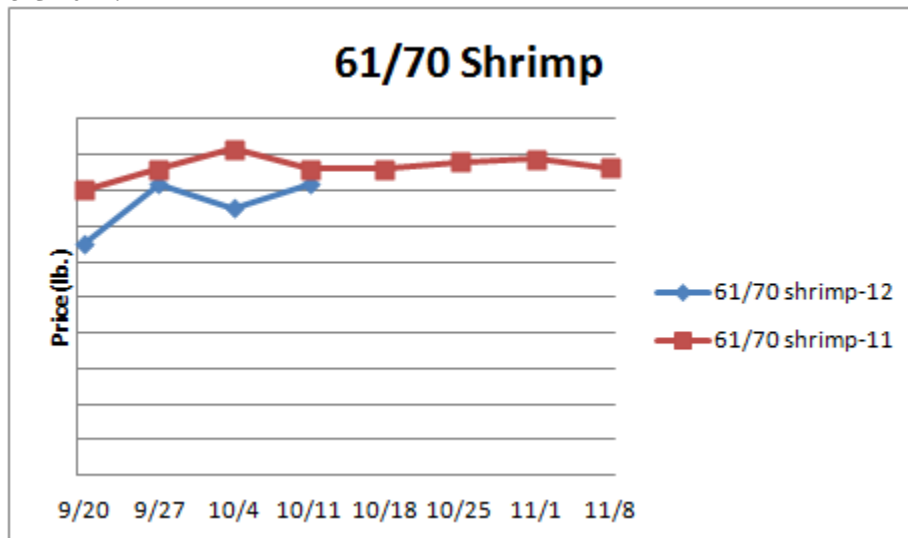


	<u>Market Trend</u>	<u>Supplies</u>	<u>Price vs. Last Year</u>
<b>Whole Chicken (2.5-3 lb-GA)</b>	Steady	Good	Higher
<b>Whole Chicken (LA)</b>	Steady	Good	Higher
<b>Chicken Wings, Whole</b>	Increasing	Good	Higher
<b>Chicken Wings, Jumbo Cut</b>	Increasing	Good	Higher
<b>Chicken Breast, Bone-In</b>	Decreasing	Good	Higher
<b>Chicken Breast, Bnless Sknless</b>	Decreasing	Good	Higher
<b>Chicken Tender (random)</b>	Steady	Good	Higher
<b>Chicken Tender (sized)</b>	Steady	Good	Higher
<b>Chicken Legs (whole)</b>	Decreasing	Good	Higher
<b>Chicken Leg Quarters</b>	Increasing	Good	Higher

Chicken Thighs, bone in	Decreasing	Good	Higher
Chicken Thighs, boneless	Increasing	Good	Lower
Large Eggs	Increasing	Good	Higher
Medium Eggs	Steady	Good	Higher
Whole Eggs- Liq	Decreasing	Good	Higher
Egg Whites- Liq	Decreasing	Good	Lower
Egg Yolks- Liq	Decreasing	Good	Higher
Whole Turkey (8-16 lb)	Steady	Good	Same
Turkey Breast- Bnls/Sknl	Decreasing	Good	Lower

## Seafood Report

**Seafood-** The Alaskan Bearing Sea snow crab fishing season will officially start next week. This year's snow crab quota is 66.35 million pounds versus last year's 88.89 million pounds. Still, this season's quota is the second largest in seven years. The snow crab leg market (5-8 oz) is 6.4% above the five year average for the week. Seasonal charts suggest that snow crab leg prices could remain relatively flat during the fall.



	<u>Market Trend</u>	<u>Supplies</u>	<u>Price vs. Last Year</u>
Salmon, Whole (10-12 lb)	Steady	Good	Lower
Catfish, Filets	Steady	Good	Lower
Trout, Drn. (8-14 oz)	Steady	Good	Higher
Shrimp (16-20 count)	Decreasing	Good	Lower
Shrimp (61-70 count)	Increasing	Good	Lower
Shrimp, Tiger (26-30 count)	Decreasing	Good	Lower
Snow Crab Legs (5-8 oz)	Steady	Good	Lower
Snow Crab Legs (8 oz up)	Steady	Good	Lower
Cod Tails, 3-7 oz. Frz.	Steady	Good	Higher
Cod Loins, 3-12 oz. Frz.	Steady	Good	Lower
Salmon Portions, 4-8 oz. Frz.	Steady	Good	Lower

## Bean, Rice, Coffee and Sugar Report

	<u>Market Trend</u>	<u>Supplies</u>	<u>Price vs. Last Year</u>
<b>Pinto Beans</b>	Steady	Good	Lower
<b>Black Beans</b>	Steady	Good	Lower
<b>Rice, Long Grain</b>	Increasing	Good	Lower
<b>Coffee Beans</b>	Decreasing	Good	Lower
<b>Sugar</b>	Increasing	Good	Lower
<b>Honey</b>	Steady	Good	Higher

## Paper Product Report

	<u>Market Trend</u>	<u>Supplies</u>	<u>Price vs. Last Year</u>
Wood Pulp (paper)			
<b>NBSK- Paper napkin</b>	Increasing	Good	Lower
<b>42 lb. Linerboard-corrugated box</b>	Increasing	Good	Lower
Plastic Resins (plastic, foam)			
<b>PS-CHH-utensils, cups, to-go cont.</b>	Steady	Good	Higher
<b>PP-HIGP-heavy grade utensils</b>	Steady	Good	Lower
<b>PE-LLD-can liners, film, bags</b>	Steady	Good	Lower

## Retail Price Change from Prior Month

	<u>Apr-11</u>	<u>Mar-11</u>	<u>Feb-11</u>
<b>Beef and Veal</b>	Increasing	Increasing	Increasing
<b>Dairy</b>	Increasing	Increasing	Increasing
<b>Pork</b>	Decreasing	Increasing	Increasing
<b>Chicken</b>	Increasing	Decreasing	Increasing
<b>Fresh Fish and Seafood</b>	Increasing	Increasing	Increasing
<b>Fresh Fruits and Vegetables</b>	Decreasing	Increasing	Increasing

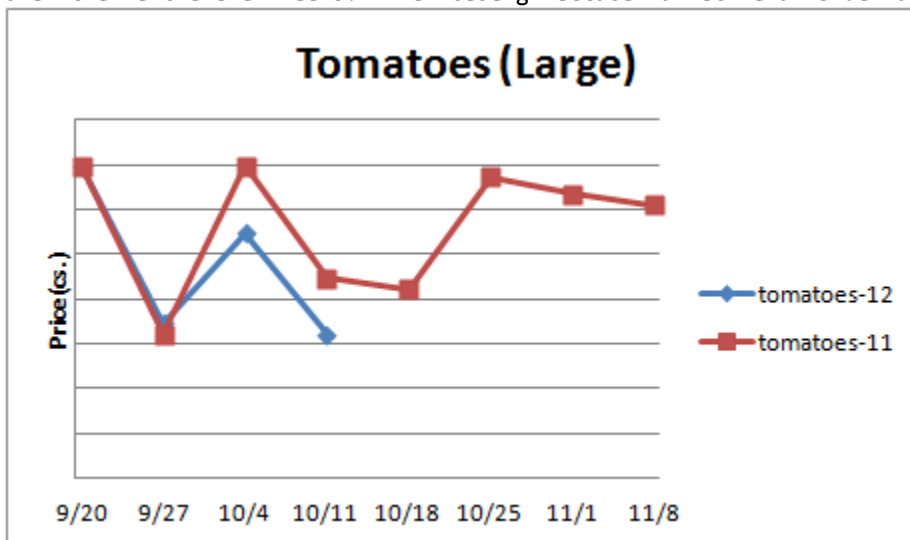
## Processed Fruits and Vegetables Report

**Processed Fruits and Vegetables-** 2012 U.S. sweet corn production is expected to be slightly bigger than last year due in part to larger acreage. The canned corn markets remain firm.

<u>Canned 6/10</u>	<u>Market Trend</u>	<u>Supplies</u>	<u>Price vs. Last Year</u>
<b>Corn, Fancy Whole Kernel</b>	Steady	Good	Higher
<b>Green Beans, Fancy 4 sv</b>	Steady	Good	Higher
<b>Green Peas, Fancy 4 sv/blend</b>	Steady	Good	Higher
<u>Frozen</u>			
<b>Corn, Cob 96 count</b>	Steady	Good	Higher
<b>Corn, Kernel 12/2.5 lb.</b>	Steady	Good	Higher
<b>Green Beans, Cut 12/2 lb.</b>	Steady	Good	Higher
<b>Green Peas, 12/2.5 lb.</b>	Steady	Good	Higher
<b>Potatoes, FF Fancy, 6/5 lb.</b>	Steady	Good	Higher

## Produce Report

**Produce-** Mature green tomato prices are lower. The western tomato harvest will soon be transitioning south. The chief eastern tomato crop is now beginning in Florida. These regional tomato crop shifts can create tomato price instability during the fall. The Hass avocado market is 9% below its three year average for the week. The California avocado season is winding down as the Mexican avocado harvest becomes an important supply source. Since '07, the average move for the Hass avocado market is 14.3% lower over the next eleven weeks. The iceberg lettuce market remains deflated.



Market Trend      Supplies      Price vs. Last Year



<b>Limes (150 count)</b>	<b>Decreasing</b>	<b>Good</b>	<b>Lower</b>
<b>Lemons (95 count)</b>	<b>Steady</b>	<b>Good</b>	<b>Lower</b>
<b>Lemons (200 count)</b>	<b>Steady</b>	<b>Good</b>	<b>Higher</b>
<b>Honeydew (6 ct.)</b>	<b>Increasing</b>	<b>Good</b>	<b>Higher</b>
<b>Cantaloupe (15 count)</b>	<b>Increasing</b>	<b>Good</b>	<b>Higher</b>
<b>Blueberries (12 count)</b>	<b>Increasing</b>	<b>Good</b>	<b>Lower</b>
<b>Strawberries (12 pints)</b>	<b>Steady</b>	<b>Good</b>	<b>Higher</b>
<b>Avocados, Hass (48 count)</b>	<b>Decreasing</b>	<b>Good</b>	<b>Lower</b>
<b>Bananas (40 lb)-Term.</b>	<b>Decreasing</b>	<b>Good</b>	<b>Lower</b>
<b>Pineapple (7 ct.)- Term.</b>	<b>Decreasing</b>	<b>Good</b>	<b>Lower</b>
<b>Idaho Potato (60 count)</b>	<b>Decreasing</b>	<b>Good</b>	<b>Lower</b>
<b>Idaho Potato (70 count)</b>	<b>Decreasing</b>	<b>Good</b>	<b>Lower</b>
<b>Idaho Potato (70 count)-Term.</b>	<b>Decreasing</b>	<b>Good</b>	<b>Lower</b>
<b>Idaho Potato (90 count)</b>	<b>Steady</b>	<b>Good</b>	<b>Lower</b>
<b>Idaho Potato #2 (6 oz. min.)</b>	<b>Decreasing</b>	<b>Good</b>	<b>Lower</b>
<b>Processing Potato (100 lb)</b>	<b>Steady</b>	<b>Good</b>	<b>Lower</b>
<b>Yellow Onions (50 lb)</b>	<b>Increasing</b>	<b>Good</b>	<b>Higher</b>
<b>Yellow Onions (50 lb)-Term.</b>	<b>Decreasing</b>	<b>Good</b>	<b>Higher</b>
<b>Red Onions (25 lb)-Term.</b>	<b>Decreasing</b>	<b>Good</b>	<b>Higher</b>
<b>White Onions (50 lb)-Term.</b>	<b>Decreasing</b>	<b>Good</b>	<b>Lower</b>
<b>Tomatoes, (large- case)</b>	<b>Decreasing</b>	<b>Good</b>	<b>Lower</b>
<b>Tomatoes, (5x6, 25 lb.)-Term.</b>	<b>Decreasing</b>	<b>Good</b>	<b>Lower</b>
<b>Tomatoes, Vine Ripe, (4x5)</b>	<b>Increasing</b>	<b>Good</b>	<b>Lower</b>
<b>Roma Tomatoes (large- case)</b>	<b>Increasing</b>	<b>Good</b>	<b>Higher</b>
<b>Roma Tomatoes (xlarge- case)</b>	<b>Increasing</b>	<b>Good</b>	<b>Higher</b>
<b>Green Peppers (large- case)</b>	<b>Increasing</b>	<b>Good</b>	<b>Lower</b>
<b>Red Peppers (large- 15 lb. cs.)</b>	<b>Increasing</b>	<b>Good</b>	<b>Lower</b>
<b>Iceberg Lettuce (24 count)</b>	<b>Increasing</b>	<b>Good</b>	<b>Higher</b>
<b>Iceberg Lettuce (24 cnt)-Term.</b>	<b>Decreasing</b>	<b>Good</b>	<b>Higher</b>

## Produce Report (continued)

<b>Leaf Lettuce (24 count)</b>	<b>Decreasing</b>	<b>Good</b>	<b>Lower</b>
<b>Romaine Lettuce (24 count)</b>	<b>Decreasing</b>	<b>Good</b>	<b>Lower</b>
<b>Mesculin Mix (3 lb)-Term.</b>	<b>Increasing</b>	<b>Good</b>	<b>Lower</b>
<b>Broccoli (14 cnt.)</b>	<b>Decreasing</b>	<b>Good</b>	<b>Lower</b>
<b>Squash (case)</b>	<b>Decreasing</b>	<b>Good</b>	<b>Lower</b>
<b>Zucchini (case)</b>	<b>Decreasing</b>	<b>Good</b>	<b>Higher</b>
<b>Green Beans (bushel)</b>	<b>Increasing</b>	<b>Good</b>	<b>Higher</b>
<b>Spinach, Flat 24's</b>	<b>Decreasing</b>	<b>Good</b>	<b>Lower</b>
<b>Mushrooms (large), Term.</b>	<b>Steady</b>	<b>Good</b>	<b>Higher</b>
<b>Cucumbers, Bushel</b>	<b>Increasing</b>	<b>Good</b>	<b>Lower</b>
<b>Pickles (200-300 ct.)-Term.</b>	<b>Increasing</b>	<b>Good</b>	<b>Higher</b>
<b>Asparagus (small)</b>	<b>Decreasing</b>	<b>Good</b>	<b>Higher</b>
<b>Freight (CA to City Avg.)</b>	<b>Decreasing</b>	<b>Good</b>	<b>Higher</b>