

# Weekly Market Updates

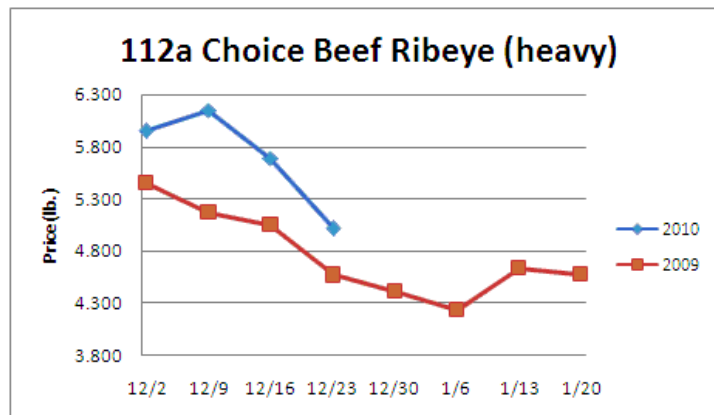
Volume No. 3

Issue No. 51

Date: December 23, 2010

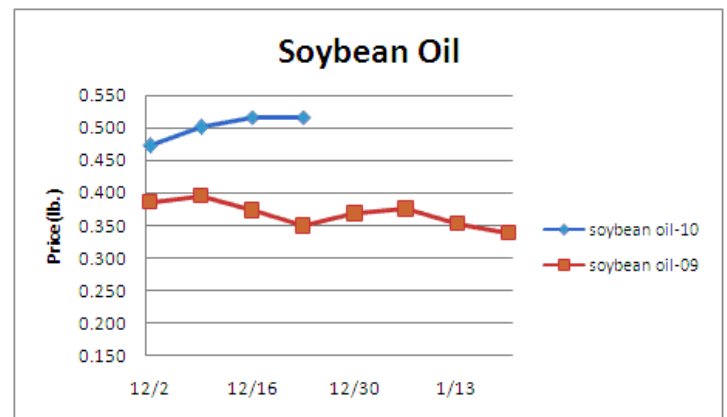
**Beef, Veal & Lamb-** The December 1<sup>st</sup> US cattle on feed inventory was 2.9% bigger than last year. Placements into feedlots during November were 6.2% more than the prior year. The January 1<sup>st</sup> near slaughter ready cattle inventory is estimated to be 3% bigger than 2010. This factor and strong cow slaughter could cause beef output to trend notably above 2010 next month. The tenderloin and ribeye markets are declining sharply now that holiday demand is subsiding. Buyers will mostly focus on end cut beef products in the coming months. November retail beef prices were 6.2% higher than last year and a record. Price USDA, FOB per pound.

	Price	Last Week	Difference	Price 09
Live Cattle	1.001	1.013	-.012	.804
Feeder Cattle Index (CME)	1.193	1.187	+.006	.940
Ground Beef 81/19	1.499	1.469	+.030	1.226
Ground Chuck	1.600	1.500	+.100	1.272
109e Export Rib (choice)	4.725	5.376	-.651	4.333
109e Export Rib (prime)	8.393	8.528	-.135	6.003
112a Ribeye (choice)	5.015	5.692	-.677	4.569
112a Ribeye (prime)	9.269	9.433	-.164	6.919
116 Chuck (select)	2.019	1.983	+.036	1.805
116 Chuck (choice)	1.956	2.095	-.139	1.839
116b Chuck Tdnr (choice)	1.938	1.898	+.040	1.523
120 Brisket (choice)	1.809	1.747	+.062	1.411
121c Outside Skirt (ch/sel)	2.874	3.013	-.139	2.164
121d Inside Skirt (ch/sel)	2.657	2.567	+.090	2.109
121e Cap & Wedge	2.340	2.408	-.068	1.592
167a Knuckle, Trm. (ch.)	1.899	1.905	-.006	1.739
168 Inside Round (ch.)	1.889	1.829	+.060	1.642
174 Short Loin (ch. 0x1)	3.829	3.924	-.095	3.861
174 Short Loin (prime)	7.569	7.754	-.185	4.597
180 1x1 Strp (choice)	3.589	3.662	-.073	3.452
180 1x1 Strp (prime)	8.856	8.909	-.053	5.663
180 0x1 Strp (choice)	3.908	3.983	-.075	3.937
184 Top Butt, bnls (ch.)	2.416	2.408	+.008	2.055
184 Top Butt, bnls (prime)	2.433	2.355	+.078	1.715
185a Sirloin Flap (choice)	2.652	2.617	+.035	2.455
185c Loin, Tri-Tip (choice)	2.215	2.262	-.047	1.941
189a Tender (select)	7.683	8.103	-.420	6.644
189a Tender (choice)	8.641	9.669	-1.028	8.457
189a Tender (prime)	11.506	11.614	-.108	9.273
193 Flank Steak (choice)	3.105	3.065	+.040	2.626
50% Trimmings	.768	.797	-.029	.751
65% Trimmings	1.126	1.131	-.005	.829
75% Trimmings	1.246	1.250	-.004	1.001
85% Trimmings	1.532	1.481	+.051	1.240
90% Trimmings	1.617	1.597	+.020	1.367
90% Imported Beef (frz.)	1.950	1.850	+.100	1.370
95% Imported Beef (frz.)	1.965	1.924	+.041	1.475
Veal Rack (Hotel 7 rib)	5.100	5.100	-	3.875
Veal Top Rnd. (cp. Off)	12.575	12.575	-	.804



**Oil, Grains, Misc.-** The coffee market continues to trade at inflated levels due to supply concerns during the next few years. Higher coffee prices may be forthcoming. Prices USDA, FOB.

	Price	Last Week	Difference	Price 09
Soybeans, bushel	12.987	12.802	+.185	9.805
Crude Soybean Oil, lb.	.517	.517	-	.349
Soybean Meal, ton	352.500	343.200	+9.300	321.500
Corn, bushel	5.818	5.685	+.133	3.530
Crude Corn Oil, lb.	.545	.545	-	.400
Distillers Grain, Dry	162.500	160.000	+1.500	108.750
Crude Palm Oil, lb. BMD	.521	.527	-.006	.325
HRW Wheat, bushel	7.435	7.275	+.160	4.475
DNS Wheat 14%, bushel	8.690	8.380	+.310	5.460
Canola, lb.	.236	.241	-.005	.162
Canola Oil, SD, (Tor.), lb.	.615	.620	-.005	.448
Pinto Beans, lb.	.198	.198	-	.303
Black Beans, lb.	.260	.260	-	.337
Rice, Long Grain, lb.	.300	.300	-	.256
Coffee, lb. NYBOT	2.247	2.172	+.075	1.456

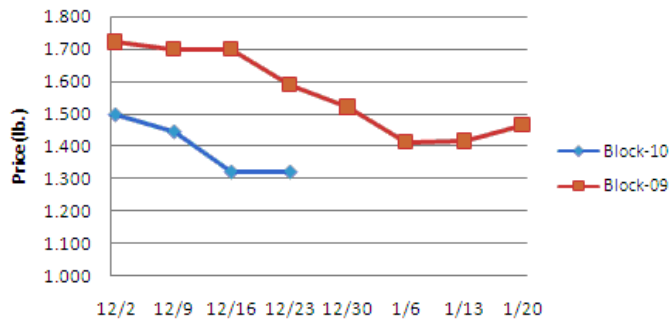


**Dairy-** November US milk output was 2.7% more than last year due to a 2.4% increase in the milk per cow yield and a .3% larger milk cow herd. US milk farmers kept the herd size stagnant during November compared to the prior month which surprised the markets some. We are anticipating the milk cow herd and milk production gains to lessen in the coming months. The CME cheese barrel market is moving upward while the block market is steady. We expect that modestly higher CME cheese prices could be forthcoming this winter. The butter market is relatively steady. Prices per pound, except Class I Cream (hundred weight), from USDA.

	Price	Last Week	Difference	Price 09
Cheese Barrels (CME)	1.395	1.350	+.045	1.440
Cheese Blocks (CME)	1.323	1.323	-	1.590
American Cheese	1.748	1.748	-	1.820
Cheddar Cheese (40 lb.)	1.978	1.978	-	2.080
Mozzarella Cheese	1.793	1.793	-	2.048
Provolone Cheese	1.953	1.953	-	2.163
Parmesan Cheese	3.250	3.250	-	3.528
Butter (CME)	1.653	1.650	+.003	1.328
Nonfat Dry Milk	1.285	1.280	+.005	1.399
Whey, Dry	.385	.379	+.006	.380
Class I Base	16.960	16.960	-	15.030
Class II Cream, heavy	2.025	2.025	-	1.762
Class III Milk (CME)	13.170	13.220	-.050	14.580
Class IV Milk (CME)	15.250	15.250	-	14.540

# Weekly Market Updates

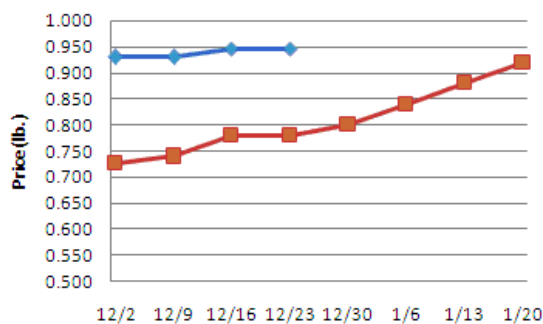
## Cheese Block (CME)



**Pork**-Pork production last week rose 4.7% and was 1.7% bigger than last year. Pork output will be slowed during the next 10 days or so due to the holidays. This may support many of the pork markets. Pork belly supplies are reported to be tightening some which is a sign that the market bottom is in. We expect that the cash pork belly market will be over \$1 sometime this winter. November retail pork prices were 13% more than last year and the 3<sup>rd</sup> highest on record. Elevated retail prices could slow domestic pork demand growth in 2011. Prices USDA, FOB per pound.

	Price	Last Week	Difference	Price 09
Live Hogs	.485	.482	+.003	.445
Belly (bacon)	.945	.945	-	.780
Sparerib (4.25 lb. & down)	1.390	1.350	+.040	1.220
Ham (20-23 lb.)	.700	.743	-.043	.554
Ham (23-27 lb.)	.680	.700	-.020	.573
Loin (bone-in)	.896	.908	-.012	.914
Bbyck Rib (1.75 lb. & up)	2.420	2.399	+.021	2.350
Tenderloin (1.25 lb.)	2.220	2.080	+.140	2.102
Boston Butt, untrmd. (4-8 lb.)	.837	.872	-.035	.611
Picnic, untrmd.	.638	.665	-.027	.544
SS Picnic, smoker trm. bx.	1.130	.930	+.200	.810
42% Trimmings	.250	.250	-	.210
72% Trimmings	.690	.700	-.010	.440

## Pork Belly



**Tomato Products, Canned**-The canned tomato markets are stable. We anticipate the canned tomato markets will move upward later this year. Prices per case (6/10) FOB, unless noted from ARA.

	Price	Last Week	Difference	Price 09
Whole Peeled, Standard	11.750	11.750	-	12.750
Diced, Fancy	12.250	12.250	-	13.250
Ketchup, 33%	13.000	13.000	-	14.125
Tomato Paste- Industrial (lb.)	.370	.370	-	.400

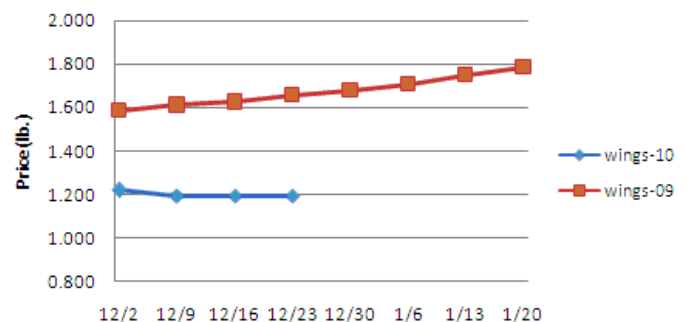
**Processed Vegetables**-The markets are steady. Modestly tighter supplies and higher raw product costs could lead to a rise in processed vegetable prices next fall. Prices FOB per case from ARA.

	Price	Last Week	Difference	Price 09
Corn, Fcy whl kern- can 6/10	16.906	16.906	-	17.406
Green Beans Fcy- can 6/10	16.563	16.563	-	17.056
Green Peas, Fcy- can 6/10	17.750	17.750	-	18.250
Corn, Cob- froz 96 ct.	14.000	14.000	-	14.500
Corn, Kernel- froz 12/2.5#	14.250	14.250	-	18.750
Green Beans Cut- froz 12/2#	12.900	12.900	-	18.000
Green Peas- froz 12/2.5#	20.250	20.250	-	17.513
Potatoes, FF Fncy- froz 6/5#	13.000	13.000	-	18.875

**Poultry**-Spot chicken producer profitability has fallen to its worst level in a few years due to the rise in feed prices and the decline in most chicken markets this fall. Usually, the chicken breast and wing markets would be seasonally moving upward by now which certainly helps chicken producer margins. However, that has yet to occur this year and chicken producers appear to be curbing pending supplies. The 6 week moving average for broiler egg sets is now just 1.7% larger than last year suggesting that the fall 4% plus chicken production increases are done. We would not be surprised to see the chicken breast and wing markets move higher in the coming weeks. November chicken retail prices were 2% higher than last year. Prices USDA, FOB per pound except when noted.

<u>Chicken</u>	Price	Last Week	Difference	Price 09
Whole Birds (2.5-3 lb.-GA)	.853	.853	-	.823
Whole Birds (LA)	.940	.950	-.010	.910
Wings (whole)	1.195	1.195	-	1.655
Wings (jumbo, cut)	1.290	1.369	-.079	1.686
Breast, Bone In	.770	.770	-	.780
Breast, Bnless Skinless	1.430	1.430	-	1.375
Tenderloin (random)	1.500	1.500	-	1.150
Tenderloin (sized)	1.700	1.700	-	1.890
Legs (whole)	.500	.528	-.028	.496
Leg Quarters	.400	.400	-	.380
Thighs, bone in	.534	.515	+.019	.497
Thighs, boneless	.998	1.001	-.003	.961
<u>Eggs and Others</u>				
Large (dozen)	1.277	1.327	-.050	1.233
Medium (dozen)	.888	.913	-.025	.950
Whole Eggs- Liquid	.325	.363	-.038	.506
Egg Whites- Liquid	.387	.436	-.049	.357
Egg Yolks- Liquid	.743	.743	-	.696
Whole Turkeys (8-16 lb.)	.930	.965	-.035	.808
Turkey Breast, Bnls/Sknls	2.743	2.743	-	1.717

## Whole Chicken Wing

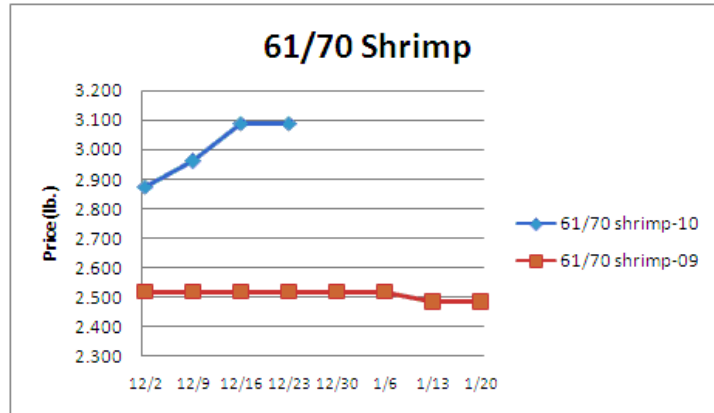


**Seafood**-US Gulf of Mexico shrimp landings recovered some in November with the total 28% more than last year and the largest for the month since 2006. Still, year to date Gulf of Mexico shrimp landings are 32% less than the previous year. US shrimp landings may continue to struggle this winter which should support shrimp prices. We anticipate US shrimp imports to be close to 2010 levels in the coming months.

# Weekly Market Updates

Prices for fresh product, unless noted, per pound from Fisheries Market News.

	<u>Price</u>	<u>Last Week</u>	<u>Difference</u>	<u>Price 09</u>
Salmon (wh. Atl., 10-12 lb.)	3.550	3.550	-	3.000
Catfish Filets	3.500	3.500	-	3.500
Trout (dm. 8-14 oz.)	3.100	3.100	-	3.000
Shrimp (16/20), Frz	7.488	7.575	-.087	4.365
Shrimp (61/70), Frz.	3.088	3.088	-	2.517
Shrimp, Tiger (26/30), Frz.	4.563	4.600	-.037	4.150
Snow Crab, Legs 5-8 oz, Frz	5.600	5.600	-	3.375
Snow Crab, Legs 8 oz/ up, Fz	5.725	5.725	-	3.900
Cod Tails, 3-7 oz., Frz.	3.088	3.088	-	3.192
Cod Loins, 3-12 oz., Frz	3.794	3.794	-	3.542
Salmon Portions, 4-8 oz, Frz	6.092	6.092	-	5.347
Pollock, Alaska, Deep Skin	2.075	2.075	-	N/A



## Energy & Currency-Currency US dollar is worth.

	<u>Price</u>	<u>Last Week</u>	<u>Difference</u>	<u>Price 09</u>
Crude Oil, barrel- nymex	88.810	88.280	+.530	74.400
Natural Gas, mbtu- nymex	4.237	4.255	-.018	5.715
Heating Oil, gal- nymex	2.490	2.468	+.022	1.949
Electricity, mwhwt- nymex	66.560	69.490	-2.930	45.920
Gasoline, gal- nymex	2.378	2.296	+.082	1.889
Diesel Fuel, gal- eia	3.248	3.231	+.017	2.726
Ethanol, gal- usda	2.080	1.990	+.090	1.865
Canadian \$	1.013	1.010	+.003	1.058
Japanese Yen	83.745	83.089	+.656	91.624
Mexican Peso	12.407	12.394	+.013	12.935
Euro	.761	.744	+.017	.700
Brazilian Real	1.709	1.697	+.012	1.784
Chinese Yuan	6.675	6.655	+.020	6.828

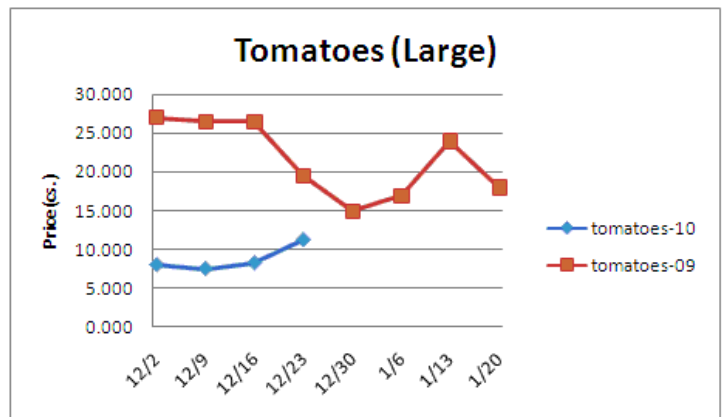
## Paper/Plastic-Provided by; resin- [www.plasticsnews.com](http://www.plasticsnews.com), pulp- [www.paperage.com](http://www.paperage.com).

<u>Wood Pulp/ Plastic Resin</u>	<u>Price</u>	<u>Last Week</u>	<u>Difference</u>	<u>Price 09</u>
WP; NBSK (napkin, towel)	969.520	969.520	-	829.530
WP; 42 lb. Linerboard (corr.)	811.048	811.048	-	594.286
Res; PS-CHH (cup, cont.)	.950-.990	.950-.990	-	.820-.860
Res; PP-HIGP (hvy utensil)	.950-.970	.950-.970	-	.860-.880
Res; PE-LLD (cn liner, film)	.830-.860	.830-.860	-	.700-.730

**Produce**-December 1<sup>st</sup> US potato holdings were 15% less than 2009 and the least for the date in the last 10 years. This is due to the 2010 fall potato harvest which was the smallest in the last 20 years. Idaho potato prices are anticipated to continue to trade above the prior year levels during the winter. Damage from the recent cold weather continues to be assessed for Florida tomatoes. Tomato shipments during the next 4 weeks are expected to be below normal which could influence the tomato markets higher. Full damage to Florida's tomato crop may not be known until late winter. Prices USDA FOB shipping point unless noted (terminal).

	<u>Price</u>	<u>Last Week</u>	<u>Difference</u>	<u>Price 09</u>
Limes (150 ct.)	39.000	39.000	-	18.000
Lemons (95 ct.)	13.640	14.140	-.500	17.040
Lemons (200 ct.)	11.640	11.640	-	19.540
Honeydew (6 ct.)	6.875	8.225	-1.350	8.838

Cantaloupe (15 ct.)	9.350	12.450	-3.100	11.000
Blueberries (12 count)	18.000	19.500	-1.500	21.500
Strwbrires (12 pnts.)	25.900	25.900	-	25.000
Avocds (Hass 48 ct.)	26.250	26.250	-	21.750
Bananas (40 lb.)- Term.	16.757	16.668	+.089	14.783
Pineapple (7 ct.)- Term.	9.719	11.625	-1.906	11.210
Idaho Potato (60 ct., 50 lb.)	14.500	14.375	+.125	5.375
Idaho Potato (70 ct., 50 lb.)	13.500	13.500	-	5.250
Idaho Potato (70 ct.)-Term.	18.169	18.288	-.119	10.508
Idaho Potato (90 ct., 50 lb.)	9.250	9.250	-	5.125
Idaho Pot. # 2 (6 oz., 100 lb.)	15.750	15.750	-	8.000
Processing Potato (cwt.)	7.750	7.750	-	4.500
Yellow Onions (50 lb.)	9.000	9.600	-.600	6.000
Yell Onions (50 lb.)-Term.	13.875	12.208	+1.667	9.500
Red Onions (25 lb.)- Term.	10.110	10.089	+.021	8.388
White Onions (50 lb.)- Term.	17.094	17.104	-.010	14.188
Tomatoes (large- case)	11.200	8.200	+3.000	19.450
Tomatoes (5x6-25 lb.)-Term	13.229	11.188	+2.041	21.250
Tomatoes (4x5 vine ripe)	13.675	16.950	-3.275	18.950
Roma Tomatoes (large- case)	11.713	15.458	-3.745	8.764
Roma Tomatoes (xlarge-cs)	11.956	15.467	-3.511	9.659
Green Peppers (large- case)	11.900	12.400	-.500	4.775
Red Peppers (large 15lb. cs.)	18.950	18.950	-	25.950
Iceberg Lettuce (24 count)	7.050	8.280	-1.230	11.500
Iceberg Lettuce (24)-Term.	13.250	16.333	-3.083	20.583
Leaf Lettuce (24 count)	9.792	11.792	-2.000	12.927
Romaine Lettuce (24 cnt.)	9.542	11.625	-2.083	19.963
Mesculin Mix (3 lb.)-Term.	9.000	7.156	+1.844	6.845
Broccoli (14 ct.)	11.102	22.592	-11.490	15.450
Squash (1/2 bushel)	20.850	18.850	+2.000	10.600
Zucchini (1/2 bushel)	19.500	14.850	+4.650	10.600
Green Beans (bushel)	37.150	32.400	+4.750	20.934
Spinach, Flat 24's	12.210	15.975	-3.765	12.450
Mushrms (10 lb, lg.)-Term.	11.532	12.147	-.615	15.173
Cucumbers (bushel)	18.950	22.510	-3.560	17.010
Pickles (200-300 ct.)- Term.	23.844	21.001	+2.843	23.813
Asparagus (small)	31.000	31.000	-	12.500
Freight (Truck; CA-Cty Av.)	4400.000	4400.000	-	3770.000



## Retail Prices-CPI, Percent compared to prior month from BLS.

	<u>Nov-10</u>	<u>Oct-10</u>	<u>Sep-10</u>	<u>Aug-10</u>
Beef and Veal	+.168	+.955	+.331	-.599
Dairy	-.006	+1.130	+.166	-.140
Pork	-1.875	+1.111	+1.503	+.462
Chicken	+.357	+1.111	+.870	-.913
Fresh Fish and Seafood	+2.026	+1.203	-.061	-.781
Fresh Fruits and Veg.	+.698	+1.030	+1.530	-.176